Acknowledgement

SPECIFICATION FOR APPROVAL

Company Name: HoneyComm IoT Technology(Shenzhen)Co.,Ltd.

CUSTOMER PARTNO:

Product MODEL : HCBG01 WiFi- 1 / HCBG01 WiFi -2

Product Description PRODUCT NAME ： HCBG01 WiFi- 1 Antenna / HCBG01 WiFi - 2 Antennas

Product CODE : M01-0600640R0A/M01-0600650R0A

Customer SIGNATURE	Customer SEAL :

Supplier Signature	Supplier SEAL :

NOTE: Please sign this copy back as your proof of approval!

NOTE: PLEASE RETURN THIS COPY AS A CERTIFICATION OF YOUR APPROVAL

Prepared by :	Date :	AddressAd	No. 50, Tiezi Road, Baoan District, Shenzhen
Dong Chunling	2 022.0 8 . 02	d ：	
		Tel :	0 755 - 86503881

Version Information VERSION INFORMATION

Version Version	date DATE	Version Description REVISION DESCRIPTION	prepared by PREPARED	Audit CHECKED	approve APPROVED
V1.0	202 1 .0 9 . 29	First edition released	Dong Chunling	Yang Yongcheng	Chen Jianyou
V1.1	202 3 .0 8 . 27	Add test data	Dong Chunling	Yang Yongcheng	Chen Jianyou

Performance Parameters PERFORMANCE PARAMETER

1. Electrical Characteristics		
1	Frequency Range	2400-2500MHz
2	VSWR	<3.0
3	Maximum Gain	4.00 dBi
4	Maximum efficiency%	79.16%
5	Impedance	50Ω
6	Polarization	Linear polarization
2. Mechanical parameters		
1	Measure	FPC:41.5*10.0mm/ Cable: Φ1.13*100.0mm/Φ1.13*90.0mm
2	Colour	Black +Gold
3	Connector	First generation terminal

3. Environment Condition

1	Working Temperature	-30 ℃ ~ 80 ℃

Testing CURVE

1. Performance test

1.1 Standing wave ratio V . SWR

VSWR

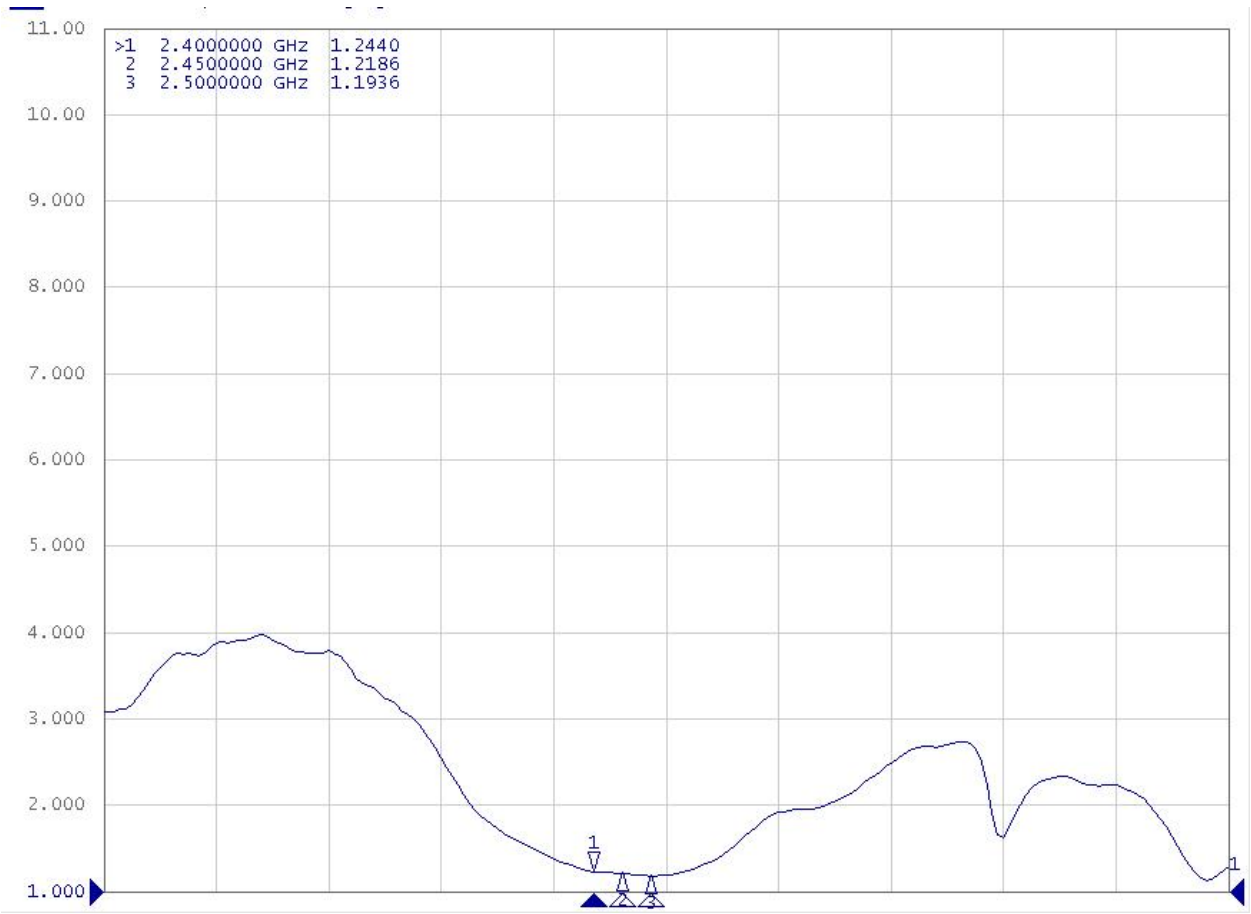

Data list

F req	2.4GHz	2. 4 5GHz	2.5 GHz
V SWR	1.24	1.21	1.19

Testing CURVE

2. Passive testing

2.1 Efficiency

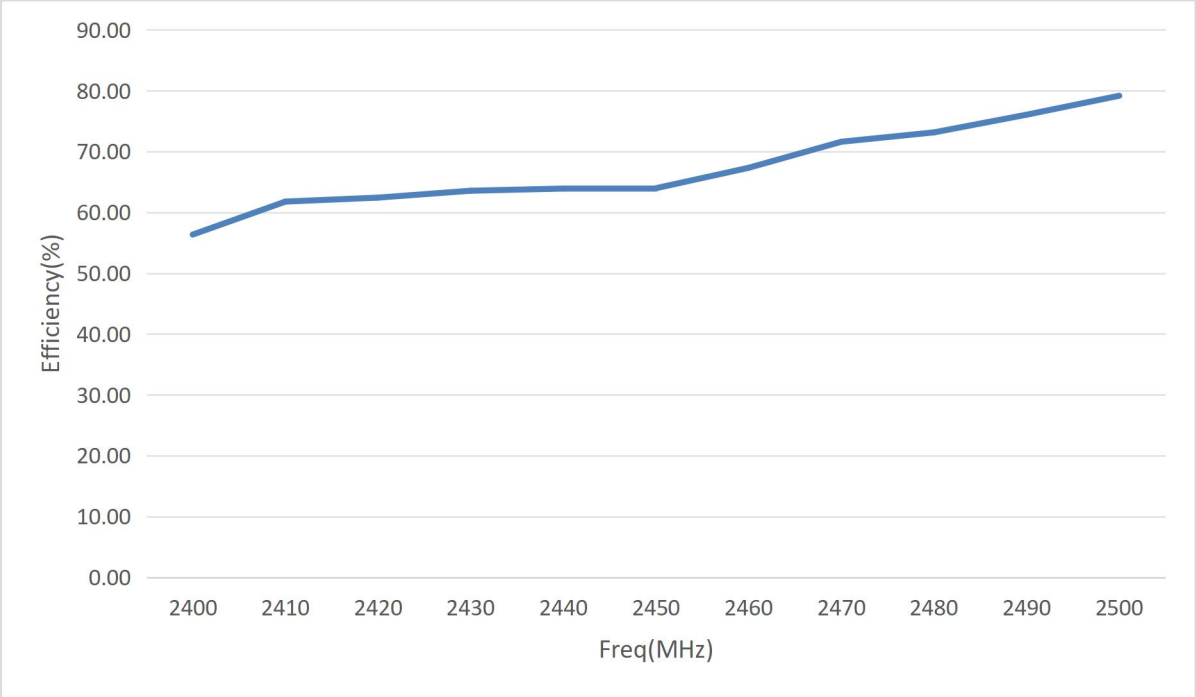

Data list

Freq(MHz)	Gain(dBi)	Efficiency(%)
2400	3.54	56.35
2410	3.90	61.76
2420	3.77	62.42
2430	3.86	63.55
2440	3.92	63.91
2450	3.81	63.97
2460	3.81	67.32
2470	3.95	71.60
2480	4.00	73.14
2490	3.92	76.04
2500	3.96	79.16

Testing CURVE

2.2 3D Map

24 0 0MHz Gain=3.54dBi

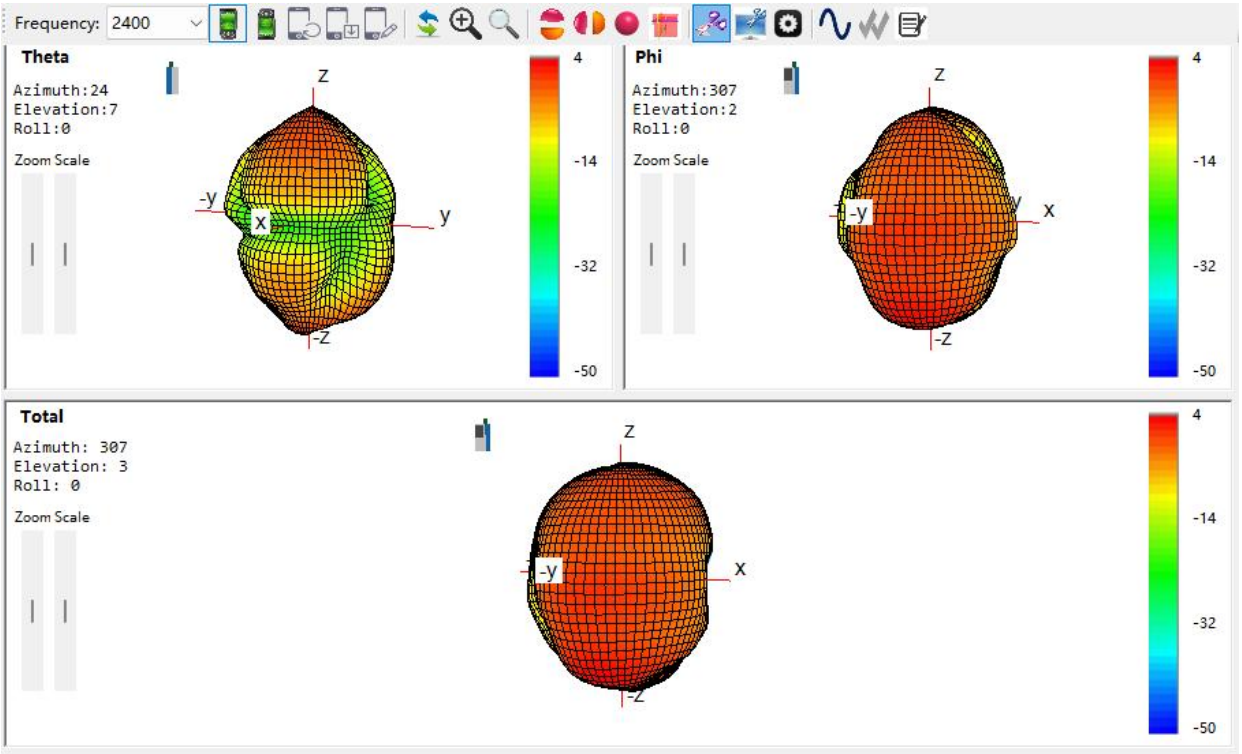

24 5 0MHz Gain=3.81dBi

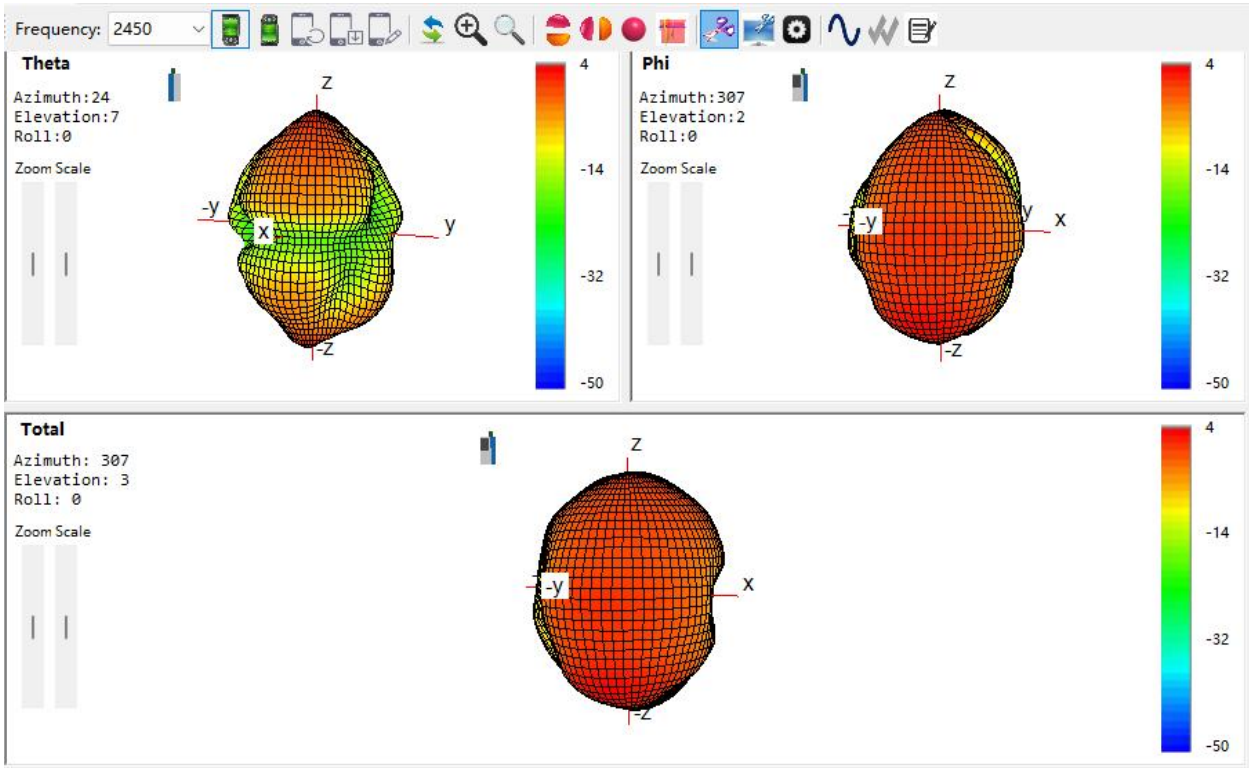

2 48 0MHz Gain=4.00dBi

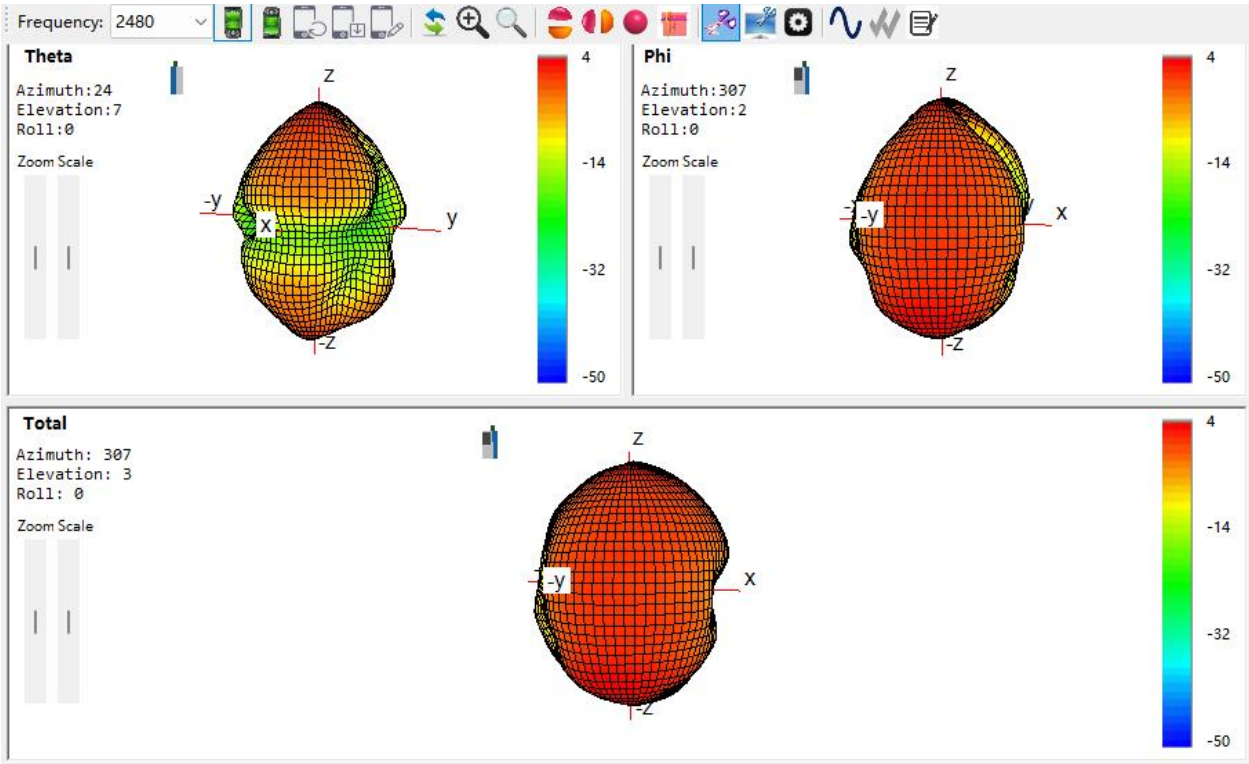

2D Figure

24 0 0MHz Gain=3.54dBi

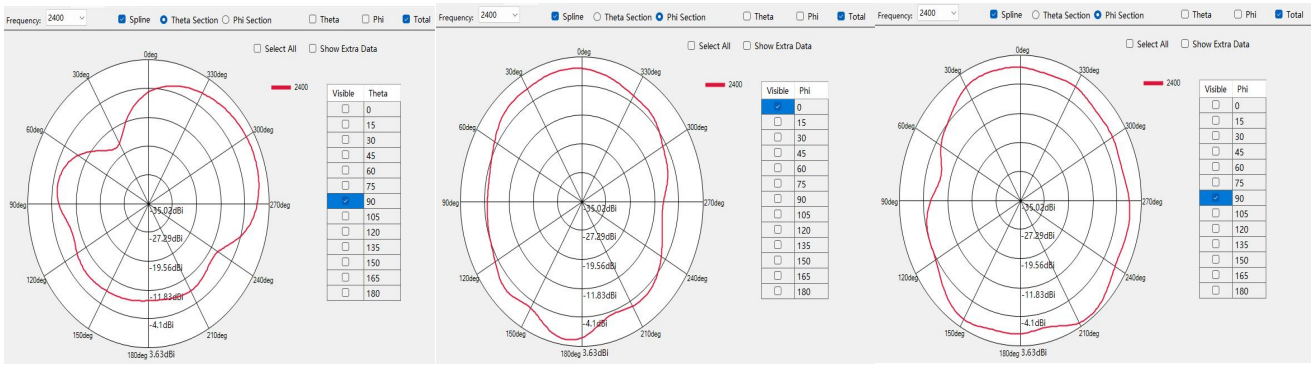

24 5 0MHz Gain=3.81dBi

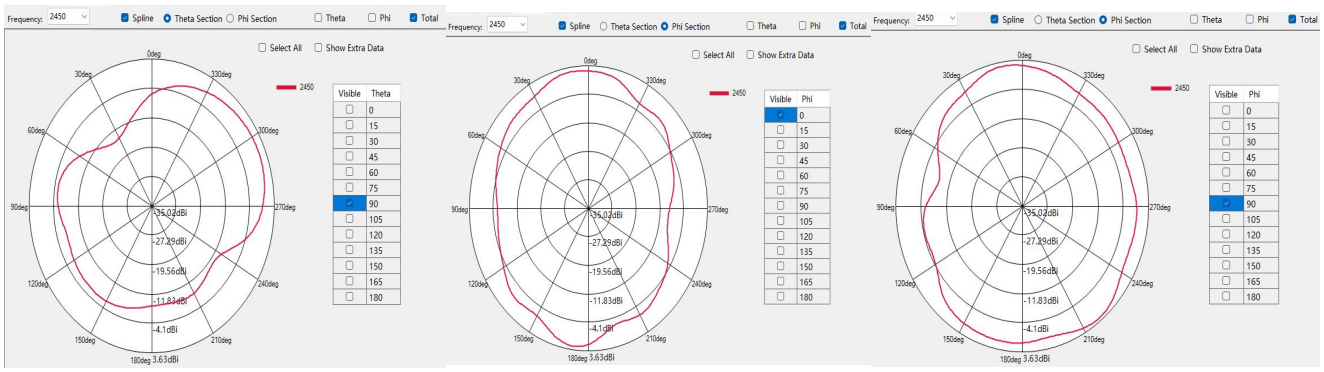

2 48 0MHz Gain=4.00dBi

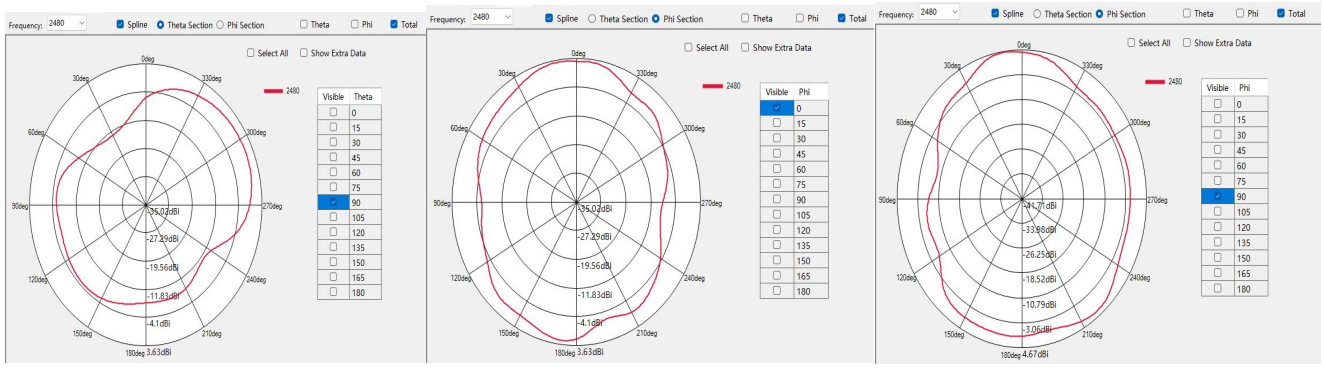

2.4 Active test (none)

Schedule DRAWING

WiFi-1

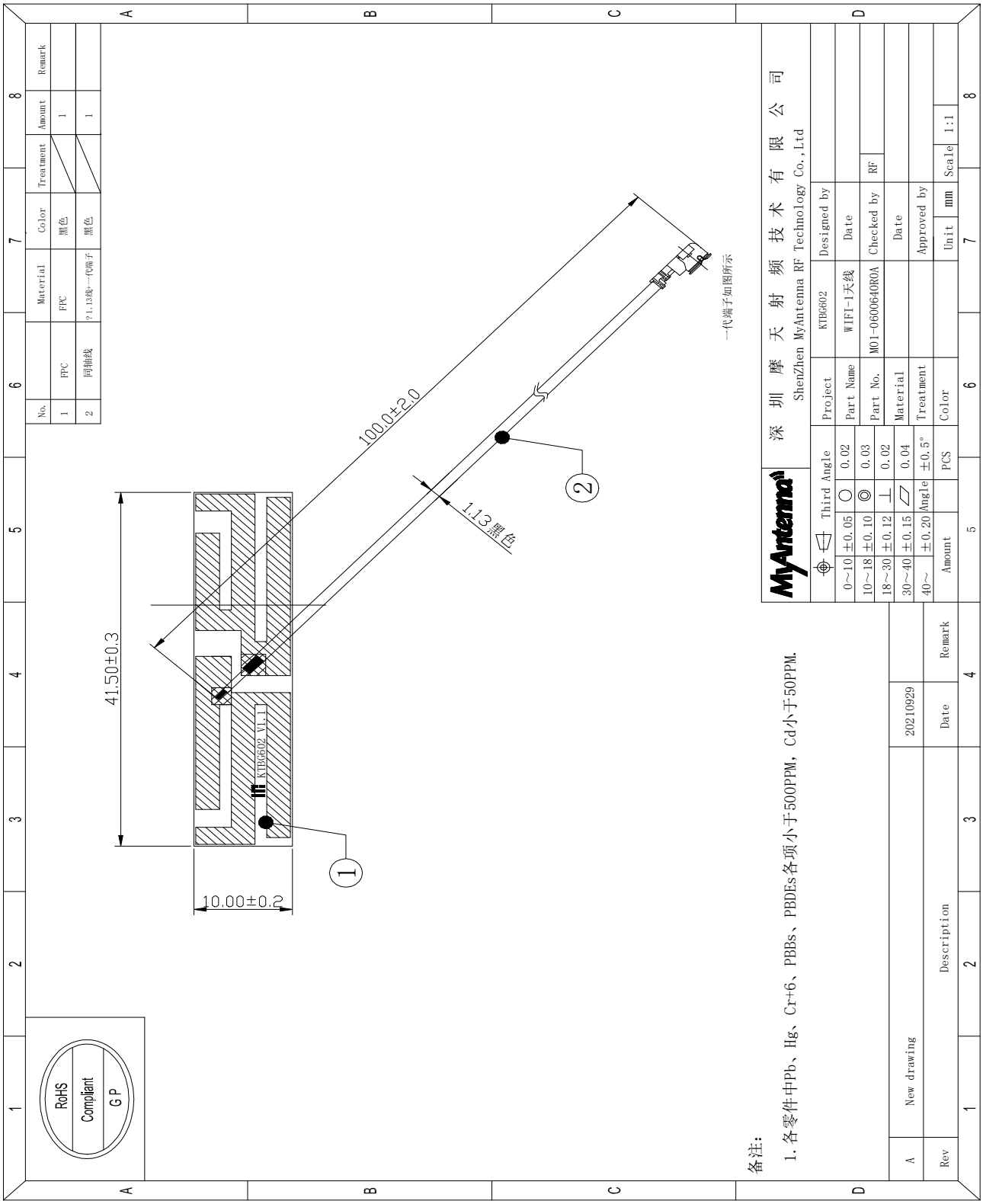

WiFi-2

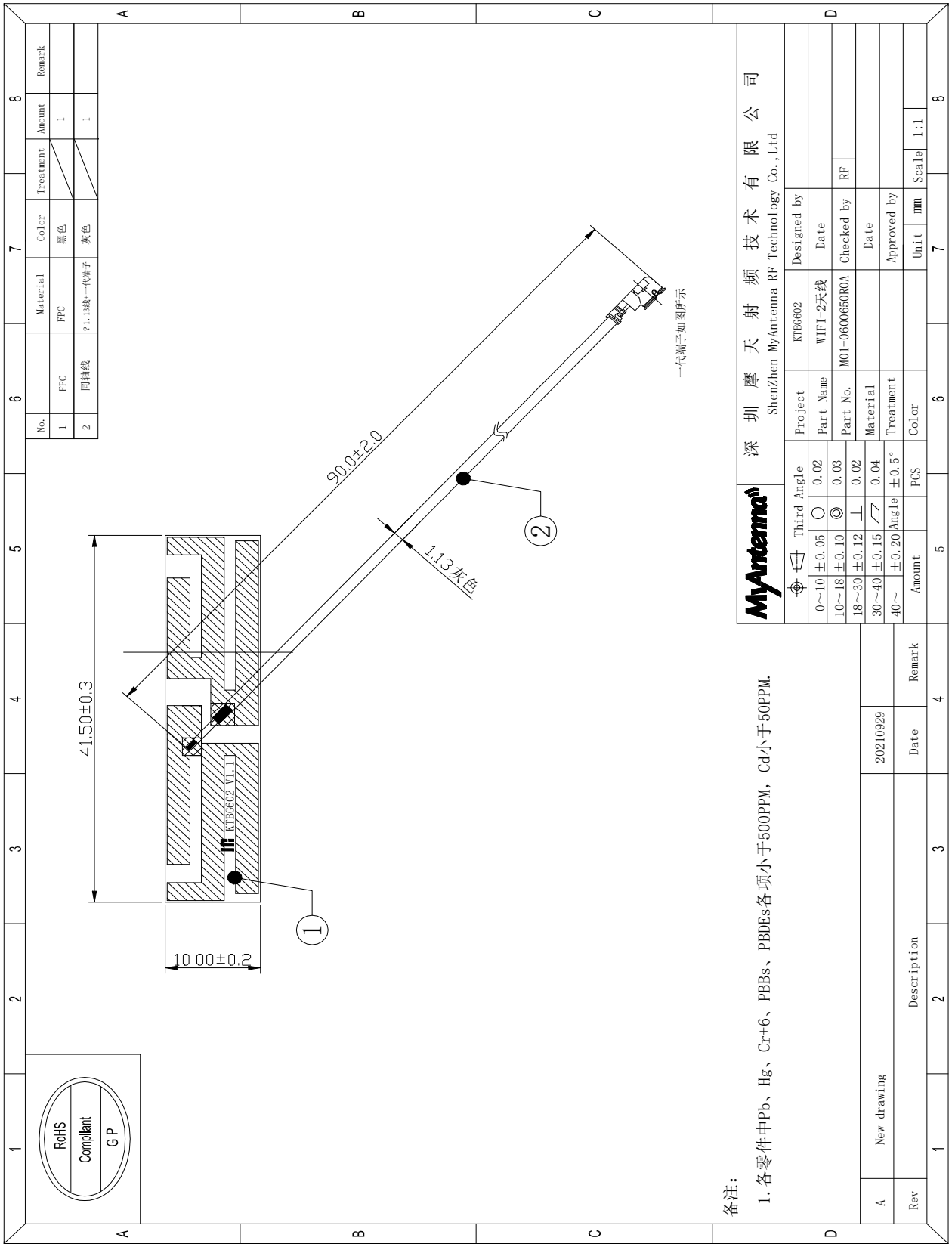

No.
Material
Color
Treatment
Amount
Remark
1 FPC FPC 黑色 1
2 同轴线 ?1.13线+一代端子 灰色 1
90.0±2.0
1.13灰色
41.50±0.3
10.00±0.2
KTBG602 V1.1
一代端子如图所示
RoHS
Compliant
G P
备注:
1.各零件中Pb、Hg、Cr+6、PBBs、PBDEs各项小于500PPM，Cd小于50PPM.
深 圳 摩 天 射 频 技 术 有 限 公 司
ShenZhen MyAntenna RF Technology Co.,Ltd
MyAntenna
Third Angle
0~10 ±0.05 0.02
10~18 ±0.10 0.03
18~30 ±0.12 0.02
30~40 ±0.15 0.04
40~ ±0.20 Angle ±0.5°
Amount PCS
Project KTBG602
Part Name WIFI-2天线
Part No. M01-0600650R0A
Material
Treatment
Color
Designed by
Date
Checked by RF
Date
Approved by
Unit mm
Scale 1:1
A New drawing 20210929
Rev Description Date Remark

Acknowledgement Sample Size Inspection Report
Certificate of Acceptance Sample Size Inspection Report

Project Name	HCBG01	antenna type	FPC Antenna	test date	202 4 -0 8 - 27

Check List

	Test items Test Item	Specifications Test criteria	Result					Remark Remark
			1	2	3	4	5	
Modules Module	Wire	No scratches, cracks, connector terminals should be free of rust, looseness, deformation, port direction , etc. The plug-in terminals	No abnormality	No abnormality	No abnormality	No abnormality	No abnormality	
	FPC Color	The color is consistent with the specification,	No abnormality	No abnormali	No abnormali	No abnormali	No abnormali	
Performance	VSWR	<3.0	2.0	2.2	1.8	2.0	1.9	
Dimensions		41.5±0.3	41.6	41.5	41.5	41.55	41.47	
		10.0±0.2	10.12	10.0	10.0	10.09	10.2	
		100.0±2.0	100.56	100.0	100.9	100.0	100.0	
		90.0±2.0	91.0	91.0	90.0	90.2	90.0	

Remark		
Approved: Huang Wenhua	Reviewer: Chen Jianyou	Inspector: Dong Chunling

QC Engineering Drawings											
			Document No.	MA-QCW-2 4 08 -0 43		File name	HCBG01			prepared by	Li Ling
			Version	A						Audit	Xu Maoyuan
			release date	202 4 . 08 . 27		Effective Date	202 4 . 08 . 27		page number	1/1	approve	Xu Maoyuan
Serial number	process	Process Name	Process parameters/quality characteristics		Use equipment fixture	Testing equipment	Inspection method	Check frequency	Usage Record		Responsible	Related Documents
1		Incoming material inspection	Inspection standards/drawings		Caliper	/	Visual	AQL Sampling	IQC Inspection Report		IQC	
2		Production picking	Production order		/	/	/	/	Pick List		Warehouse keeper	
3		Unpack (open the bag) to confirm the quantity	Delivery Note		/	/	/	/	Delivery Note		Operator	
4		Welding coaxial line	Technical Documents/Drawings/BOM		/	manual	Visual	Full inspection	Production daily report		Operator	
5		First piece appearance confirmation	Sealed sample		/	Visual	Visual	/	IPQC first inspection record		IPQC	
6		First article	The product meets the		/	Network	test	/	IPQC first		IPQC	

		performance test	requirements of the design specification		Analyzer	Visual		inspection record		
7		Inspection	IPQC Process Inspection Regulations	/	Visual	Visual	2H	IPQC process inspection records	IPQC	

8		Appearance inspection	Technical documents / drawings / appearance judgment criteria	/	Visual	Visual	Full inspection	Production daily report	inspector	
9		test	Technical documents / drawings	/	Network Analyzer	test Visual	Full inspection	Production daily report	Operator	
10		Packaging (bagging) quantity confirmation	Drawings /BOM	/	/	Visual	Full inspection	Production daily report	Operator	
11		test	IPQC Process Inspection Regulations	/	Visual	Visual	2H	IPQC process inspection records	IPQC	
12		Warehouse	Production order	/	/	/	/	Product Inventory Order	Warehouse keeper	
13		Pre-shipment inspection	Shipping Notice	Network Analyzer		Measurement	AQL Sampling	/	OQC	

illustrate: ☐ It means operation and processing; ◇ It means confirmation, inspection, judgment and approval; ▽ Indicates storage; ↓ Indicates transport;

mark	Modifications	Version	date	Modified by	Approval
		A	202 4 . 08 . 27	Li Ling	Xu Maoyuan

PRODUCT verification

Test items	Test description/test standard	Target Requirements	Product Verification (PV)							Remark
			sample		Trial Location			test	Responsible Person	
			quantity	type	client	supplier	Third Party	result		
Appearance inspection	The surface should not have defects such as dents, scratches, cracks, deformations, burrs, mildew spots, etc.; the surface coating should not bubble, crack, or fall off; metal parts should not have rust or other mechanical damage; the injection material should not overflow.	Normal appearance	Full inspection	Tooling parts		√		OK		
size	According to drawing size	Within the size tolerance	3pcs	Tooling parts		√		OK		
Performance Check	The product meets the requirements of the design specification	Short circuit and continuity test	Full inspection	Tooling parts		√		OK		
Insertion and extraction force	Insertion and extraction force of the third generation terminal	Pull-out test, the bearing capacity is less than 0.8KG	3pcs	Tooling parts		√		OK		

Salt spray resistant	48 hours salt spray test	The surface is not rusted after cycle verification	3pcs	/						
Requirements for banned and restricted substances	Tested according to RoHs requirements	Products should comply with RoHs standards	/	/			√	OK		
Packaging Specifications	Place according to the drawing specifications	Visual inspection and placement as required	Full inspection	Tooling parts		√		OK		