Kids Smart Watch

User Manual

1. Get a Nano SIM card

1) Prepare for a Nano SIM card firstly and the phone card package should include internet flux and voice call. You can buy it from local telecom operators. Please inquiry presale customer service if you have any questions.

2) The SIM card must support 4G network with data streaming and airtime.

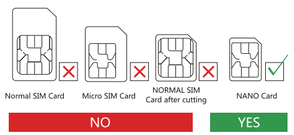

2. How to install SIM card ?

1) Draw out SIM card tray , then chipset side face up and put into the tray.
2) Power on the watch till signal catching.

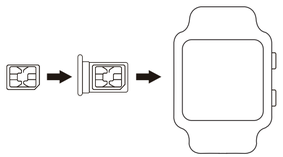

3. Buttons illustration

Button 1:
SOS: Press for 5-6s
Wake-up screen: Short press
Return to upper menu: Short press

Button 2:
Power on: Press for 5-6s
Power off: Press for 5-6s after remove SIM card out
Lock screen: Instant press
Wake-up screen: Instant press

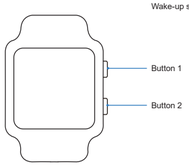

4. Download the APP

1) Scan the QR code below, download and install it.

2) Or searching APP name: JuniCare from Apple store or Google Play to download and install it.

*Compatible with IOS11 and Android 4.4 or above.

5. Login and Registration

You need to creat account or log in with Apple ID or Google account when use it firstly.

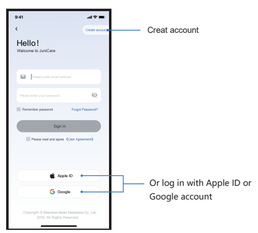

6. Bind watch

1) After successful login, please go to Add Watch interface and click start binding.
2) Long press the watch power button to turn on your watch.

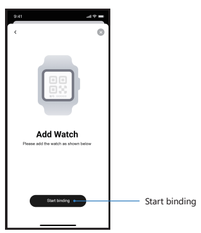

3) After turning on the watch, will display the APP download code and Reg Code. Scan Reg code（in watch second page or stick on watch backside) to add your watch.

Step 1: Click here

Reg Code

Step 2: Use APP scan the Reg Code

4) After binding successfully, it will display bind succeeded, then you can enter the app to explore more functions.

MADE IN CHINA

7.FCC Warning Statement.

Changes or modifications not expressly approved by the party responsible for compliance could void the user's authority to operate the equipment. This equipment has been tested and found to comply with the limits for a Class B digital device, pursuant to Part 15 of the FCC Rules. These limits are designed to provide reasonable protection against harmful interference in a residential installation. This equipment generates uses and can radiate radio frequency energy and, if not installed and used in accordance with the instructions, may cause harmful interference to radio communications. However, there is no guarantee that interference will not occur in a particular installation. If this equipment does cause harmful interference to radio or television reception, which can be determined by turning the equipment off and on, the user is encouraged to try to correct the interference by one or more of the following measures:

-- Reorient or relocate the receiving antenna.
-- Increase the separation between the equipment and receiver.
-- Connect the equipment into an outlet on a circuit different from that to which the receiver is connected.
-- Consult the dealer or an experienced radio/TV technician for help.

尺寸：70*70mm　　折页印刷

The device has been evaluated to meet general RF exposure requirement. The device can be used in portable exposure condition without restriction
Specific Absorption Rate (SAR) information:
This product meets the government's requirements for exposure to radio waves. The guidelines are based on standards that were developed by independent scientific organizations through periodic and thorough evaluation of scientific studies. The standards include a substantial safety margin designed to assure the safety of all persons regardless of age or health.
FCC RF Exposure Information and Statement The SAR limit of USA (FCC) is 1.6 W/kg averaged over one gram of tissue. Device types: LT49 (FCC ID: 2BHYW-LT49) has also been tested against this SAR limit. The highest SAR values for front of face and Wrist-worn accessories are 0.67 W/Kg and 1.09 W/Kg. This device was tested for typical body-worn operations with the product kept 0cm from the body. To maintain compliance with FCC RF exposure requirements, use accessories that maintain a 0cm separation distance between the user's body and the product. The use of belt clips, holsters and similar accessories should not contain metallic components in its assembly.
The use of accessories that do not satisfy these requirements may not comply with FCC RF exposure requirements, and should be avoided. Body-worn Operation
This device was tested for typical body-worn operations. To comply with RF exposure requirements, a minimum separation distance of 0cm must be maintained between the user' s body and the product, including the antenna. Third-party belt-clips, holsters, and similar accessories used by this device should not contain any metallic components.
Body-worn accessories that do not meet these requirements may not comply with RF exposure requirements and should be avoided. Use only the supplied or an approved antenna.

This device complies with part 15 of the FCC Rules. Operation is subject to the following two conditions: (1) this device may not cause harmful interference, and (2) this device must accept any interference received, including interference that may cause undesired operation.