An instruction manual

(screen magnification/radiation protection/uv)3D visual enjoyment,portable mini home theater! Eye care experts around you

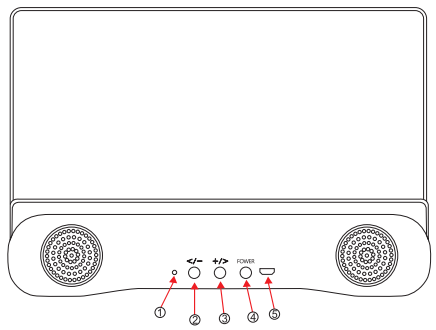

① Indicator light
② Short press on a song, long press volume plus
③ Short press one song, long press volume reduction
④ On-off key
⑤ USB charging interface

Note on playing video to better experience the viewing effect.

When using this product, the brightness of the mobile phone should be adjusted to 80%-100% when playing and watching, and it is best to watch videos with 720 or 1080P HD source.

Specification

Item#	AS-K8	Indicated LED Stauts :	Wait for the link to flash, the link is always on successfully, and the light goes out when working.
Solution :	Jieli	Frequency range :	20hz- 20khz
Bluetooth version :	V5.1	Bluetooth working Range :	10m
Loudspeaker Output :	2X3W	Audio format supported :	mp3 WAV
Speaker driver :	40MM	SNR :	85db
Charging Input :	5V 1A	THD(Total Harmonic distortion) :	5%
Charge status :	The red light is on. Full lights go out	Battery capacity :	

Installation steps

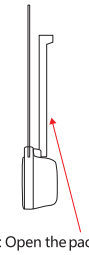

Step 1: Open the package

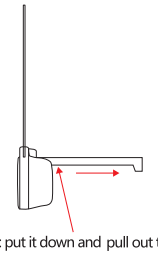

Step 2: put it down and pull out the retractor

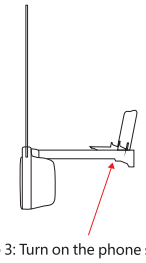

Step 3: Turn on the phone stand

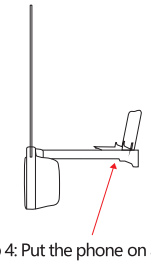

Step 4: Put the phone on a stand

Bluetooth audio use instructions

1.Hold down the ④ for 3seconds to enter Bluetooth pairing mode.

2.Wait for ' AS-K10 ' to appear on your Bluetooth device list, click it to pair with your cellphone.

3.Short press ② Last song, Hold down the ② for 3seconds Volume down.

4.Short press ③ Next song,Hold down the ③ for 3seconds Volume up.

Product Brief

The product is an innovative product, is a " Bluetooth speaker phone screen mu amplification eye care products" products.
Its advantages of large screen, ultra-high-definition, anti-radiation, anti-uv, physical sound control, sound, sound quality, curved screen... ! . Wait.
This is the single most practical new product on the market at present.
It uses the physical optics technology of movie projection and Acrylic Spiral high-definition lenses to enlarge the screen of the mobile phone 3-5 times in an instant. It is transparent, high-definition and radiation-proof, protecting your eyes from being hurt.
The product design innovation, Fashion Beautiful, easy to carry, whether at home, office, car, travel, are your choice! Good-bye to cell phones and bow to the people.

Reminder: the best distance to watch the video is 1.5 meters-3 meters!

Please do not use or store it in the sun or under strong light.

1、high-definition zoom clear shock vision

Using the physical optics technology of film projection, the mobile phone pictureis put3-5 times larger, clear pictures, bright colors, shocking 3D vision enjoyAccept, as in cinema. No battery power supply, simple and convenient Can be environmentally friendly, anytime, anywhere can use, your side of the personal cinema.

2、spiral pattern mirror radiation protection

The use of acrylic high-definition lenses, not easy to fragmentation, spiral optics Amplification, prevent glare derivatives, protect the stable and clear picture, but also Effective prevention of mobile phone radiation and ultraviolet radiation during watching The harm of human body, reduce visual fatigue

3、Bluetooth speaker

The Advantages of Bluetooth Speaker: Wide Application, easy operation, faster transmission speed, to meet the needs of film and Television.

120x180 mm

FCC Warning

This device complies with part 15 of the FCC Rules. Operation is subject to the following two conditions: (1) This device may not cause harmful interference, and (2) this device must accept any interference received, including interference that may cause undesired operation.

Any Changes or modifications not expressly approved by the party responsible for compliance could void the user's authority to operate the equipment.

Note: This equipment has been tested and found to comply with the limits for a Class B digital device, pursuant to part 15 of the FCC Rules. These limits are designed to provide reasonable protection against harmful interference in a residential installation. This equipment generates uses and can radiate radio frequency energy and, if not installed and used in accordance with the instructions, may cause harmful interference to radio communications. However, there is no guarantee that interference will not occur in a particular installation. If this equipment does cause harmful interference to radio or television reception, which can be determined by turning the equipment off and on, the user is encouraged to try to correct the interference by one or more of the following measures:

-Reorient or relocate the receiving antenna.

-Increase the separation between the equipment and receiver.

-Connect the equipment into an outlet on a circuit different from that to which the receiver is connected.

-Consult the dealer or an experienced radio/TV technician for help.

This equipment complies with FCC radiation exposure limits set forth for an uncontrolled environment. This equipment should be installed and operated with minimum distance 20cm between the radiator & your body.