Project No.: 2403X59131E-RF
Tester: Tao Zhu
Polarization: vertical
Note: 802.11ac80 Mode Low CHannel 5530MHz Band3

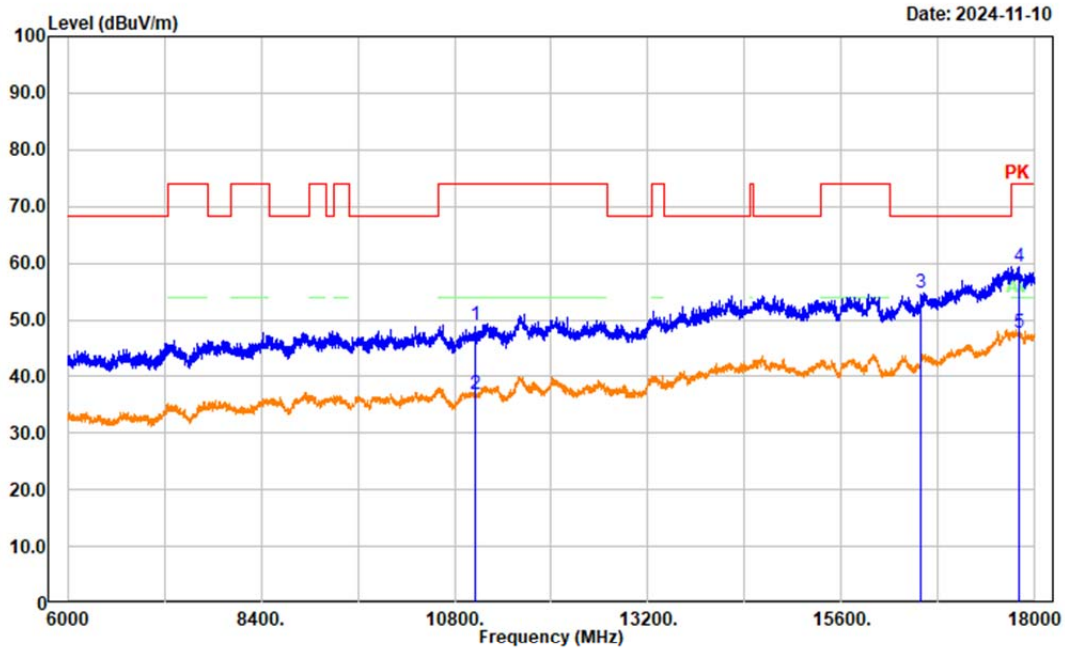

No.	Frequency (MHz)	Reading (dBµV)	Factor (dB/m)	Result (dBµV/m)	Limit (dBµV/m)	Margin (dB)	Detector
1	11060.000	34.58	14.36	48.94	74.00	25.06	Peak
2	11060.000	22.47	14.36	36.83	54.00	17.17	Average
3	16590.000	35.46	19.18	54.64	68.20	13.56	Peak
4	17798.400	33.60	25.78	59.38	74.00	14.62	Peak
5	17798.400	21.89	25.78	47.67	54.00	6.33	Average

Project No.: 2403X59131E-RF
Tester: Tao Zhu
Polarization: horizontal
Note: 802.11a Mode High CHannel 5825MHz Band4

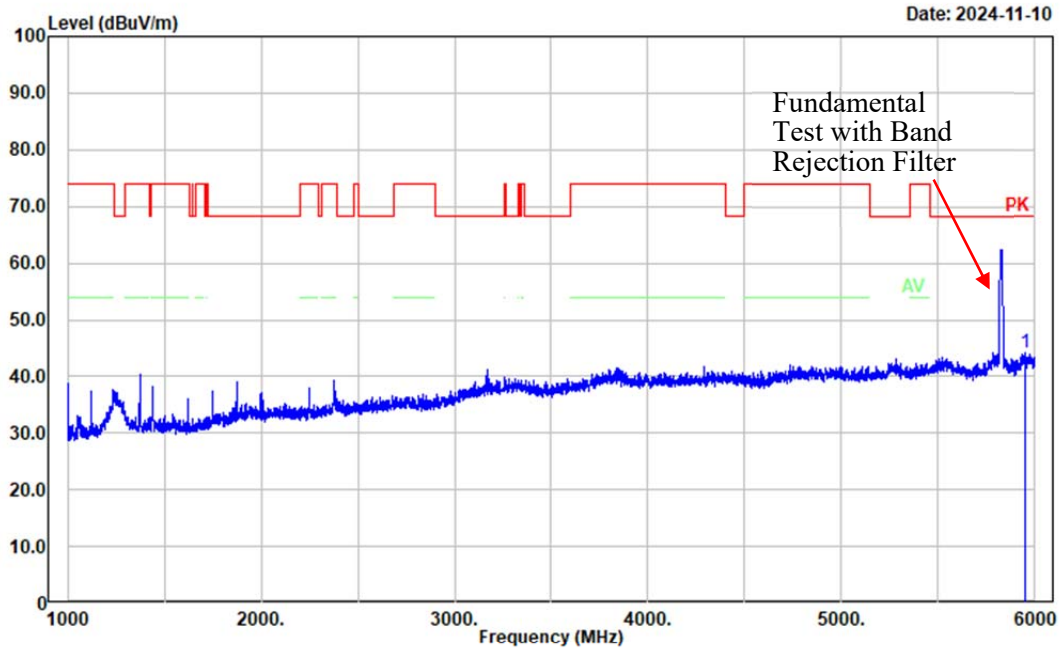

No.	Frequency (MHz)	Reading (dBμV)	Factor (dB/m)	Result (dBμV/m)	Limit (dBμV/m)	Margin (dB)	Detector
1	5947.000	34.25	10.04	44.29	68.20	23.91	Peak

Project No.: 2403X59131E-RF
Tester: Tao Zhu
Polarization: vertical
Note: 802.11a Mode High CHannel 5825MHz Band4

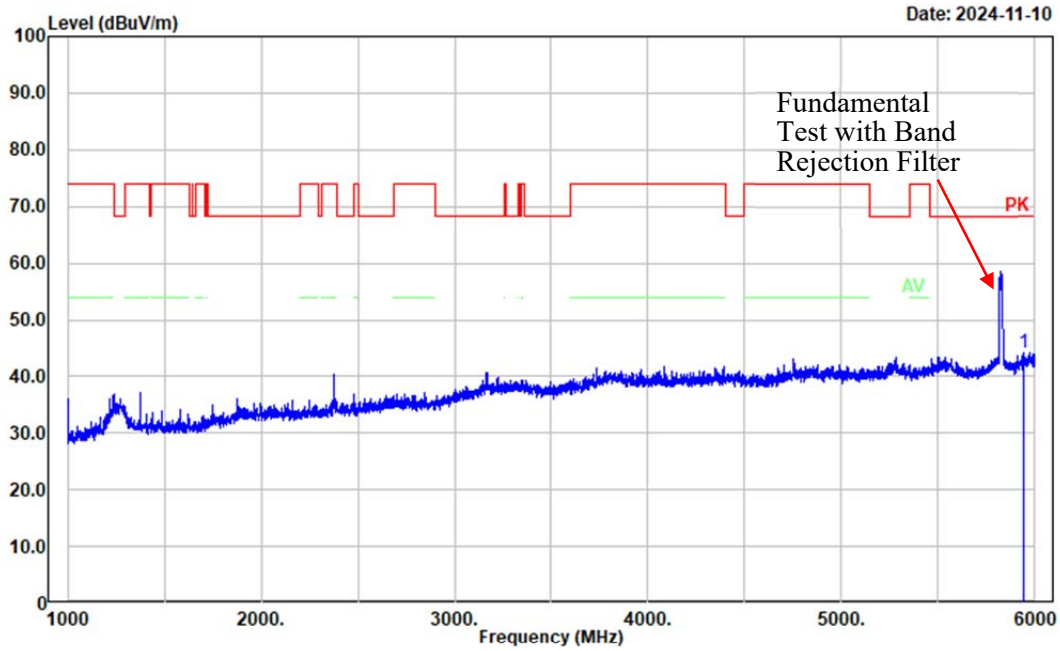

No.	Frequency (MHz)	Reading (dBμV)	Factor (dB/m)	Result (dBμV/m)	Limit (dBμV/m)	Margin (dB)	Detector
1	5941.000	34.30	9.97	44.27	68.20	23.93	Peak

Project No.: 2403X59131E-RF
Tester: Tao Zhu
Polarization: horizontal
Note: 802.11a Mode High CHannel 5825MHz Band4

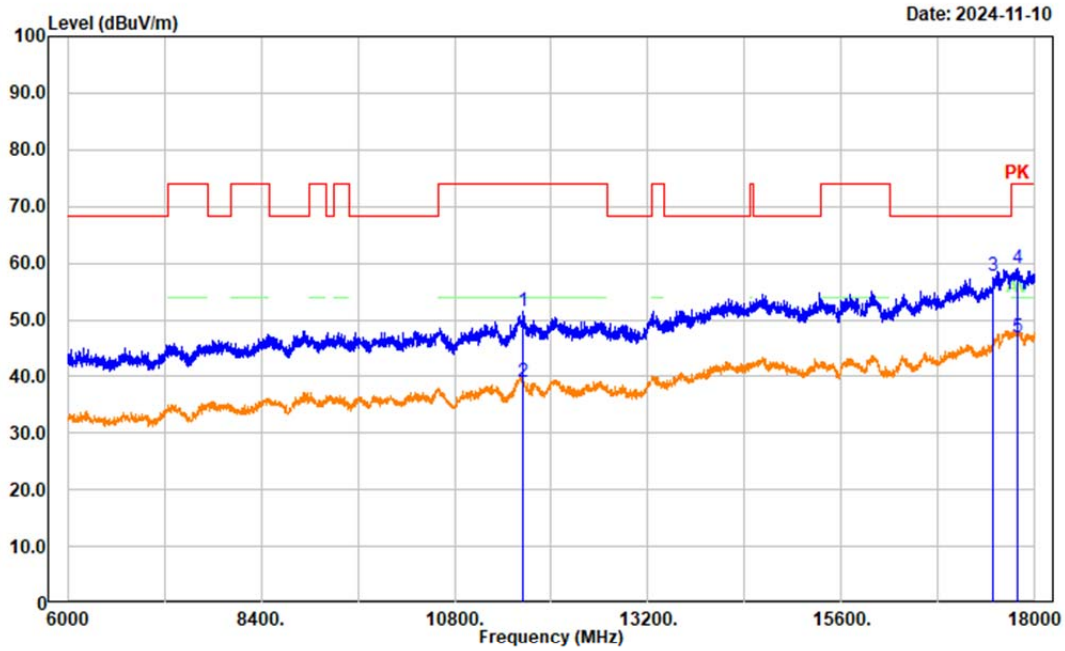

No.	Frequency (MHz)	Reading (dBμV)	Factor (dB/m)	Result (dBμV/m)	Limit (dBμV/m)	Margin (dB)	Detector
1	11650.000	35.85	15.54	51.39	74.00	22.61	Peak
2	11650.000	23.36	15.54	38.90	54.00	15.10	Average
3	17475.000	35.30	22.53	57.83	68.20	10.37	Peak
4	17786.400	33.16	25.79	58.95	74.00	15.05	Peak
5	17786.400	21.09	25.79	46.88	54.00	7.12	Average

Project No.: 2403X59131E-RF
Tester: Tao Zhu
Polarization: vertical
Note: 802.11a Mode High CHannel 5825MHz Band4

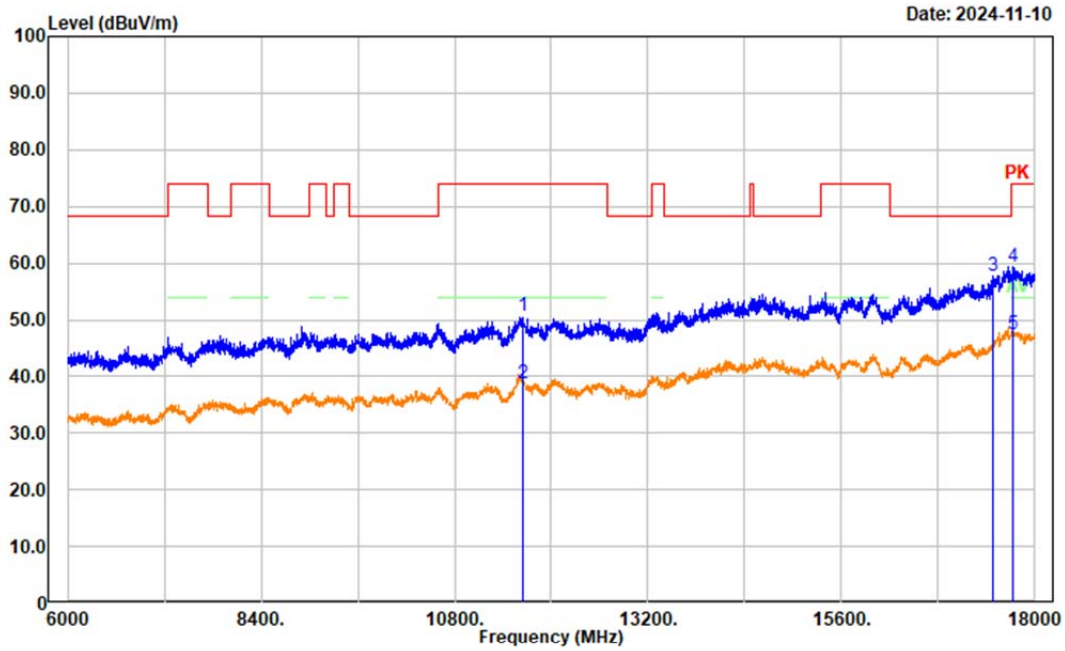

No.	Frequency (MHz)	Reading (dBμV)	Factor (dB/m)	Result (dBμV/m)	Limit (dBμV/m)	Margin (dB)	Detector
1	11650.000	35.15	15.54	50.69	74.00	23.31	Peak
2	11650.000	23.18	15.54	38.72	54.00	15.28	Average
3	17475.000	35.17	22.53	57.70	68.20	10.50	Peak
4	17726.400	33.44	25.87	59.31	74.00	14.69	Peak
5	17726.400	21.67	25.87	47.54	54.00	6.46	Average

Project No.: 2403X59131E-RF
Tester: Tao Zhu
Polarization: Horizontal
Note: 802.11a Mode High CHannel 5825MHz Band4

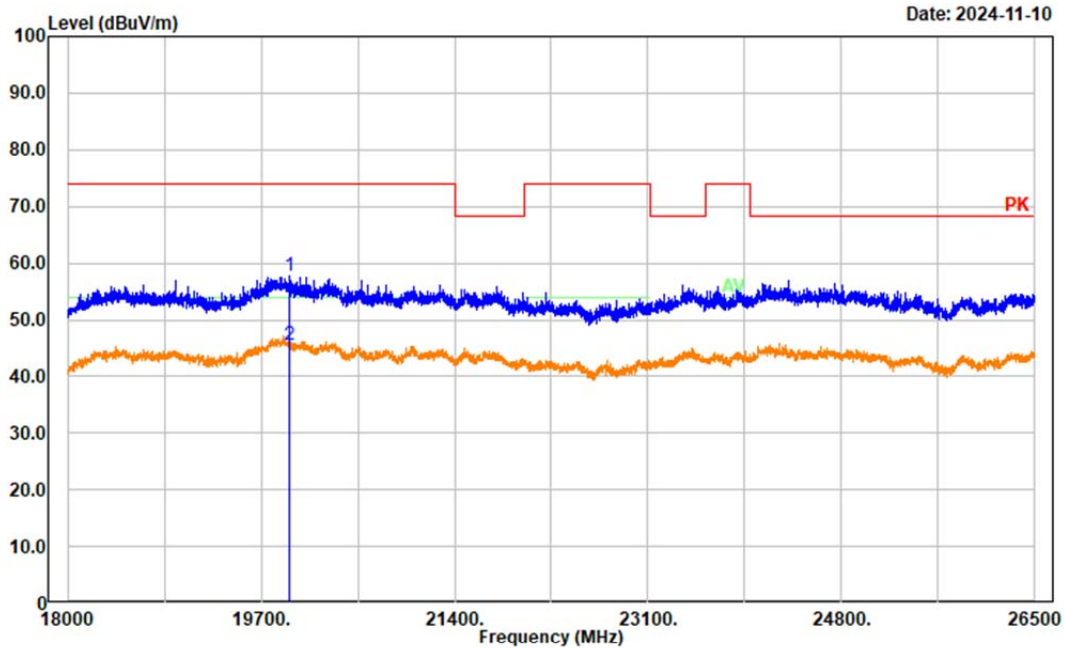

No.	Frequency (MHz)	Reading (dBµV)	Factor (dB/m)	Result (dBµV/m)	Limit (dBµV/m)	Margin (dB)	Detector
1	19953.300	49.95	7.69	57.64	74.00	16.36	Peak
2	19953.300	37.94	7.69	45.63	54.00	8.37	Average

Project No.: 2403X59131E-RF
Tester: Tao Zhu
Polarization: Vertical
Note: 802.11a Mode High CHannel 5825MHz Band4

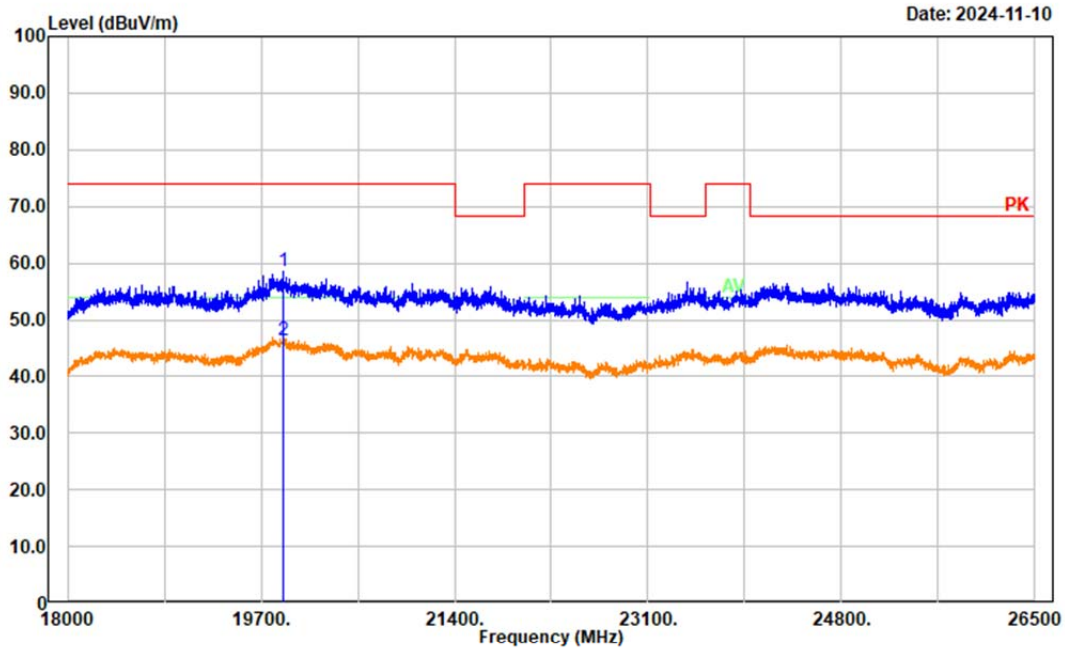

No.	Frequency (MHz)	Reading (dBµV)	Factor (dB/m)	Result (dBµV/m)	Limit (dBµV/m)	Margin (dB)	Detector
1	19898.900	50.46	7.97	58.43	74.00	15.57	Peak
2	19898.900	38.33	7.97	46.30	54.00	7.70	Average

Project No.: 2403X59131E-RF
Tester: Tao Zhu
Polarization: Horizontal
Note: 802.11a Mode High CHannel 5825MHz Band4

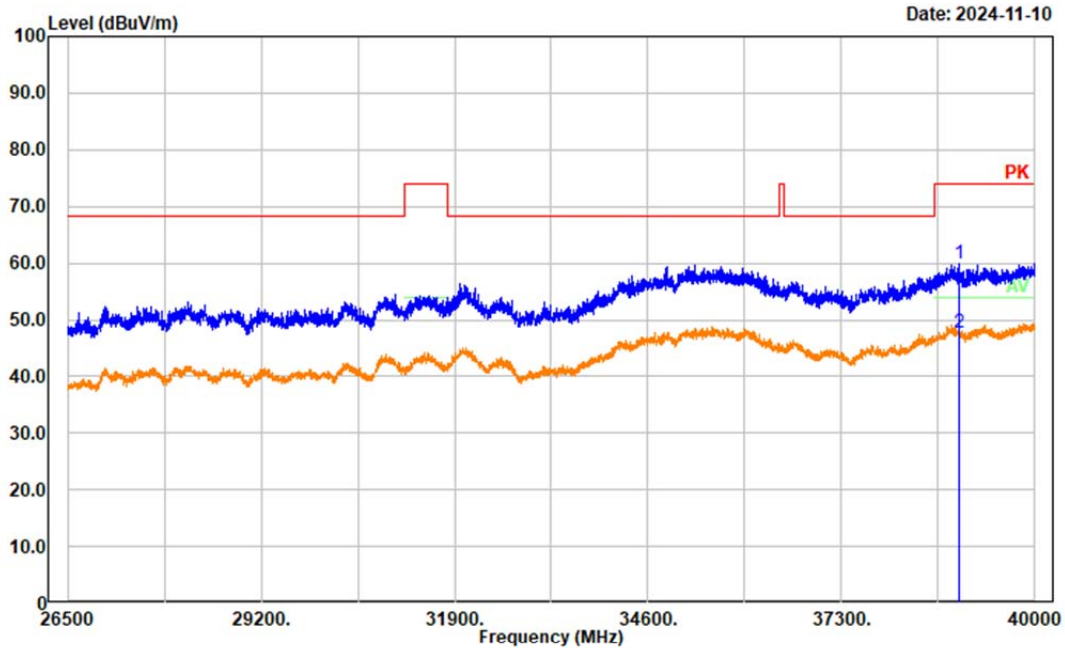

No.	Frequency (MHz)	Reading (dBµV)	Factor (dB/m)	Result (dBµV/m)	Limit (dBµV/m)	Margin (dB)	Detector
1	38947.000	51.12	8.68	59.80	74.00	14.20	Peak
2	38947.000	39.01	8.68	47.69	54.00	6.31	Average

Project No.: 2403X59131E-RF
Tester: Tao Zhu
Polarization: Vertical
Note: 802.11a Mode High CHannel 5825MHz Band4

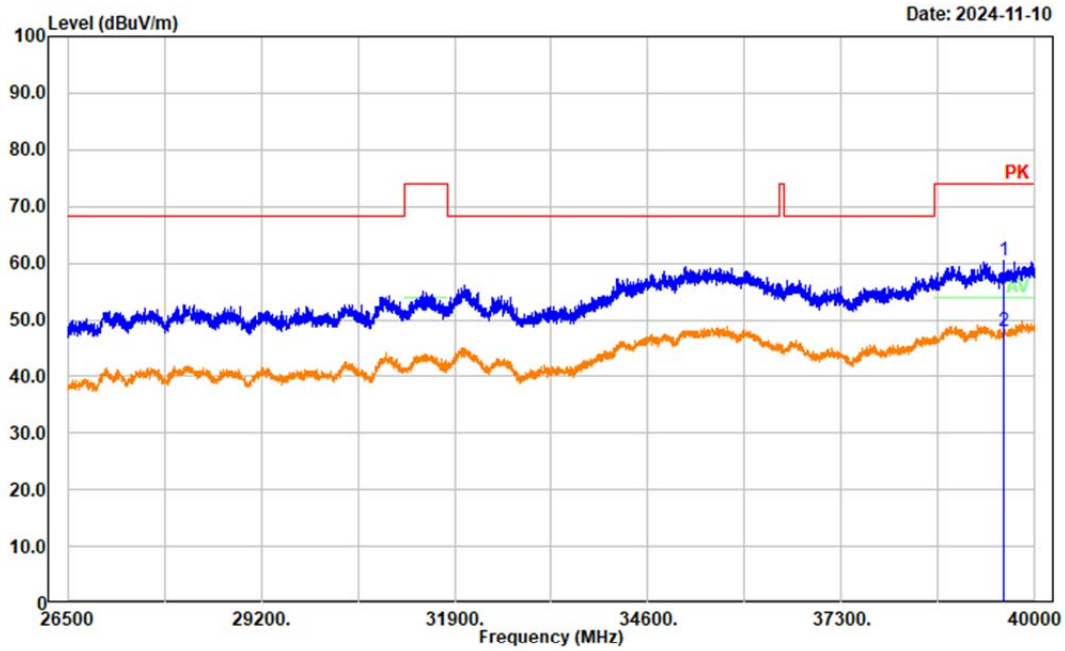

No.	Frequency (MHz)	Reading (dBμV)	Factor (dB/m)	Result (dBμV/m)	Limit (dBμV/m)	Margin (dB)	Detector
1	39568.000	53.04	7.50	60.54	74.00	13.46	Peak
2	39568.000	40.52	7.50	48.02	54.00	5.98	Average

Project No.: 2403X59131E-RF
Tester: Tao Zhu
Polarization: horizontal
Note: 802.11n ht20 Mode High CHannel 5825MHz Band4

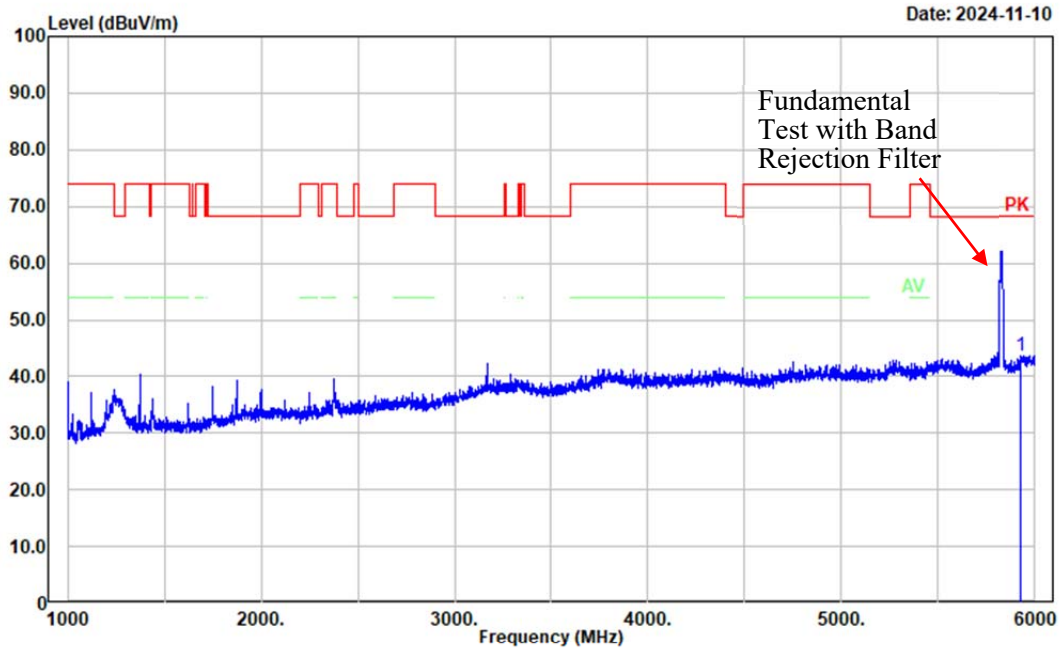

No.	Frequency (MHz)	Reading (dBμV)	Factor (dB/m)	Result (dBμV/m)	Limit (dBμV/m)	Margin (dB)	Detector
1	5929.000	33.82	9.87	43.69	68.20	24.51	Peak

Project No.: 2403X59131E-RF
Tester: Tao Zhu
Polarization: vertical
Note: 802.11n ht20 Mode High CHannel 5825MHz Band4

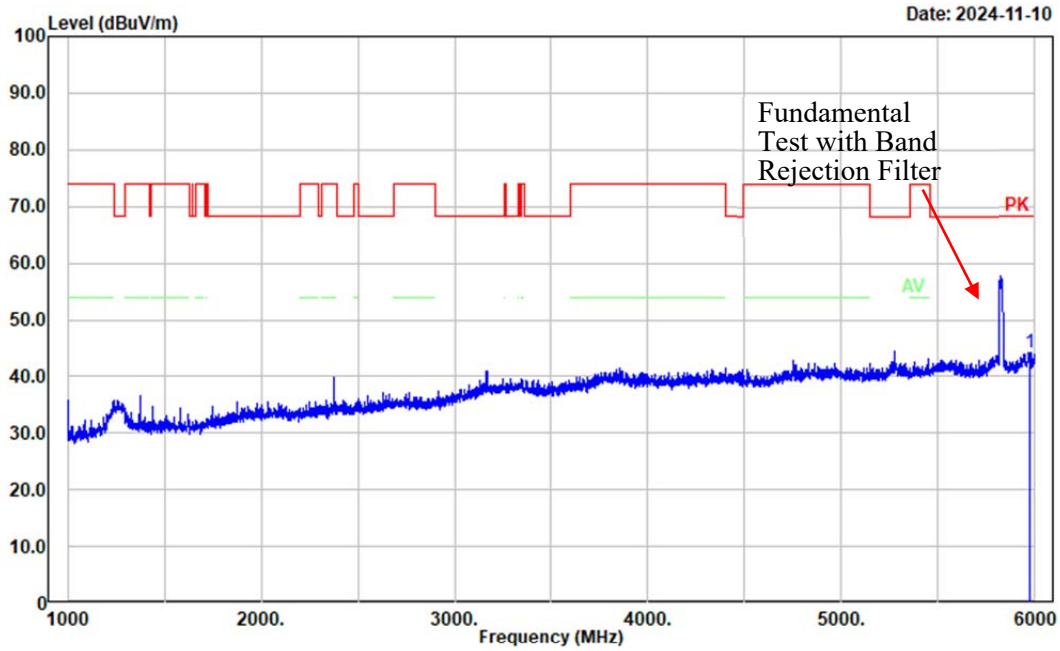

No.	Frequency (MHz)	Reading (dBμV)	Factor (dB/m)	Result (dBμV/m)	Limit (dBμV/m)	Margin (dB)	Detector
1	5975.000	34.09	10.17	44.26	68.20	23.94	Peak

Project No.: 2403X59131E-RF
Tester: Tao Zhu
Polarization: horizontal
Note: 802.11n ht20 Mode High CHannel 5825MHz Band4

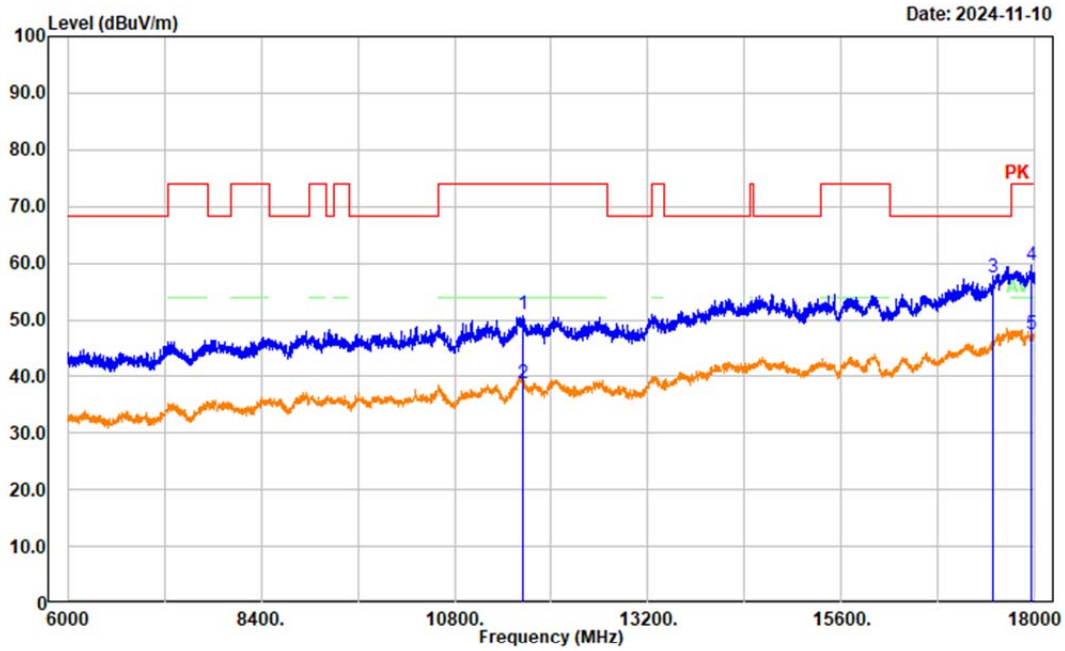

No.	Frequency (MHz)	Reading (dBµV)	Factor (dB/m)	Result (dBµV/m)	Limit (dBµV/m)	Margin (dB)	Detector
1	11650.000	35.45	15.54	50.99	74.00	23.01	Peak
2	11650.000	23.30	15.54	38.84	54.00	15.16	Average
3	17475.000	34.87	22.53	57.40	68.20	10.80	Peak
4	17956.800	34.13	25.55	59.68	74.00	14.32	Peak
5	17956.800	21.94	25.55	47.49	54.00	6.51	Average

Project No.: 2403X59131E-RF
Tester: Tao Zhu
Polarization: vertical
Note: 802.11n ht20 Mode High CHannel 5825MHz Band4

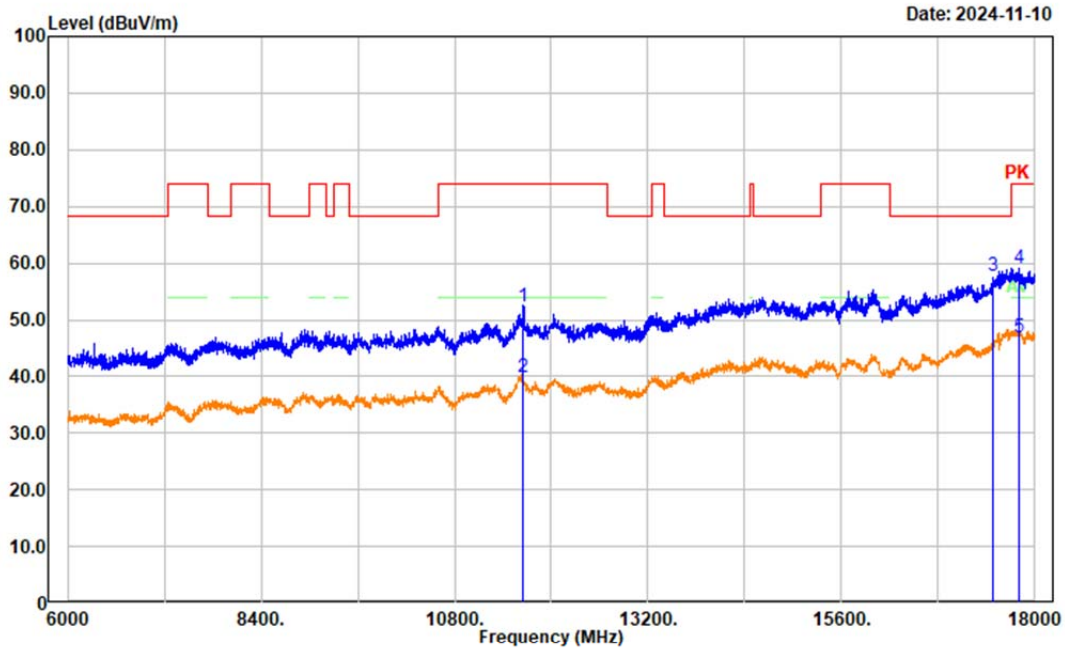

No.	Frequency (MHz)	Reading (dBµV)	Factor (dB/m)	Result (dBµV/m)	Limit (dBµV/m)	Margin (dB)	Detector
1	11650.000	36.84	15.54	52.38	74.00	21.62	Peak
2	11650.000	24.19	15.54	39.73	54.00	14.27	Average
3	17475.000	35.10	22.53	57.63	68.20	10.57	Peak
4	17808.000	33.23	25.76	58.99	74.00	15.01	Peak
5	17808.000	21.10	25.76	46.86	54.00	7.14	Average

Project No.: 2403X59131E-RF
Tester: Tao Zhu
Polarization: horizontal
Note: 802.11n ht40 Mode High CHannel 5795MHz Band4

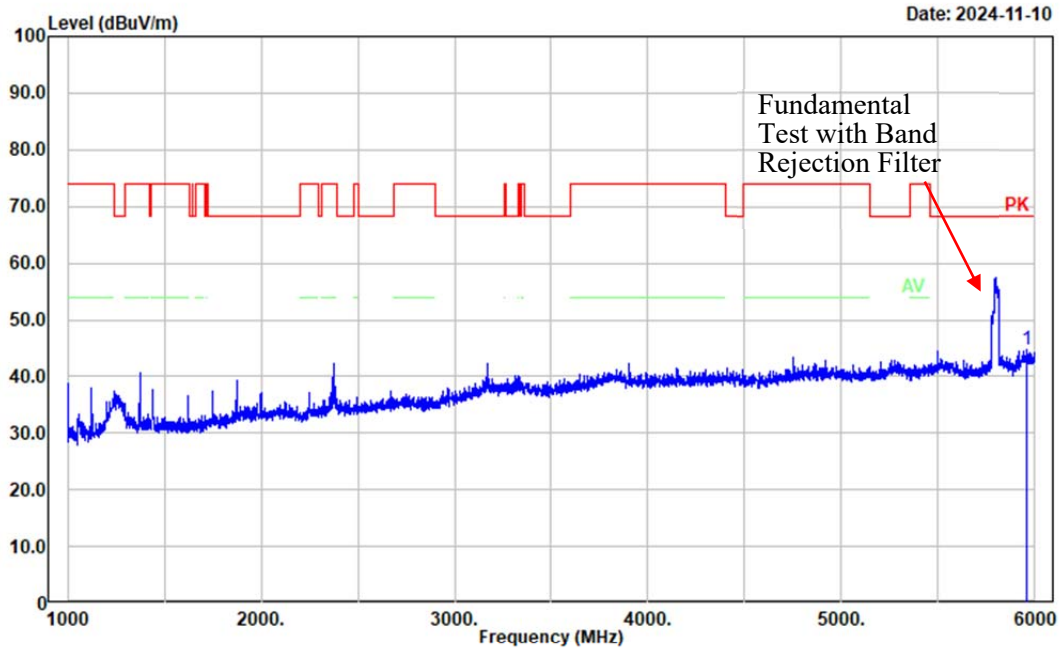

No.	Frequency (MHz)	Reading (dBμV)	Factor (dB/m)	Result (dBμV/m)	Limit (dBμV/m)	Margin (dB)	Detector
1	5958.000	34.49	10.10	44.59	68.20	23.61	Peak

Project No.: 2403X59131E-RF
Tester: Tao Zhu
Polarization: vertical
Note: 802.11n ht40 Mode High CHannel 5795MHz Band4

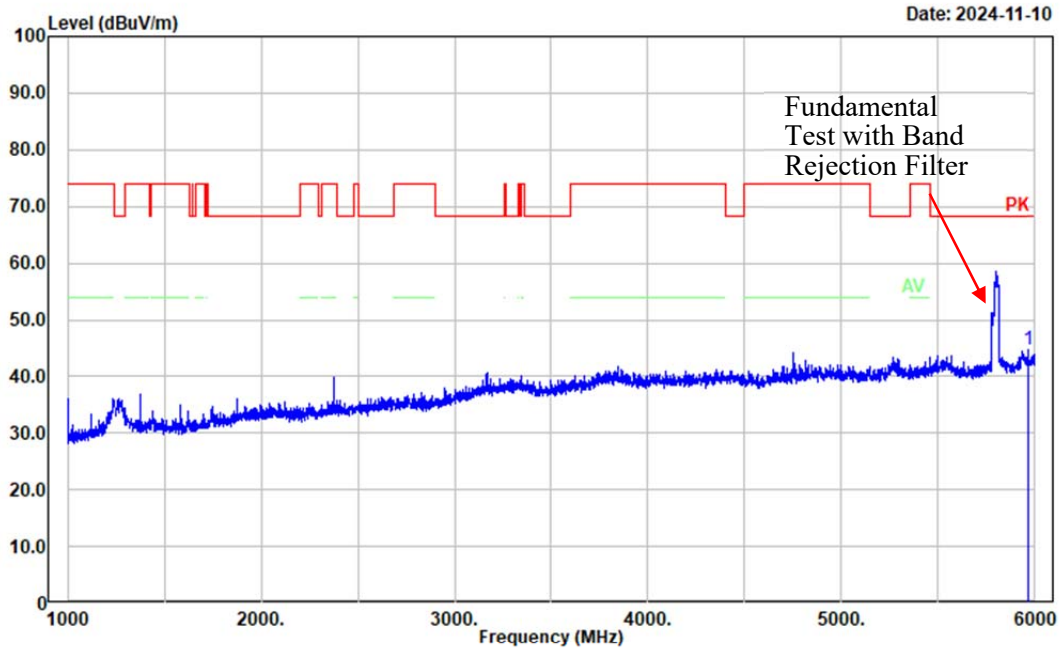

No.	Frequency (MHz)	Reading (dBµV)	Factor (dB/m)	Result (dBµV/m)	Limit (dBµV/m)	Margin (dB)	Detector
1	5966.000	34.61	10.13	44.74	68.20	23.46	Peak

Project No.: 2403X59131E-RF
Tester: Tao Zhu
Polarization: horizontal
Note: 802.11n ht40 Mode High CHannel 5795MHz Band4

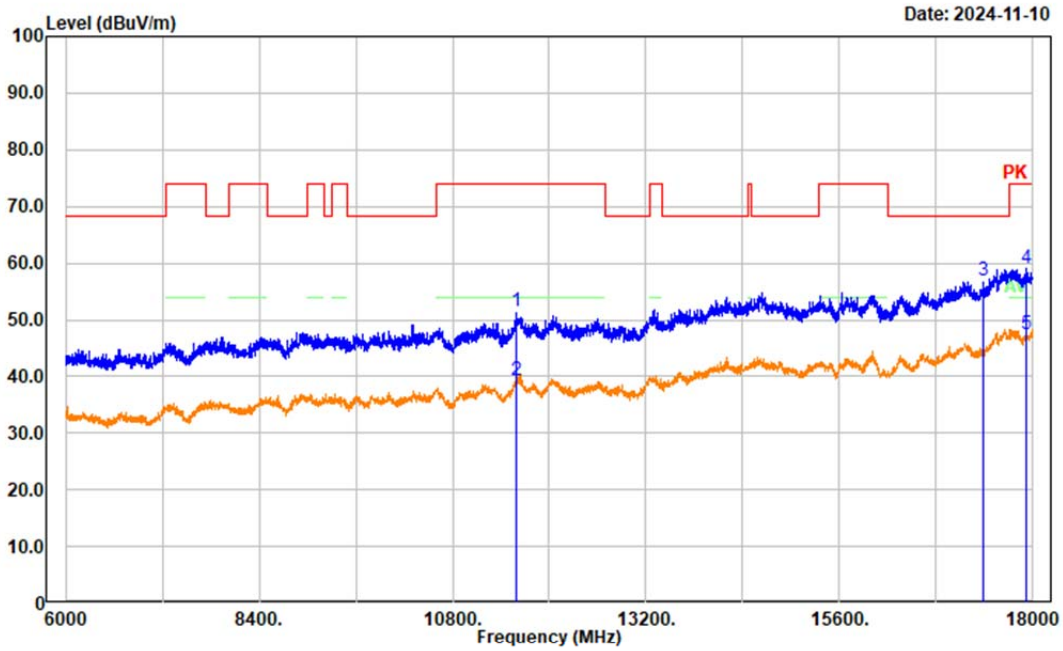

No.	Frequency (MHz)	Reading (dBμV)	Factor (dB/m)	Result (dBμV/m)	Limit (dBμV/m)	Margin (dB)	Detector
1	11590.000	35.59	15.84	51.43	74.00	22.57	Peak
2	11590.000	23.34	15.84	39.18	54.00	14.82	Average
3	17385.000	35.14	21.68	56.82	68.20	11.38	Peak
4	17913.600	33.49	25.59	59.08	74.00	14.92	Peak
5	17913.600	21.87	25.59	47.46	54.00	6.54	Average

Project No.: 2403X59131E-RF
Tester: Tao Zhu
Polarization: vertical
Note: 802.11n ht40 Mode High CHannel 5795MHz Band4

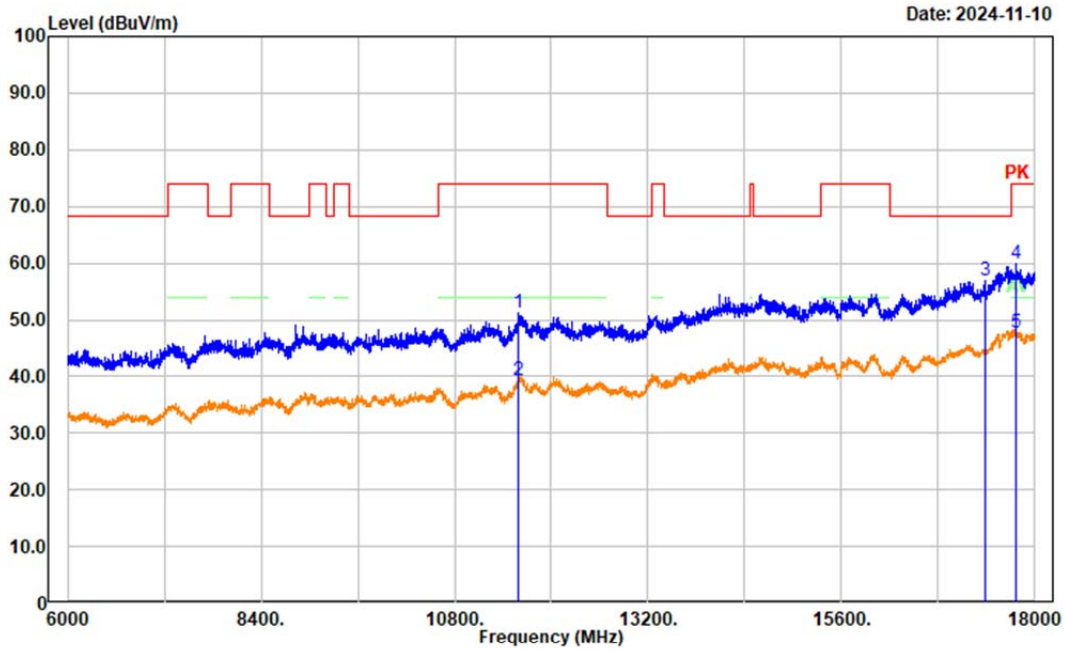

No.	Frequency (MHz)	Reading (dBµV)	Factor (dB/m)	Result (dBµV/m)	Limit (dBµV/m)	Margin (dB)	Detector
1	11590.000	35.26	15.84	51.10	74.00	22.90	Peak
2	11590.000	23.37	15.84	39.21	54.00	14.79	Average
3	17385.000	35.17	21.68	56.85	68.20	11.35	Peak
4	17764.800	34.09	25.81	59.90	74.00	14.10	Peak
5	17764.800	21.97	25.81	47.78	54.00	6.22	Average

Project No.: 2403X59131E-RF
Tester: Tao Zhu
Polarization: horizontal
Note: 802.11ac80 Mode Middle CHannel 5775MHz Band4

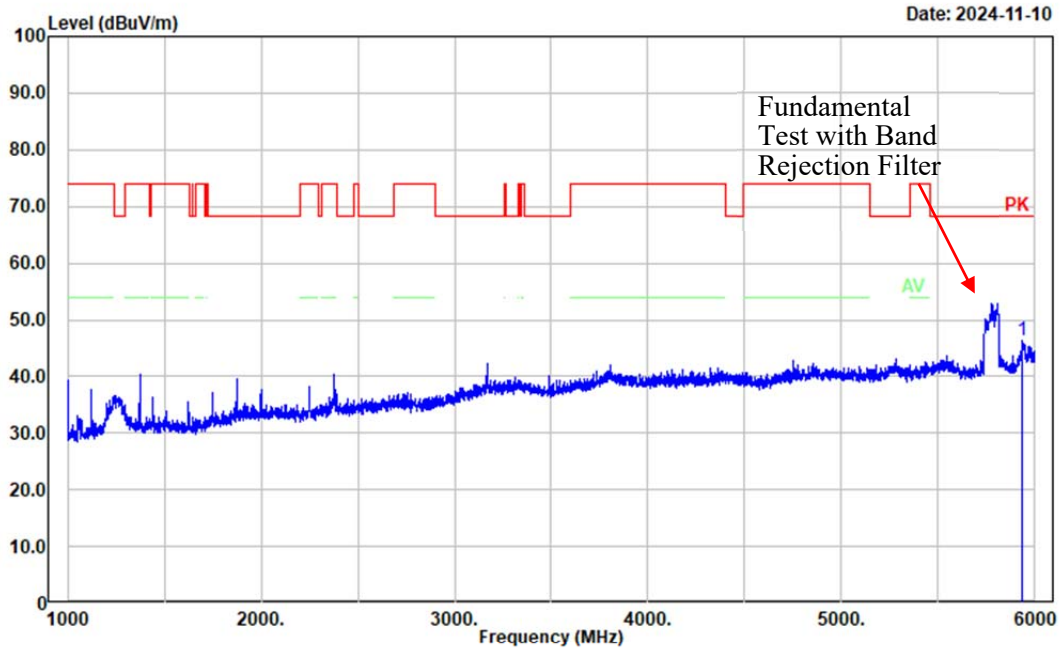

No.	Frequency (MHz)	Reading (dBµV)	Factor (dB/m)	Result (dBµV/m)	Limit (dBµV/m)	Margin (dB)	Detector
1	5937.000	36.31	9.94	46.25	68.20	21.95	Peak

Project No.: 2403X59131E-RF
Tester: Tao Zhu
Polarization: vertical
Note: 802.11ac80 Mode Middle CHannel 5775MHz Band4

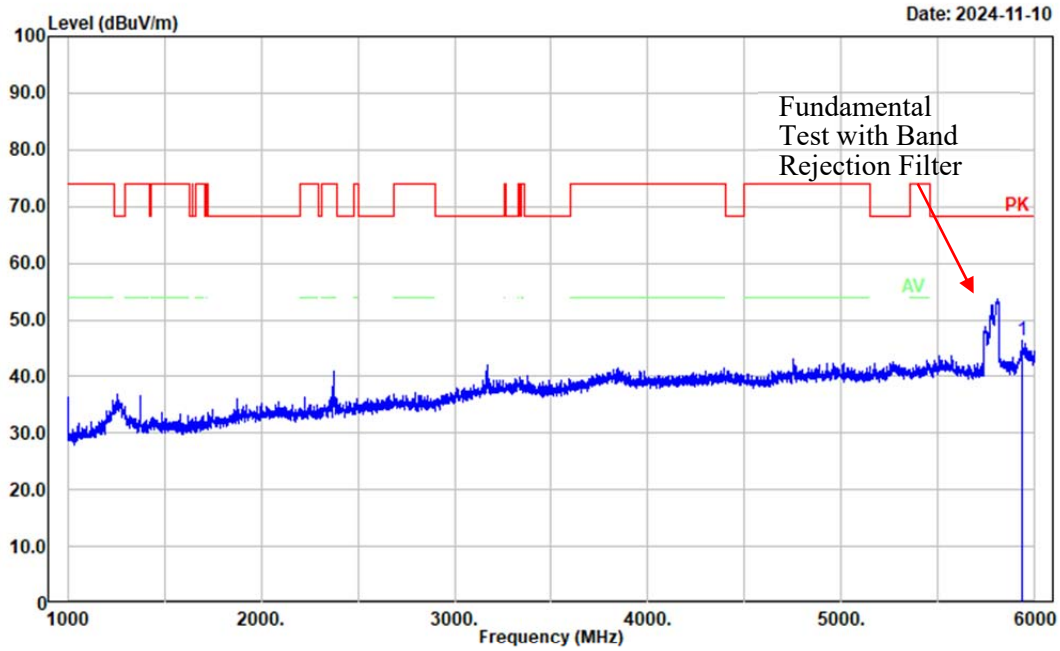

No.	Frequency (MHz)	Reading (dBμV)	Factor (dB/m)	Result (dBμV/m)	Limit (dBμV/m)	Margin (dB)	Detector
1	5932.000	36.34	9.90	46.24	68.20	21.96	Peak

Project No.: 2403X59131E-RF
Tester: Tao Zhu
Polarization: horizontal
Note: 802.11ac80 Mode Middle CHannel 5775MHz Band4

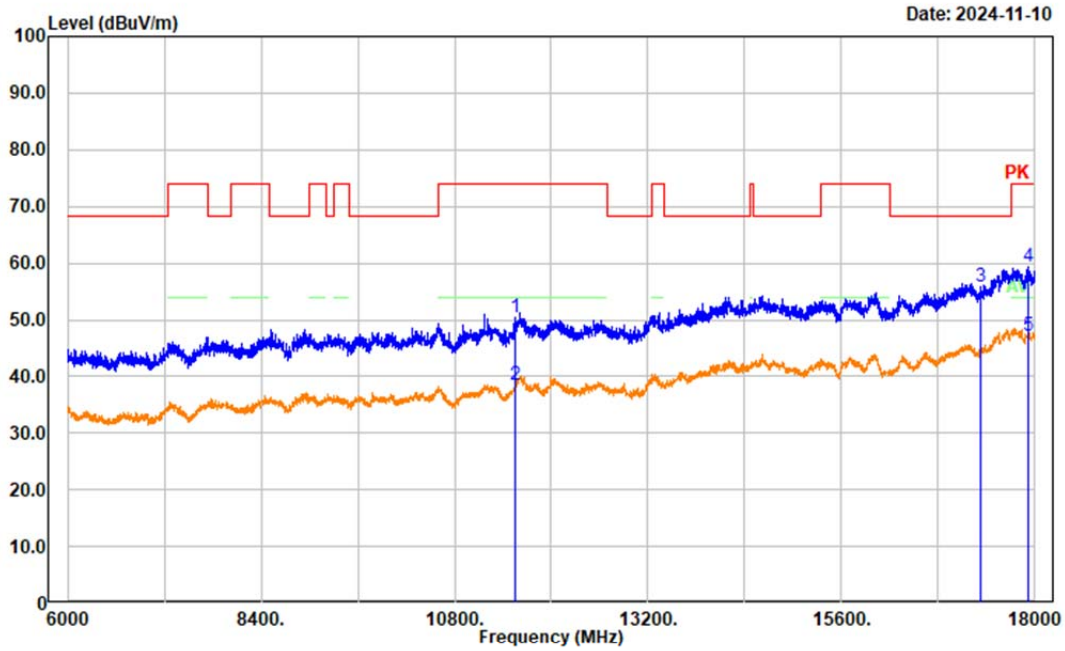

No.	Frequency (MHz)	Reading (dBµV)	Factor (dB/m)	Result (dBµV/m)	Limit (dBµV/m)	Margin (dB)	Detector
1	11550.000	35.26	15.07	50.33	74.00	23.67	Peak
2	11550.000	23.36	15.07	38.43	54.00	15.57	Average
3	17325.000	34.43	21.27	55.70	68.20	12.50	Peak
4	17925.600	33.89	25.58	59.47	74.00	14.53	Peak
5	17925.600	21.69	25.58	47.27	54.00	6.73	Average

Project No.: 2403X59131E-RF
Tester: Tao Zhu
Polarization: vertical
Note: 802.11ac80 Mode Middle CHannel 5775MHz Band4

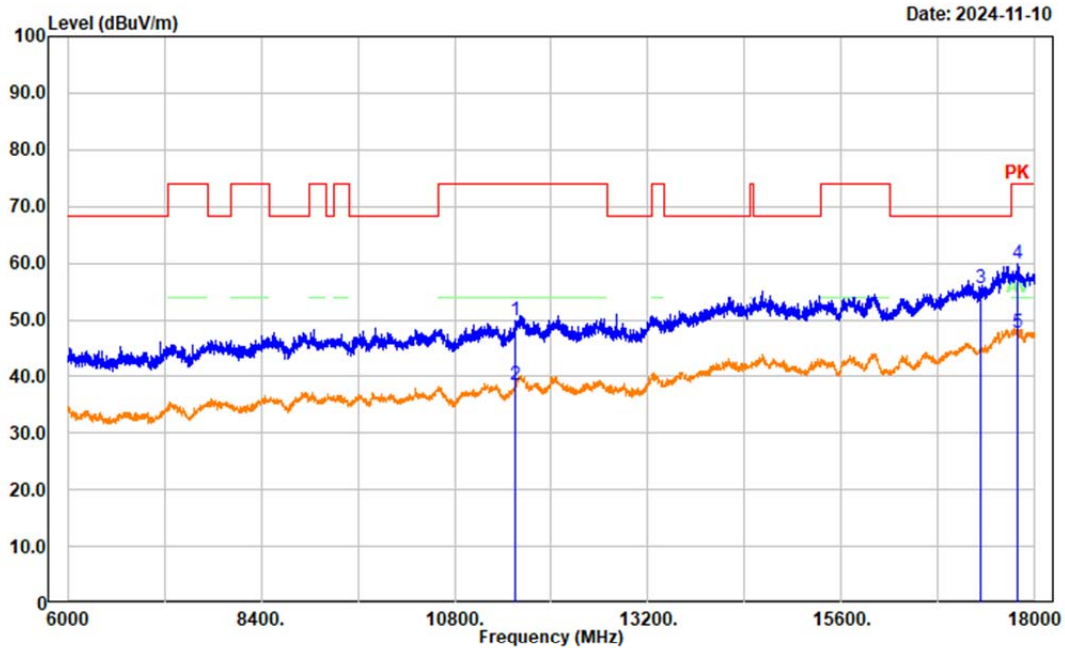

No.	Frequency (MHz)	Reading (dBµV)	Factor (dB/m)	Result (dBµV/m)	Limit (dBµV/m)	Margin (dB)	Detector
1	11550.000	34.90	15.07	49.97	74.00	24.03	Peak
2	11550.000	23.30	15.07	38.37	54.00	15.63	Average
3	17325.000	34.26	21.27	55.53	68.20	12.67	Peak
4	17774.400	34.16	25.81	59.97	74.00	14.03	Peak
5	17774.400	21.88	25.81	47.69	54.00	6.31	Average

4.3 Maximum Conducted Output Power

Sample Number:	2TLH-2	Test Date:	2024/11/8
Test Site:	RF	Test Mode:	Transmitting
Tester:	LingLing Li	Test Result:	Pass

Environmental Conditions:					
Temperature: (℃)	26.2	Relative Humidity: (%)	52	ATM Pressure: (kPa)	100.3

Test Equipment List and Details:

Manufacturer	Description	Model	Serial Number	Calibration Date	Calibration Due Date
Agilent	USB Average Power Sensor	U2001H	MY50000432	2024/4/1	2025/3/31
zhuoxiang	Coaxial Cable	SMA-178	211003	Each time	N/A
eastsheep	Coaxial Attenuator	2W-SMA-JK-18G	21060302	Each time	N/A

** Statement of Traceability: China Certification ICT Co., Ltd (Dongguan) attests that all calibrations have been performed, traceable to National Primary Standards and International System of Units (SI).*

Test Data:

5150-5250 MHz:

Test Modes	Test Frequency (MHz)	Max. Conducted Average Output Power(dBm)	
		Result	Limit
802.11a	5180	11.57	24
	5200	11.4	24
	5240	11.45	24
802.11n ht20	5180	10.73	24
	5200	10.87	24
	5240	10.96	24
802.11n ht40	5190	10.47	24
	5230	10.55	24
802.11ac vht80	5210	9.75	24
Note: The device is a client device.			

5250-5350 MHz:

Test Modes	Test Frequency (MHz)	Max. Conducted Average Output Power(dBm)	
		Result	Limit
802.11a	5260	11.56	24
	5280	11.24	24
	5320	11.19	24
802.11n ht20	5260	10.71	24
	5280	10.53	24
	5320	10.36	24
802.11n ht40	5270	10.1	24
	5310	10.08	24
802.11ac vht80	5290	9.49	24

5470-5725 MHz:

Test Modes	Test Frequency (MHz)	Max. Conducted Average Output Power(dBm)	
		Result	Limit
802.11a	5500	10.86	24
	5580	11.25	24
	5700	11.36	24
	5720	11.12	24
802.11n ht20	5500	10.44	24
	5580	10.68	24
	5700	10.64	24
	5720	10.51	24
802.11n ht40	5510	10.07	24
	5550	10.26	24
	5670	10.31	24
	5710	10.11	24
802.11ac vht80	5530	9.42	24
	5610	9.48	24
	5690	9.56	24

5725-5850 MHz:

Test Modes	Test Frequency (MHz)	Max. Conducted Average Output Power(dBm)	
		Result	Limit
802.11a	5745	12.01	30
	5785	11.89	30
	5825	11.77	30
802.11n ht20	5745	11.7	30
	5785	11.67	30
	5825	11.32	30
802.11n ht40	5755	11.12	30
	5795	11.14	30
802.11ac vht80	5775	10.47	30

4.4 Other RF Conducted data

Please refer to Annex "2403X59131E-RF-00D Appendix A" for detail test data.

5. EUT PHOTOGRAPHS

Please refer to the attachment 2403X59131E-RF-EXP EUT EXTERNAL PHOTOGRAPHS and 2403X59131E-RF-INP EUT INTERNAL PHOTOGRAPHS

6. TEST SETUP PHOTOGRAPHS

Please refer to the attachment 2403X59131E-RF-00D-TSP TEST SETUP PHOTOGRAPHS.

===== END OF REPORT =====