Internal Photos of the EUT

Fig. 1



Fig. 2



Fig. 3



Fig. 4



Fig. 5



Fig. 6



Fig. 7



Fig. 8



Fig. 9



Fig. 10



Fig. 11



Fig. 12



Fig. 13



Fig. 14



Fig. 15



Fig. 16



Fig. 17



Fig. 18



Fig. 19



Fig. 20



Fig. 21



Fig. 22



Fig. 23



Fig. 24


Antenna
12V DC OUTPUT
BEKEN
BK7231M
GU427AXQ
C9
R9
R11
C12
R29
R287

Fig. 25