分離式磁吸充行動電源

型號:A1

自帶雙快充線

使用說明書

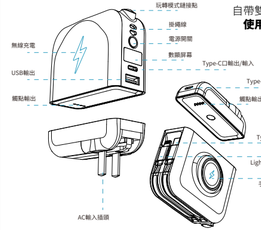

使用產品前請仔細閱讀使用說明書

• 供應器玩轉模式

方法:

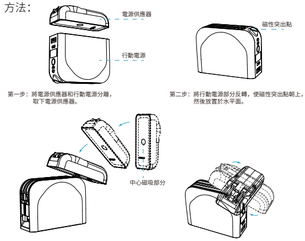

第一步：將電源供應器和行動電源分離，取下電源供應器。

第二步：將行動電源部分反轉，使磁性突出點朝上，然後放置於水平面。

第三步：將電源供應器的中心磁性部分將其放置於行動電源磁性突出點附近，自動吸附於連接點。

第四步：用適當的力推動供應器的兩端，使兩端的旋轉方向一致。

• 產品參數

產品名稱:分離式磁吸行動電源
型號:A1
電芯類型:聚合物電池

供應器模式:
AC輸入: 100~230V 50/60HZ 0.5A (Max)
Type-C口輸出:5V⎓3A/9V⎓2.22A/12V⎓1.67(Max) 觸點輸出:5V⎓2A(Max)
Type-C口和觸點只能同時輸出一個

供應器尺寸:207*38.85*31.34 ±0.1mm
供應器重量:50±1g

行動電源模式:
觸點輸入:5V⎓2A(Max)
Type-C口輸入:5V⎓3A/9V⎓2A/12V⎓1.5A(Max)
Type-C口輸出:5V⎓3A/9V⎓2.22A/12V⎓1.67A(Max)
Type-C線輸出:10V⎓2.25A/5V⎓3A/9V⎓2A/12V⎓1.5A(Max)
Lightning線輸出:5V⎓3A/9V⎓2.22A/12V⎓1.67A(Max)
USB輸出:5V⎓2.4A(Max) 無線輸出:5W/7.5W/10W/15W
同時輸出:5V⎓3A(Max) 手表無線輸出:2.5W
行動電源額定電容量:5Vdc: 5800mAh 9Vdc: 2800mAh 10Vdc: 2500mAh 12Vdc: 1800mAh
支援同時邊放邊充:AC輸入充電,輸出為5Vdc/1A 5VDC輸入充電，輸出為5Vdc/1A
行動電源尺寸:59.6*78.85*36.1 ±0.1mm 行動電源重量:220.6±1g
公司:潮創科技有限公司 電話:04-23803301 地址:南投縣南投市中興路635號 中國製造

• 電池注意事項

1.如果用錯誤型號的電池組替換會有著火或爆炸的危險,本產品不含任何可由用戶自行維修的部件,充電電池不可更換。
2.將電池組投入火中或加熱罐中,或對電池組進行機械擠壓或者切割的處理可能導致爆炸;
3.將電池組放置在極高溫度環中可能導致爆炸或洩露可燃液體或氣體;4.電池組承受極低氣壓,可能導致爆炸或洩露可燃液體或氣體。

• 安全警示說明

產品使用不當可能導致電池功能失效、嚴重發熱,甚至起火、爆炸!為避免給您人身、財產造成傷害,請嚴格遵照以下要求保存和使用本產品:
1.本產品不是玩具請放置於兒童無法觸及的位置,禁止給兒童使用或玩耍,以免發生意外。
2.請務必選用符合當地安全標準(如台灣BSMI認證標準)的充電器為本產品充電,以防觸電或導致電池損壞。3.請勿重壓、敲擊本產品並避免使本產品發生嚴重跌落或強烈震動,如發生這些情況,或有液體入滲入本產品內部,可能導致電池、電路損壞或短路,請立即停止使用並妥善處置。
4.本產品發生膨脹、變形、漏液、容量明顯下降等情形,請立即停止使用並妥善處置。
5.請勿將本產品放置在有可能影響其散熱的地方對其充電或對外放電。並確認使用中本產品不被衣物、枕頭、被褥或其他類物等覆蓋,在有時間給予機
等其他設備進行充電時,不要將本產品和手機等其他設備疊放在一起,確保手機和其他設備的良好散熱。
6.離開折開、摘壓、穿刺、短路本產品或投入水、火中(包括靠近爐灶、暖氣等熱源)或暴露於溫度高於60℃(140℉)的環境中。
7.天氣炎熱時，請勿將本產品放在室外無人的車內或其他陽光暴曬的場所。
8.本產品中包含鋰離子聚合物電池,嚴禁私自拆開產品外殼，避免造成電池破損或其他危險。

• 產品注意事項

- 首次使用，請將本產品充電。
- 行動電源存在轉化效率，故移動電源電池容量不等同於可充電容量。
- 在為本產品充電或使用本產品為其他設備充電時，請自行選擇供應的充電器和數據線。
- 對本產品充電過程中，應確保有人在場，外出或長時間離開時請拔除電源
  本產品充滿電,或本產品對其他設備充滿電後,請及時將連接線拔除,以免長時間處於連接狀態產生損耗。
- 如本產品按鍵後無電量顯示，可能處於保護狀態，可連接到外部充電器嘗試恢復。
- 長時間不使用本產品時,請將本產品電量保持在約25%-50%範圍，存放於陰涼乾燥環境。避免於潮濕或無電的狀態下長期保存本產品,以延長電池壽命。
- 如因消費者違反產品使用說明書的警示，不恰當使用本產品所造成的人身及財產損害將自行承擔一切後果，本公司將不承擔任何法律責任。

• 包裝清單

- 行動電源*1
- 說明書*1

• 使用環境

使用環境溫度: 0℃至35℃非熱帶地區
存儲環境: 0℃至40℃

警告

禁止拆卸、擠壓損壞或投入火中,若出現嚴重膨脹,請勿繼續使用,切勿置於高溫環境中,浸水後禁止使用。

備註: 無線充電使用功能說明

*將手機放置在無線充上，按一下開關按鍵，打開無線充電功能。

*當用充電器給行動電源充電，同時使用無線充功能給設備充電時，此時只有普通5W無線充電功能。

*行動電源充電過程中，充滿電的狀態下，由於充電協定切換到5V輸入狀態，此時開啟無線充電模式，只能進行普通5W充電。當停止給行動電源充電時，將自動重啟，並且無線充電可進入快充模式。

*轉換頭只在美應用國家使用，不包含台灣。

取得審驗證明之低功率射頻器材，非經核准，公司、商號或使用者均不得擅自變更頻率加大功率或變更原設計之特性及功能。低功率射頻器材之使用不得影響飛航安全及干擾合法通信；經發現有干擾現象時應立即停用，並改善至無干擾時方得繼續使用。前述合法通信，指依電信管理法規定作業之無線電通信。低功率射頻器材須忍受合法通信或工業、科學及醫療用電波輻射性電機設備之干擾。

未經負責合規方明確事予的任何更改或修改都可能使用戶無法操作設備。
該設備符合FCC規則第15部分的要求。使用該設備受以下兩個條件的限制:
(1)該設備不得造成有害干擾,
(2)該設備必須接受任何干擾，包括可能導致不必要操作的干擾。
該發射器不得與任何其他天線或發射器共置或同時使用。
注意:根據FCC規則第15部分的規定，該設備已通過測試並被證實符合B類數位設備的限制要求。這些限制旨在為住宅安裝提供合理的防干擾保護。該設備產生、使用和可能發射射頻能量。如果不按照說明書安裝和使用，可能會對無線電通信造成有害干擾。然而，無法保證在特定安裝中不會發生干擾。如果該設備確實會對無線電或電視接收造成有害干擾，可以通過關閉和開啟該設備來確定，建議用戶嘗試通過以下一種或多種措施來糾正干擾:
重新調整或移動接收天線的位置,新增設備與接收器之間的距離。
將設備連接到與接收器不同的電路上的插座上。
請與經銷商或有經驗的無線電/電視技術人員求援助。
該設備已通過評估，符合一般的射頻暴露要求。在可攜式暴露條件下，可以不受限制地使用該設備。

Made in China

A1 Separate Magnetic Mobile Power Supply

Model:A1

Mobile power adapter

Product manual

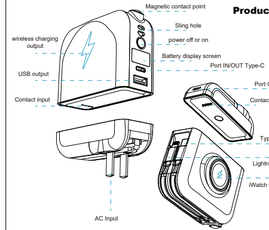

Please carefully read such manual before using the product.

• Mobile power adapter for toy mode

Method:

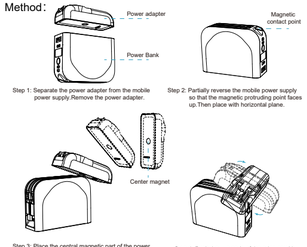

Step 1: Separate the power adapter from the mobile power supply.Remove the power adapter.

Step 2: Partially reverse the mobile power supply so that the magnetic protruding point faces up.Then place with horizontal plane.

Step 3: Place the central magnetic part of the power adapter near the magnetic protrusion point of the mobile power supply, and automatically adsorb and connect the point.

Step 4: Push the two ends of the adapter with appropriate force, so that the direction of rotation of the two ends is the same.

• Specifications

Product:A1 Separate Magnetic Mobile Power Supply
Model:A1
Battery type:Lithium polymer battery

Charger mode:
AC input: 110~230V AC 50/60HZ 0.5A (Max)
Type-C Port output:5V ⎓3A/9V ⎓2.22A/12V ⎓1.67(Max) Contact output:5V ⎓2A(Max)
Only one Type-C Port output and one contact output can be output simultaneously
Adapter size:207*38.85*31.34 ±0.1mm
Adapter weight:46.5±1g

Power bank mode:
Contact input:5V ⎓2A(Max)
Type-C Port input:5V⎓3A/9V⎓2A/12V⎓1.5A(Max)
Type-C Port output:5V⎓3A/9V⎓2.22A/12V⎓1.67A(Max)
Type-C port output:10V ⎓2.25A/5V ⎓3A/9V ⎓2A/12V ⎓1.5A(Max)
Lightning cable output:5V ⎓3A/9V ⎓2.22A/12V ⎓1.67A(Max)
USB output:5V ⎓2.4A(Max) Wireless output: 5W/7.5W/10W/15W
Total output:5V ⎓3A iWatch wireless output:2.5W
Power bank size:59.6*78.85*36.1 ±0.1mm Power bank weight:220.6±1g
Support simultaneous recharge:5Vdc: 5800mAh 9Vdc: 2800mAh 10Vdc: 2500mAh 12Vdc: 1800mAh
Support simultaneous charging while discharging: AC input charging,
output 5Vdc/2A5VDC input charging, and output 5Vdc/1A
Company: Chaochuang Technology Co., LTD. Tel :04-23803301 Address: Nantou City
NantouCity Road No. 635 Made in China

• Attention

1. If an incorrect model of battery pack is used as a replacement, there is a risk of fire or explosion.This product does not contain any user-serviceable parts, and the rechargeable battery is not replaceable.
2. Putting the battery pack into fire or heating it in an oven, as well as subjecting the battery pack to mechanical squeezing or cutting, may result in explosion.
3. Placing the battery pack in an extremely high-temperature environment may cause explosion or leakage offlammable liquids or gases.
4. Subjecting the battery pack to extremely low air pressure may cause explosion or leakage of flammable liquids or gases.

• Warnings

Improper use of the product may lead to battery malfunction or severe overheating, and may even cause fire or explosion. To avoid any damage to you and your property, please follow the instructions below when you use and store the product.
1. This is NOT a toy! Please place this product in areas that are not easily accessible by children, Do not allow children to operate this product,or accidents may occur
2. Please charge this product with a charger approved by the local safety standards in case of danger or damage.
3. DO NOT apply pressure, and avoid collisions, The battery and circuit may be damaged if his product falls from a great height, experiences intense shocks, or is immersed in liquid; if so, please avoid using this product.
4. If this product suffers from deformation, leakage, or radical decline in performance, please stop using this product.
5. Do not charge or discharge the product in a place that may affect its heat dissipation. And confirm the use of this product is notBe covered by clothing, pillows, bedding or other debris, etc., in a long time to the phoneWhen charging other devices, do not stack this product with other devices, such as mobile phones, to ensure that mobile phones and other devices are in good conditionHead down.
6. This product CAN NOT be disassembled, applied pressure, pierced,short-circuited, immersed in liquid, disposed of in a fire, or exposed to a high temperature or heat source with a temperature greater than140°F(60°C)
7.DO NOT place this product in areas with extremely high temperatures, Such as under direct sunlight or in a vehicle with a veryhigh internal temperature.
8. This product contains lithium batteries, DO NOT disassemble it! Or danger or battery damage may occur.

• Attention

Please fully charge this device before using it for the first time.
The power banks have conversion efficiency, so the battery capacity of power bank is not equal to the rechargeable capacity.
Please choose an appropriate charger for recharging this product and suitable cables when charging other devices.
Please ensure some supervision is in progress when recharging this product, DO NOT charge this product without any care.

Please remove the cable when done recharging this product or finished charging for any other device to preserve the product integrity.
If the indication does not light up after pressing the power button,please recharge this product.
Please preserve this product with a battery percentage between 25%-50% for long-term storage. Place this product in a cool and dry environment. To slow down battery aging, avoid storing this product in an empty or full charge for long-term storage.
Consumer shall be liable for any personal and property damage resulted from their improper use against the user manual or ignoring the warning, to which our company will not bear any legal liability.

• Operating Environment

Working temperature:non-tropical areas, 0℃ to 35 ℃
Storage temperature:0℃ to 40℃

• Content

- Pank bank*1
- User manual*1

Warning

!

Prohibited from disassembling, impacting, squeezing,or putting in fire if severe swelling occurs, do not continueto use.Do not place in high-temperature environment.
Prohibited from use afterimmersion in water.

Remarks: Description of wireless charging functions

*Place the phone on the wireless charger, click the switch button to turn on the wireless charging function.

*When using the charger to charge the mobile power supply and using the wireless charging function to charge the device at the same time, only the ordinary 5W wireless Line charging function.

* During the charging process of the mobile power supply, in a fully charged state, since the charging protocol is switched to the 5V input state, it is turned on at this time.In wireless charging mode, only ordinary 5W charging can be performed. When you stop charging the power bank, it will restart automatically, and Wireless charging can enter fast charging mode.

Without approval, companies, businesses, or users are not allowed to change the frequency, increase the power, or modify the characteristics and functions of the original design of low-power RF equipment that has obtained verification certificates.
The use of low-power RF equipment shall not affect flight safety or interfere with legitimate communication; When interference is detected, it should be immediately stopped and improved until there is no interference before continuing to use.
The aforementioned legal communication refers to wireless communication operated in accordance with the Telecommunications Management Act. Low power RF equipment must withstand interference from legitimate communication or industrial, scientific, and medical radio radiation motor equipment.

FCC
Any changes or modifications not expressly approved by the party responsible for compliance could void the user's authority to operate the equipment.
This device complies with Part 15 of the FCC Rules. Operation is subject to the following two conditions:
(1)this device may not cause harmful interference,and
(2) this device must accept any interference received, including interference that may cause undesired operation.
This transmitter must not be co-located or operating in conjunction with any other antenna or transmitter.
Note: This equipment has been tested and found to comply with the limits for a Class B digital device, pursuant to Part 15 of the FCC Rules. These limits are designed to provide reasonable protection against harmful interference in a residential installation.This equipment generates, uses, and can radiate radio frequency energy and if not installed and used in accordance with the instructions, may cause harmful interference to radio communications. However, there is no guarantee that interference will not occur in a particular installation. If this equipment does cause harmful interference to radio or television reception, which can be determined by turning the equipment off and on, the user is encouraged to try to correct the interference by one or more of the following measures:
Reorient or relocate the receiving antenna.
Increase the separation between the equipment and receiver.
Connect the equipment into an outlet on a circuit different from that to which the receiver is connected.
Consult the dealer or an experienced radio/TV technician for help.
The device has been evaluated to meet general RF exposure requirement. The device can be used in portable exposure condition without restriction.

Made in China