ANTENNA TEST REPORT

Product : **Monopole antenna**

Brand: **ALAN**

Model: **KP362-ANT**

Model Difference: **N/A**

Applicant: **ALAN SAFETY COMPANY LIMITED**

Address: **No.36, Alley 38, Lane 288, Heshun Rd. Sec.1 Guiren Dist., Tainan City, 71145, Taiwan(R.O.C.)**

Test Performed by:

International Standards Laboratory
<LT Lab.>
*Address:
No. 120, Lane 180, San Ho Tsuen, Hsin Ho Rd.
Lung-Tan Hsiang, Tao Yuan County 325, Taiwan
*Tel : 886-3-407-1718; Fax: 886-3-407-1738

Report No.: **ISL-24LR0127ANT**

Issue Date : **2024/09/04**

Test By: Kevin Yao

Test results given in this report apply only to the specific sample(s) tested and are traceable to national or international standard through calibration of the equipment and evaluating measurement uncertainty herein.

This report MUST not be used to claim product endorsement by TAF, NEMKO or any agency of the Government.

This test report shall not be reproduced except in full, without the written approval of International Standards Laboratory.

1. Test SET-UP (Block Diagram of Configuration)

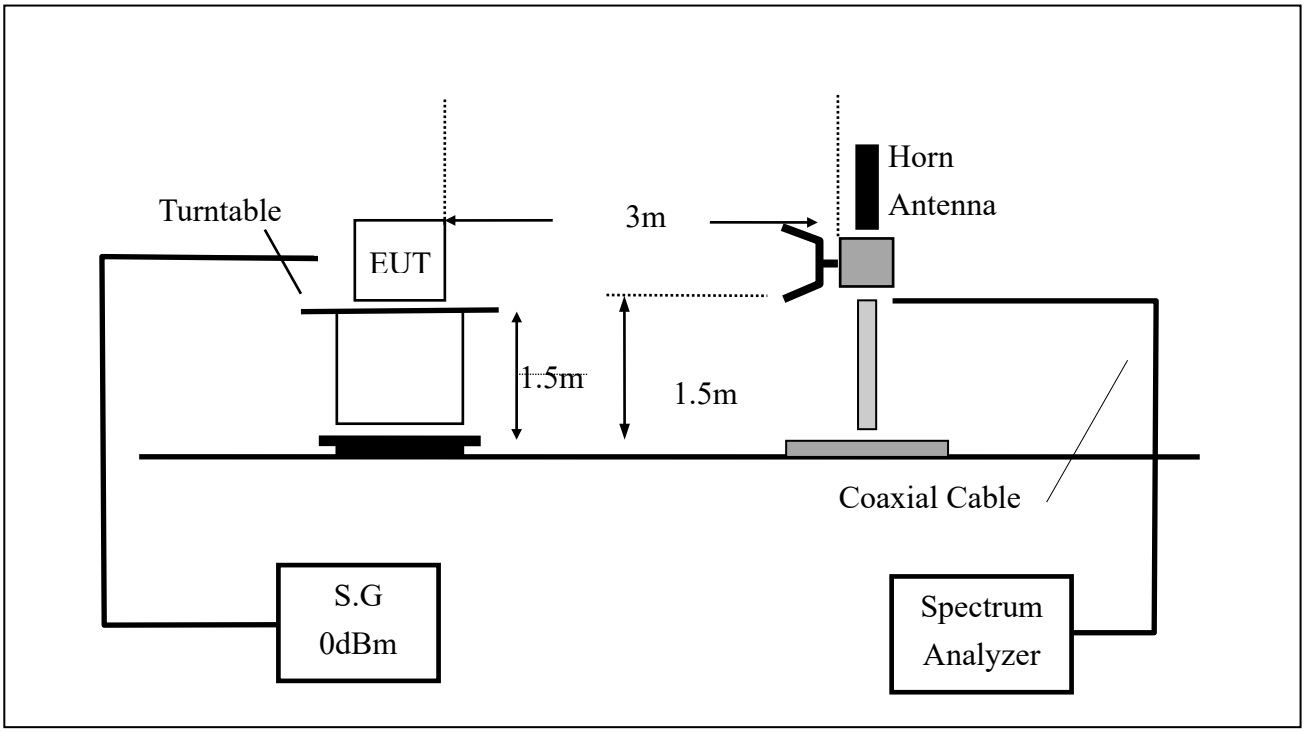

Measurement Equipment Used:					
EQUIPMENT TYPE	**MFR**	**MODEL NUMBER**	**SERIAL NUMBER**	**LAST CAL.**	**CAL DUE.**
Signal Analyzer (44GHz)	R&S	FSV3044	101463	02/06/2024	02/06/2025
Horn antenna (1GHz - 18GHz)	EM	EM-AH-10180	2011071401	11/27/2023	11/27/2024
MXG Vector Signal Generator	KEYSIGHT	N5182B	MY53052399	12/26/2023	12/26/2024

2. EUT Photo

Figure 1

2.4G Antenna



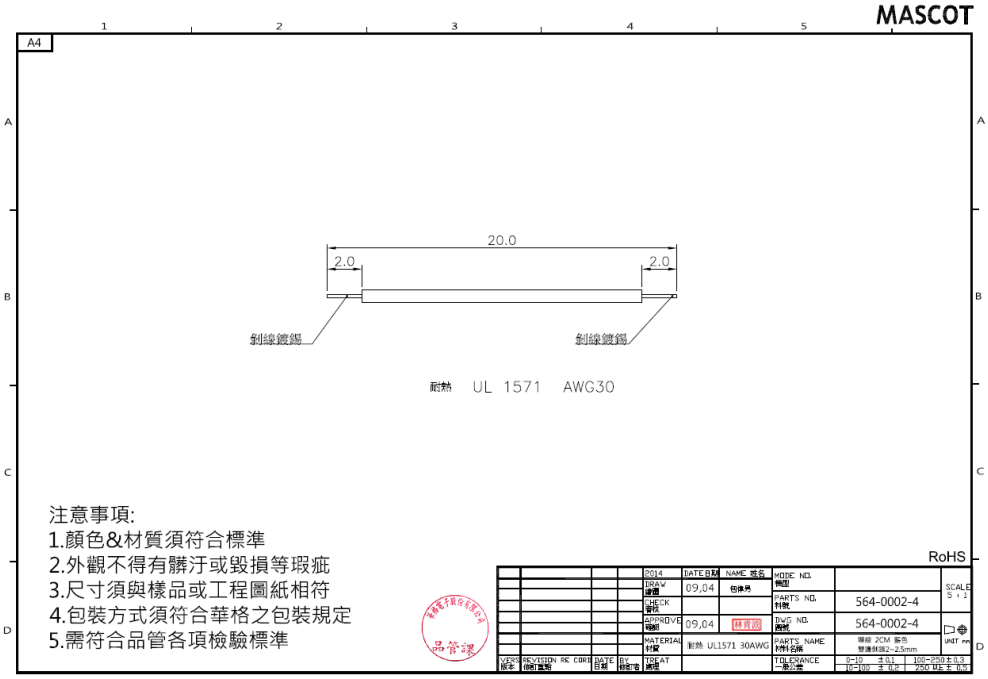

Test Photo

Figure 1



Figure 2



Figure 3



Test Result

2.4G Antenna

Maximum gain test result:	
Maximum antenna Gain	= -3.77 dBi

Antenna Gain	**2400**	**2450**	**2500**	**Unit**
	-3.77	-4.04	-5.28	dBi

Figure 1. 2.4G Antenna 2400MHz

Figure 2. 2.4G Antenna 2450MHz

Figure 3. 2.4G Antenna 2500MHz

Figure 1

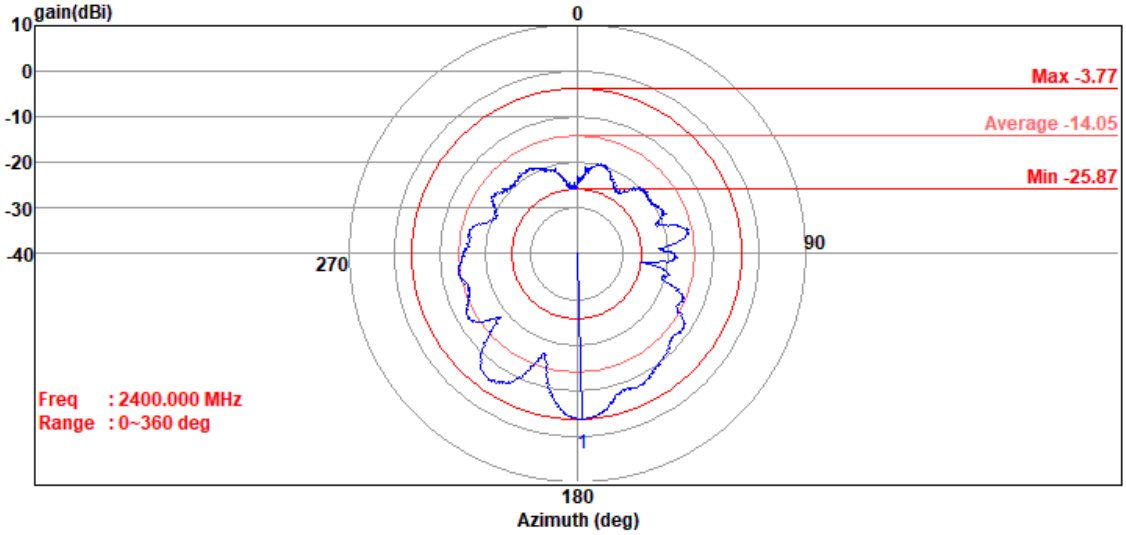

Figure 2

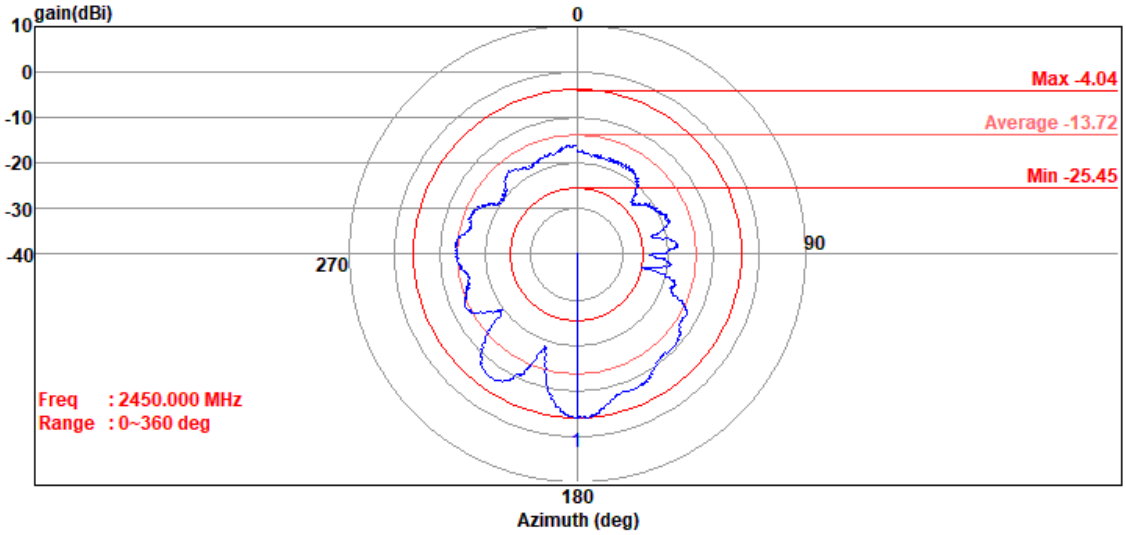

Figure 3

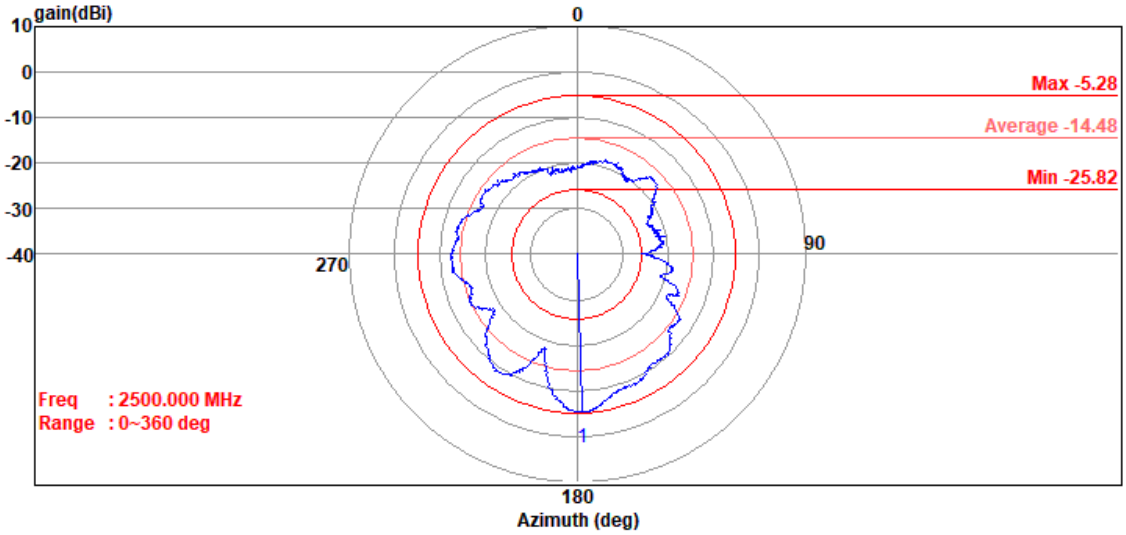
gain(dBi)
10
0
-10
-20
-30
-40
0
90
180
270
Max -5.28
Average -14.48
Min -25.82
Freq : 2500.000 MHz
Range : 0~360 deg
1
Azimuth (deg)