Test Mode:	802.11n HT20	Frequency(MHz):	5720
Polarity:	Horizontal	Test Voltage:	DC 12V

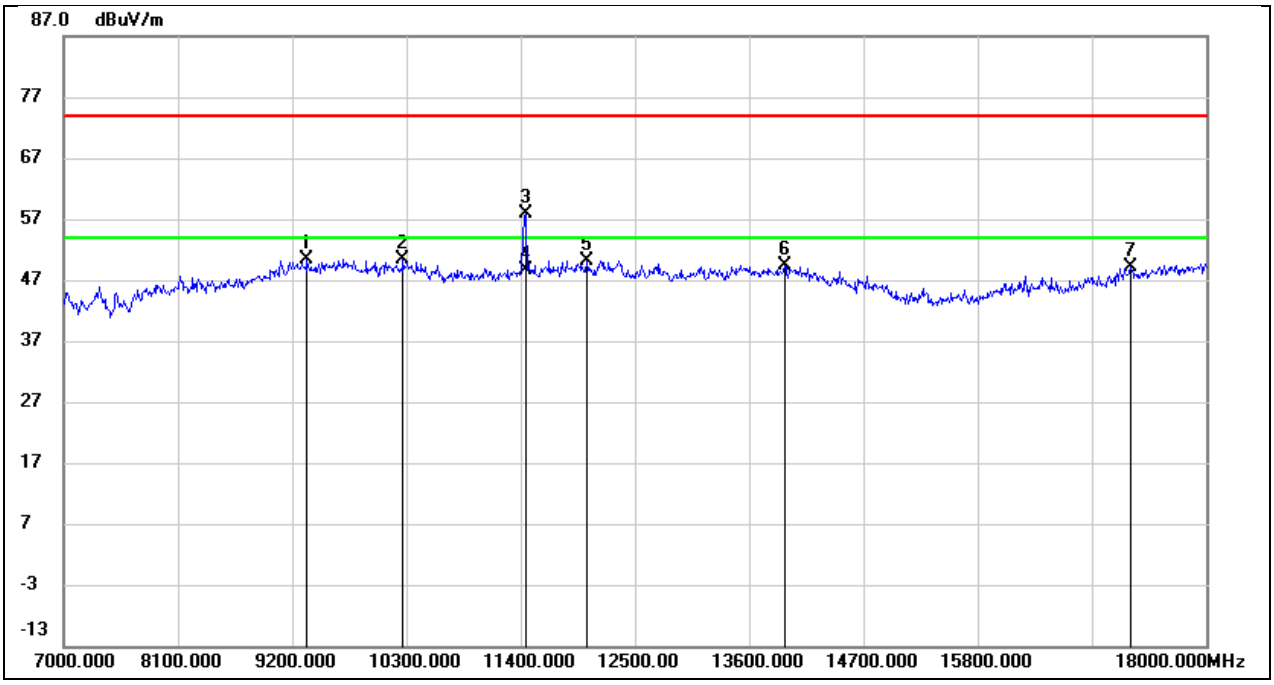

No.	Frequency (MHz)	Reading (dBuV)	Correct (dB/m)	Result (dBuV/m)	Limit (dBuV/m)	Margin (dB)	Remark
1	9343.000	38.40	11.96	50.36	74.00	-23.64	peak
2*	10267.000	37.16	13.21	50.37	68.20	-17.83	peak
3	11444.000	40.38	17.61	57.99	74.00	-16.01	peak
4	11444.000	31.02	17.61	48.63	54.00	-5.37	AVG
5	12038.000	31.47	18.73	50.20	74.00	-23.80	peak
6	13941.000	26.28	23.18	49.46	74.00	-24.54	peak
7	17274.000	25.16	24.00	49.16	74.00	-24.84	peak

This report shall not be reproduced except in full, without the written approval of UL Verification Services (Guangzhou) Co., Ltd, Song Shan Lake Branch.

Test Mode:	802.11n HT20	Frequency(MHz):	5720
Polarity:	Vertical	Test Voltage:	DC 12V

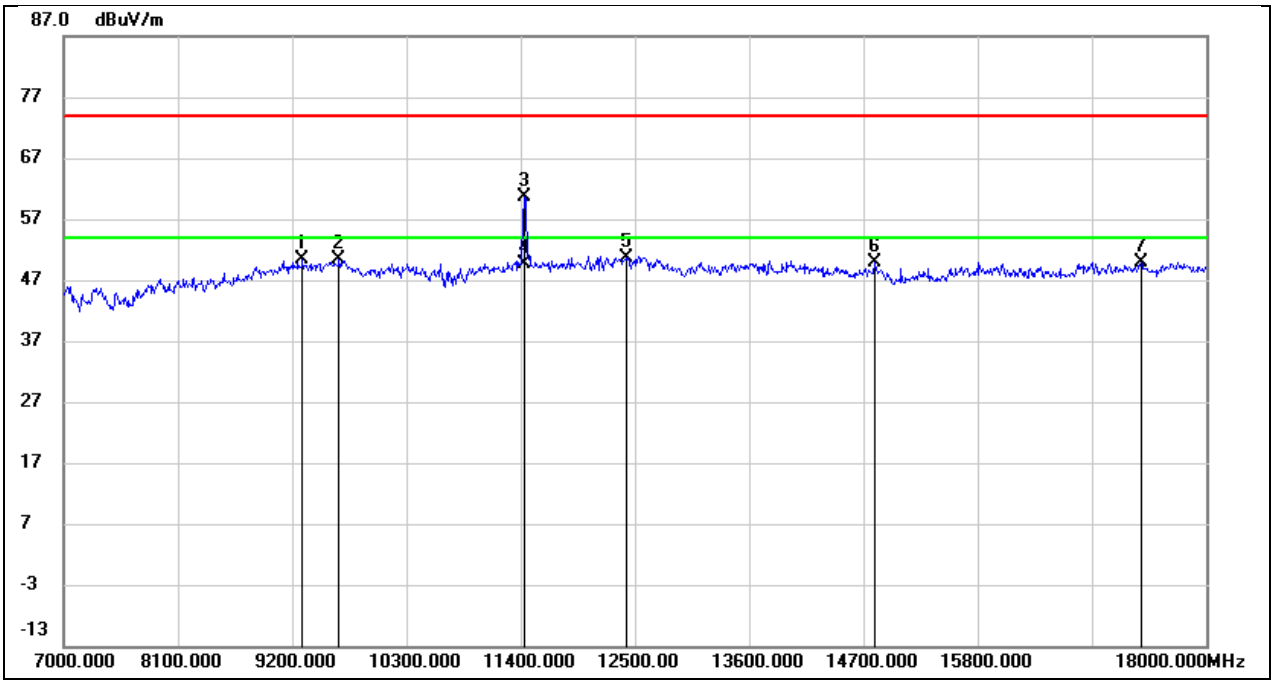

No.	Frequency (MHz)	Reading (dBuV)	Correct (dB/m)	Result (dBuV/m)	Limit (dBuV/m)	Margin (dB)	Remark
1	9299.000	38.30	11.97	50.27	74.00	-23.73	peak
2	9651.000	37.11	13.30	50.41	74.00	-23.59	peak
3	11433.000	44.47	16.14	60.61	74.00	-13.39	peak
4	11433.000	33.59	16.14	49.73	54.00	-4.27	AVG
5	12412.000	32.62	18.12	50.74	74.00	-23.26	peak
6	14810.000	29.39	20.37	49.76	74.00	-24.24	peak
7	17373.000	25.14	24.84	49.98	74.00	-24.02	peak

This report shall not be reproduced except in full, without the written approval of UL Verification Services (Guangzhou) Co., Ltd, Song Shan Lake Branch.

Test Mode:	802.11n HT20	Frequency(MHz):	5745
Polarity:	Horizontal	Test Voltage:	DC 12V

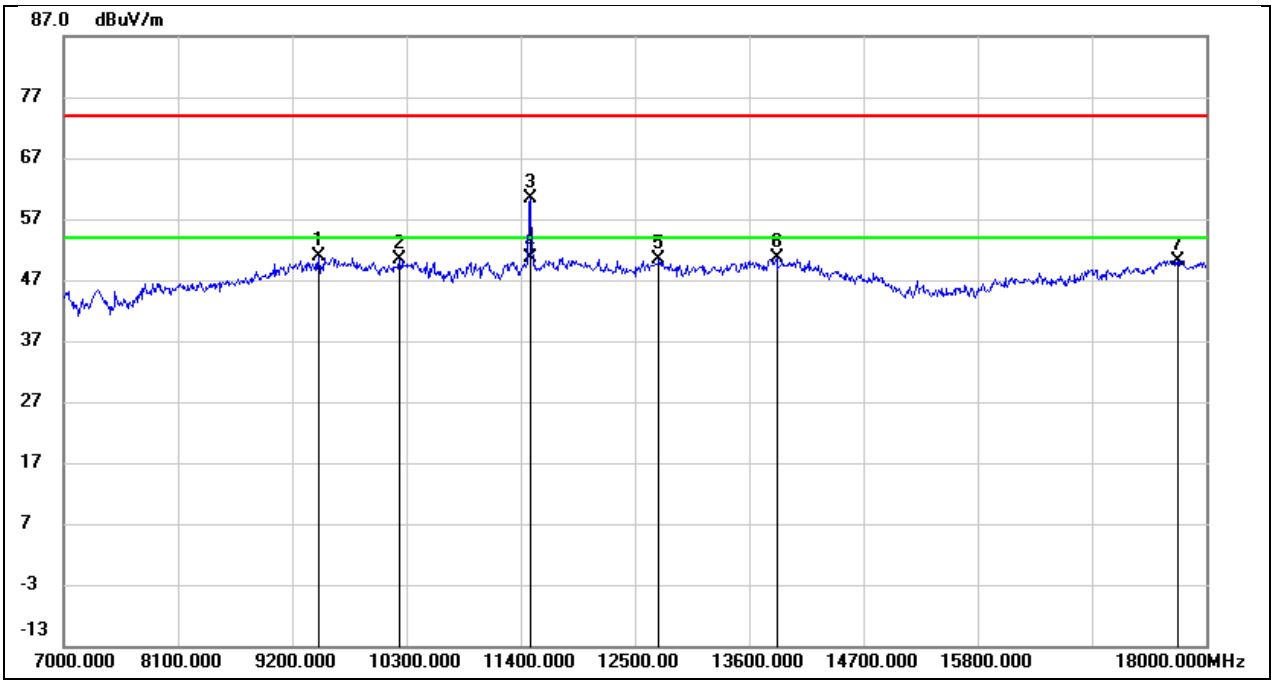

No.	Frequency (MHz)	Reading (dBuV)	Correct (dB/m)	Result (dBuV/m)	Limit (dBuV/m)	Margin (dB)	Remark
1	9453.000	38.27	12.49	50.76	74.00	-23.24	peak
2*	10234.000	37.25	13.18	50.43	68.20	-17.77	peak
3	11488.000	42.59	17.81	60.40	74.00	-13.60	peak
4	11488.000	32.89	17.81	50.70	54.00	-3.30	AVG
5	12731.000	30.66	19.68	50.34	74.00	-23.66	peak
6	13864.000	27.70	22.87	50.57	74.00	-23.43	peak
7	17725.000	23.70	26.55	50.25	74.00	-23.75	peak

This report shall not be reproduced except in full, without the written approval of UL Verification Services (Guangzhou) Co., Ltd, Song Shan Lake Branch.

Test Mode:	802.11n HT20	Frequency(MHz):	5745
Polarity:	Vertical	Test Voltage:	DC 12V

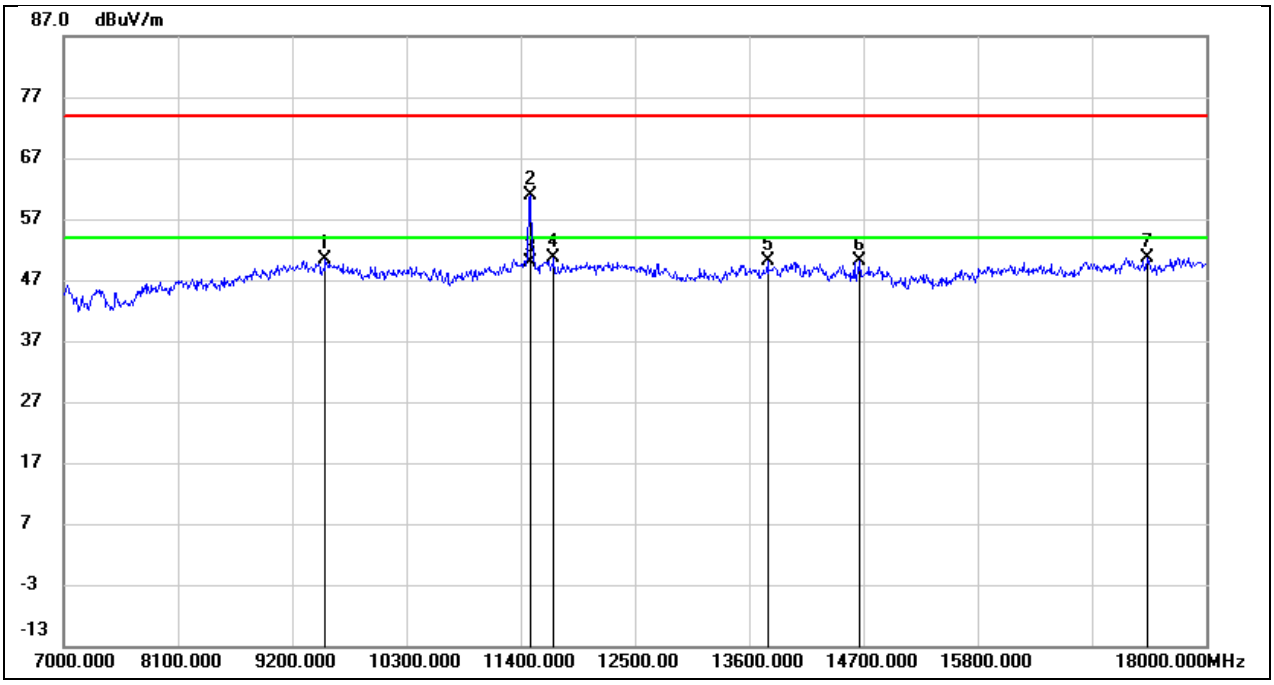

No.	Frequency (MHz)	Reading (dBuV)	Correct (dB/m)	Result (dBuV/m)	Limit (dBuV/m)	Margin (dB)	Remark
1	9519.000	37.57	12.90	50.47	74.00	-23.53	peak
2	11488.000	44.50	16.33	60.83	74.00	-13.17	peak
3	11488.000	33.62	16.33	49.95	54.00	-4.05	AVG
4	11719.000	33.88	16.82	50.70	74.00	-23.30	peak
5	13776.000	29.15	20.91	50.06	74.00	-23.94	peak
6	14667.000	29.57	20.57	50.14	74.00	-23.86	peak
7	17428.000	25.83	24.83	50.66	74.00	-23.34	peak

This report shall not be reproduced except in full, without the written approval of UL Verification Services (Guangzhou) Co., Ltd, Song Shan Lake Branch.

Test Mode:	802.11n HT20	Frequency(MHz):	5785
Polarity:	Horizontal	Test Voltage:	DC 12V

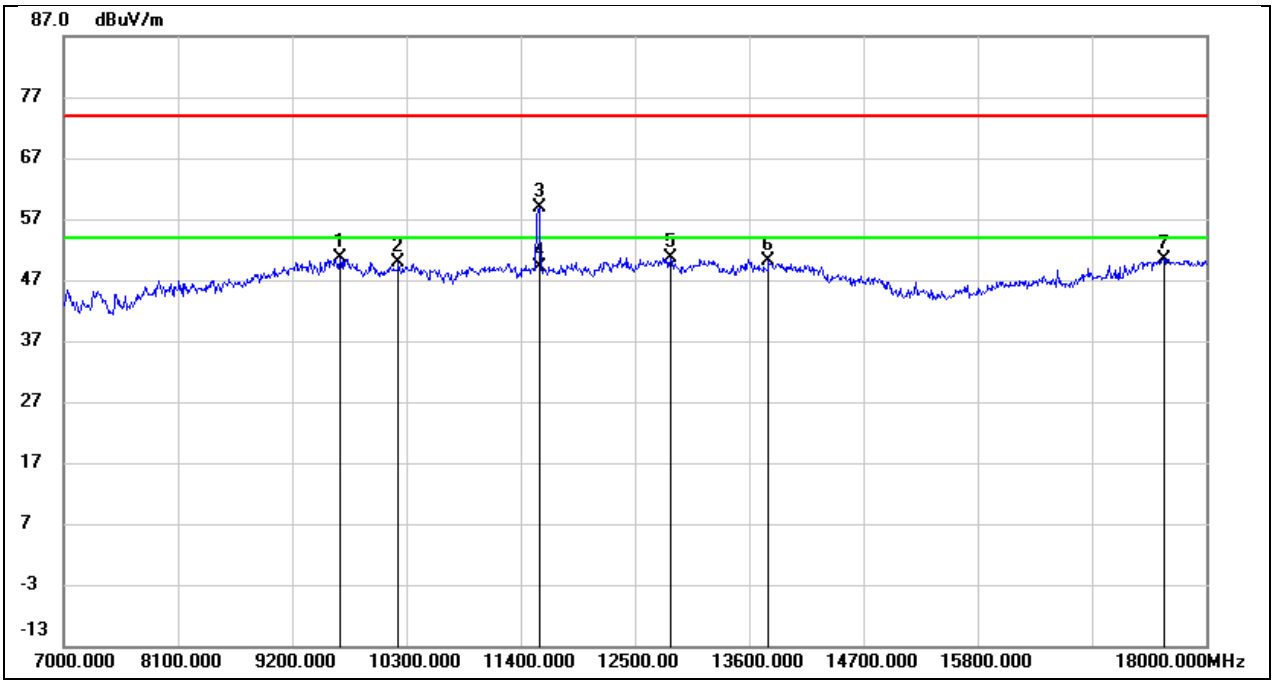

No.	Frequency (MHz)	Reading (dBuV)	Correct (dB/m)	Result (dBuV/m)	Limit (dBuV/m)	Margin (dB)	Remark
1	9662.000	37.00	13.53	50.53	74.00	-23.47	peak
2*	10223.000	36.62	13.17	49.79	68.20	-18.41	peak
3	11576.000	40.87	18.11	58.98	74.00	-15.02	peak
4	11576.000	31.09	18.11	49.20	54.00	-4.80	AVG
5	12841.000	30.67	19.95	50.62	74.00	-23.38	peak
6	13787.000	27.53	22.58	50.11	74.00	-23.89	peak
7	17593.000	25.08	25.31	50.39	74.00	-23.61	peak

This report shall not be reproduced except in full, without the written approval of UL Verification Services (Guangzhou) Co., Ltd, Song Shan Lake Branch.

Test Mode:	802.11n HT20	Frequency(MHz):	5785
Polarity:	Vertical	Test Voltage:	DC 12V

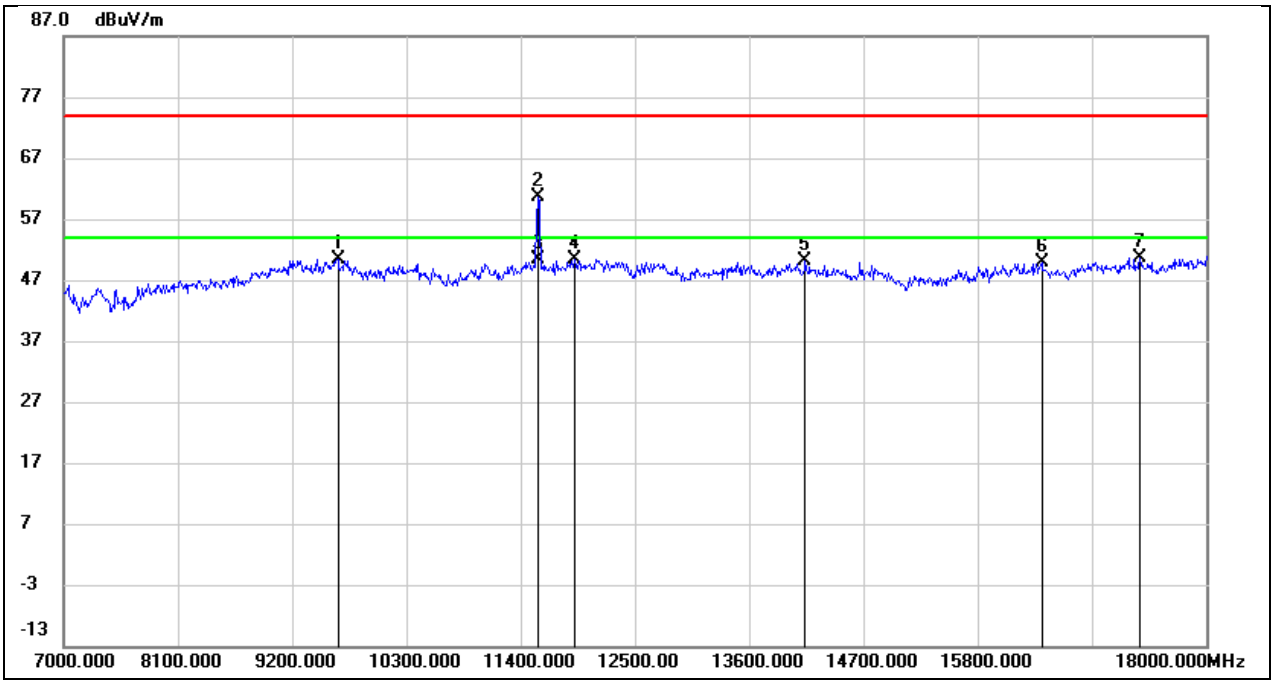

No.	Frequency (MHz)	Reading (dBuV)	Correct (dB/m)	Result (dBuV/m)	Limit (dBuV/m)	Margin (dB)	Remark
1	9640.000	37.17	13.30	50.47	74.00	-23.53	peak
2	11565.000	44.03	16.62	60.65	74.00	-13.35	peak
3	11565.000	33.64	16.62	50.26	54.00	-3.74	AVG
4	11917.000	33.12	17.29	50.41	74.00	-23.59	peak
5	14139.000	28.40	21.61	50.01	74.00	-23.99	peak
6	16416.000	26.46	23.52	49.98	74.00	-24.02	peak
7	17362.000	25.72	24.83	50.55	74.00	-23.45	peak

This report shall not be reproduced except in full, without the written approval of UL Verification Services (Guangzhou) Co., Ltd, Song Shan Lake Branch.

Test Mode:	802.11n HT20	Frequency(MHz):	5825
Polarity:	Horizontal	Test Voltage:	DC 12V

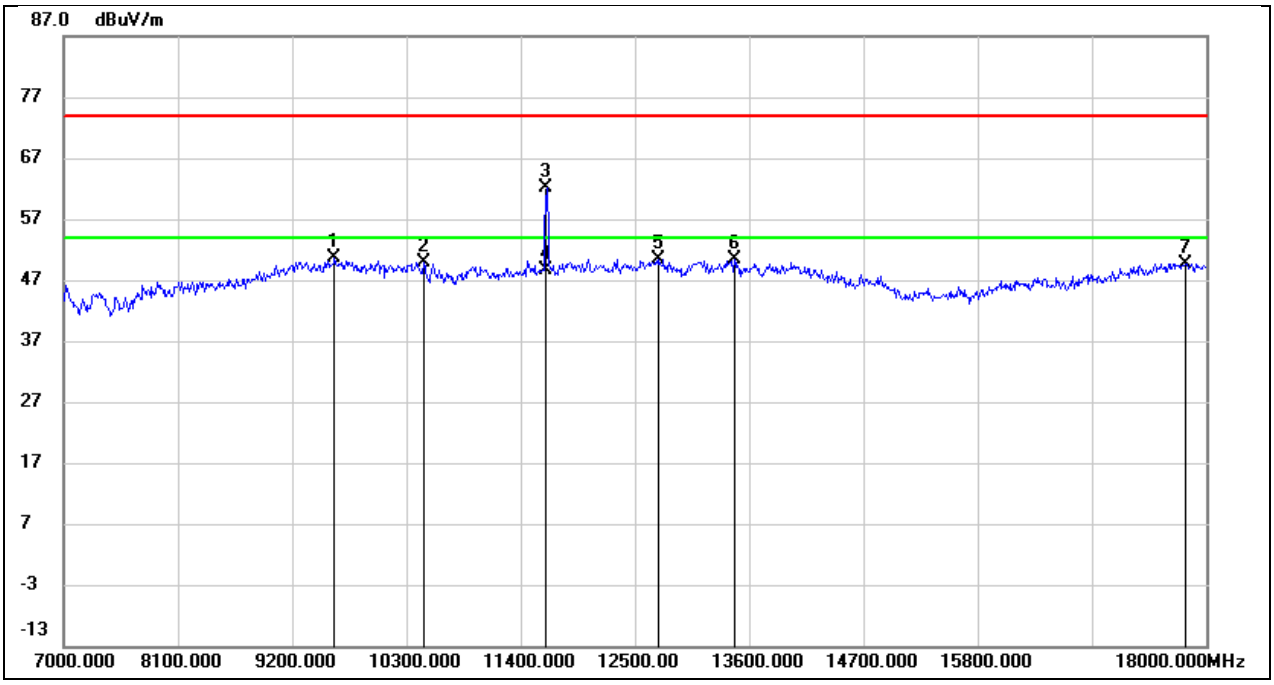

No.	Frequency (MHz)	Reading (dBuV)	Correct (dB/m)	Result (dBuV/m)	Limit (dBuV/m)	Margin (dB)	Remark
1	9607.000	37.27	13.44	50.71	74.00	-23.29	peak
2*	10465.000	36.42	13.43	49.85	68.20	-18.35	peak
3	11642.000	44.03	18.16	62.19	74.00	-11.81	peak
4	11642.000	30.55	18.16	48.71	54.00	-5.29	AVG
5	12731.000	30.63	19.68	50.31	74.00	-23.69	peak
6	13457.000	28.61	21.73	50.34	74.00	-23.66	peak
7	17802.000	22.42	27.31	49.73	74.00	-24.27	peak

This report shall not be reproduced except in full, without the written approval of UL Verification Services (Guangzhou) Co., Ltd, Song Shan Lake Branch.

Test Mode:	802.11n HT20	Frequency(MHz):	5825
Polarity:	Vertical	Test Voltage:	DC 12V

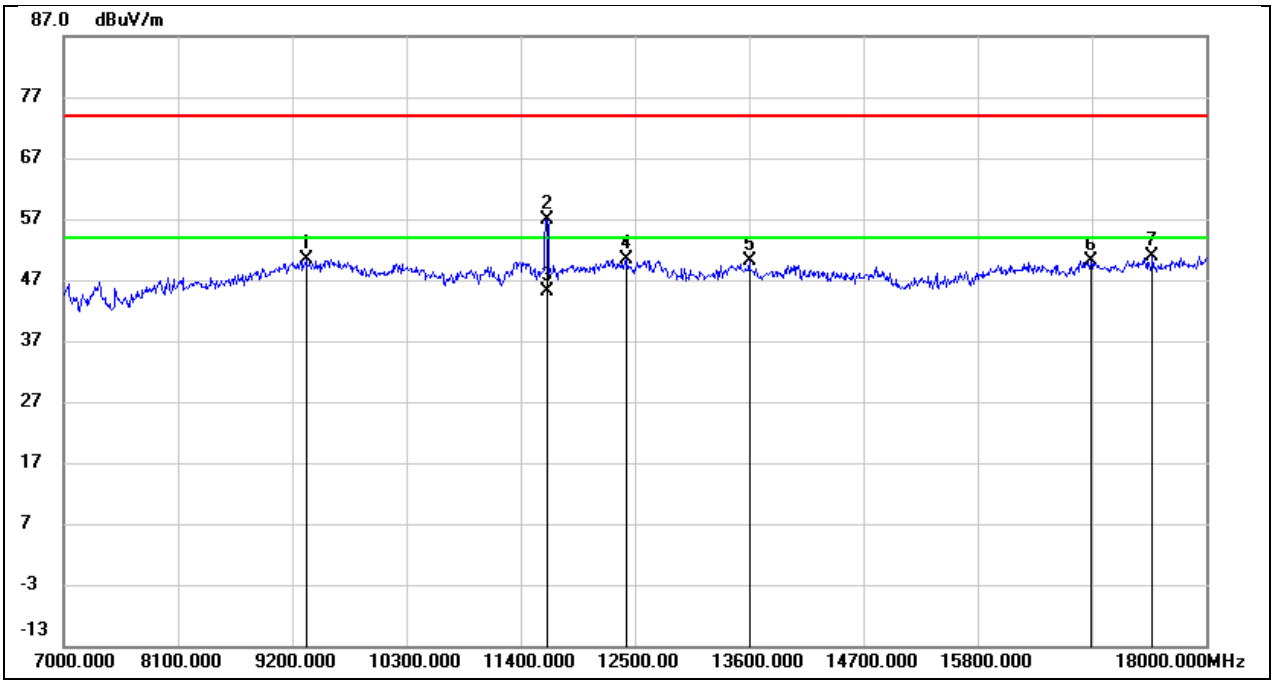

No.	Frequency (MHz)	Reading (dBuV)	Correct (dB/m)	Result (dBuV/m)	Limit (dBuV/m)	Margin (dB)	Remark
1	9332.000	38.28	12.06	50.34	74.00	-23.66	peak
2	11653.000	40.20	16.78	56.98	74.00	-17.02	peak
3	11653.000	28.43	16.78	45.21	54.00	-8.79	AVG
4	12423.000	32.26	18.12	50.38	74.00	-23.62	peak
5	13600.000	29.80	20.38	50.18	74.00	-23.82	peak
6	16889.000	26.17	24.03	50.20	74.00	-23.80	peak
7	17483.000	26.19	24.79	50.98	74.00	-23.02	peak

This report shall not be reproduced except in full, without the written approval of UL Verification Services (Guangzhou) Co., Ltd, Song Shan Lake Branch.

Test Mode:	802.11n HT40	Frequency(MHz):	5190
Polarity:	Horizontal	Test Voltage:	DC 12V

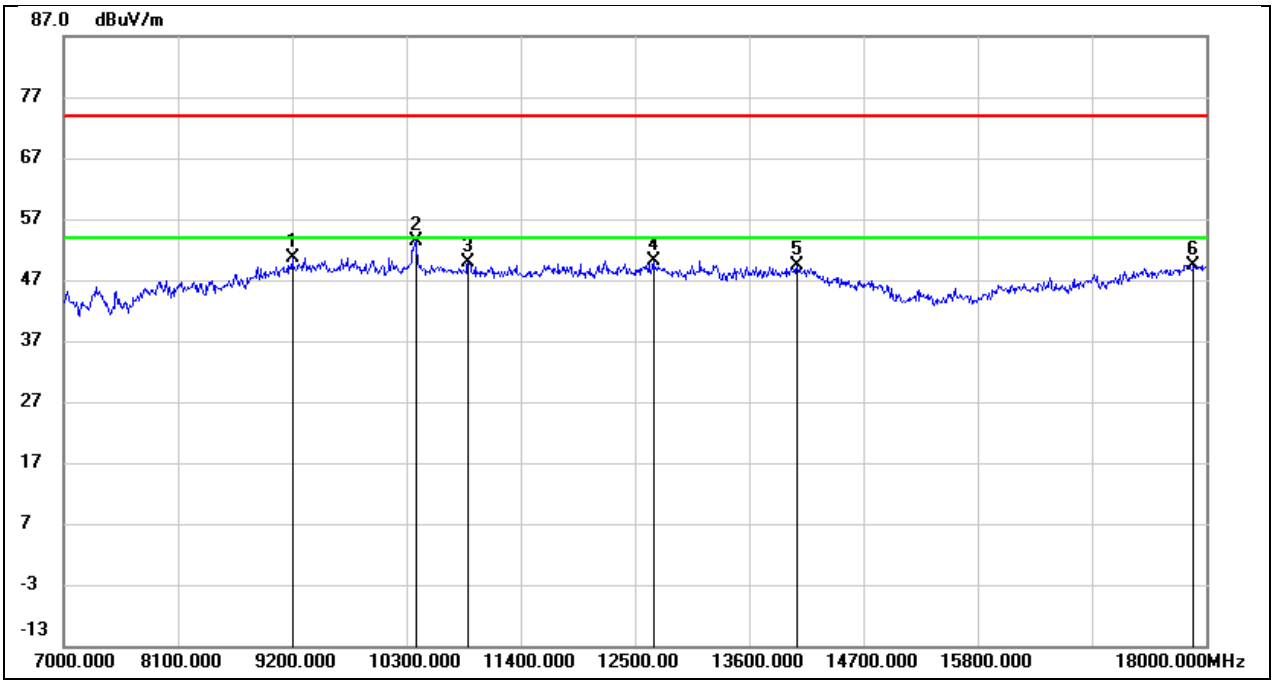

No.	Frequency (MHz)	Reading (dBuV)	Correct (dB/m)	Result (dBuV/m)	Limit (dBuV/m)	Margin (dB)	Remark
1	9200.000	39.26	11.48	50.74	74.00	-23.26	peak
2*	10388.000	40.18	13.30	53.48	68.20	-14.72	peak
3	10894.000	35.14	14.63	49.77	74.00	-24.23	peak
4	12676.000	30.70	19.47	50.17	74.00	-23.83	peak
5	14062.000	26.30	23.15	49.45	74.00	-24.55	peak
6	17879.000	21.37	28.12	49.49	74.00	-24.51	peak

This report shall not be reproduced except in full, without the written approval of UL Verification Services (Guangzhou) Co., Ltd, Song Shan Lake Branch.

Test Mode:	802.11n HT40	Frequency(MHz):	5190
Polarity:	Vertical	Test Voltage:	DC 12V

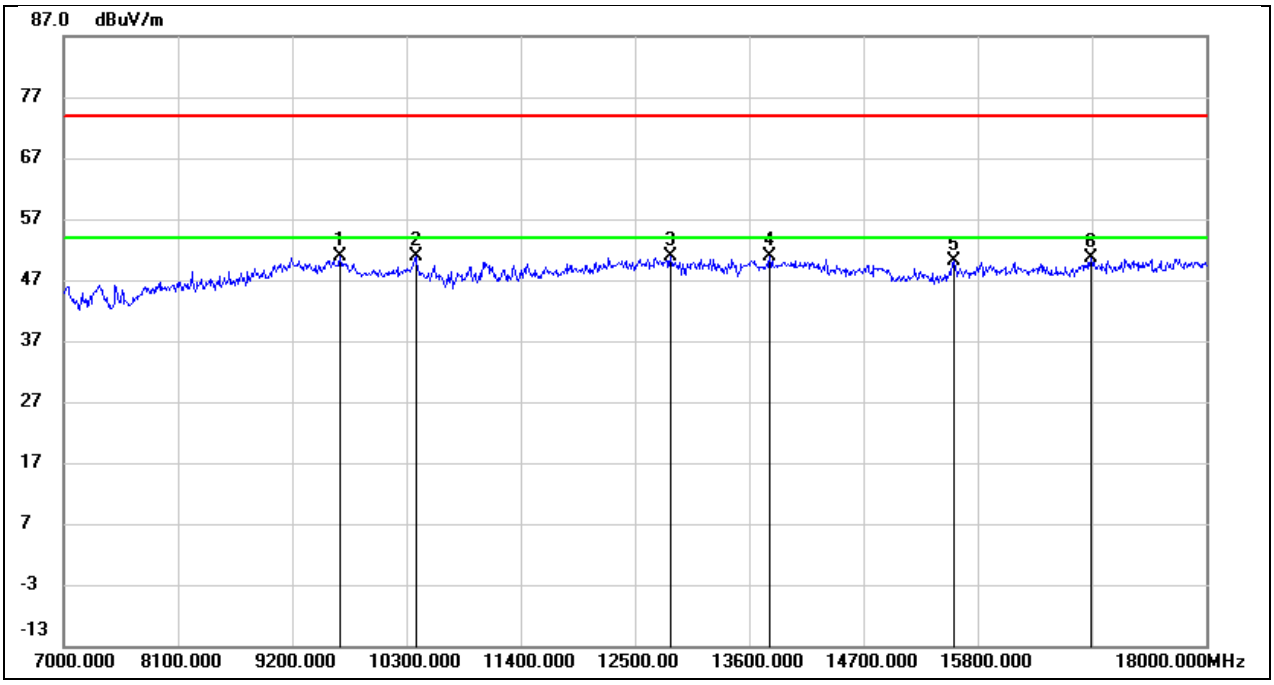

No.	Frequency (MHz)	Reading (dBuV)	Correct (dB/m)	Result (dBuV/m)	Limit (dBuV/m)	Margin (dB)	Remark
1	9662.000	37.57	13.31	50.88	74.00	-23.12	peak
2*	10388.000	38.00	12.99	50.99	68.20	-17.21	peak
3	12841.000	31.96	18.84	50.80	74.00	-23.20	peak
4	13798.000	29.84	20.98	50.82	74.00	-23.18	peak
5	15569.000	29.41	20.71	50.12	74.00	-23.88	peak
6	16889.000	26.70	24.03	50.73	74.00	-23.27	peak

This report shall not be reproduced except in full, without the written approval of UL Verification Services (Guangzhou) Co., Ltd, Song Shan Lake Branch.

Test Mode:	802.11n HT40	Frequency(MHz):	5230
Polarity:	Horizontal	Test Voltage:	DC 12V

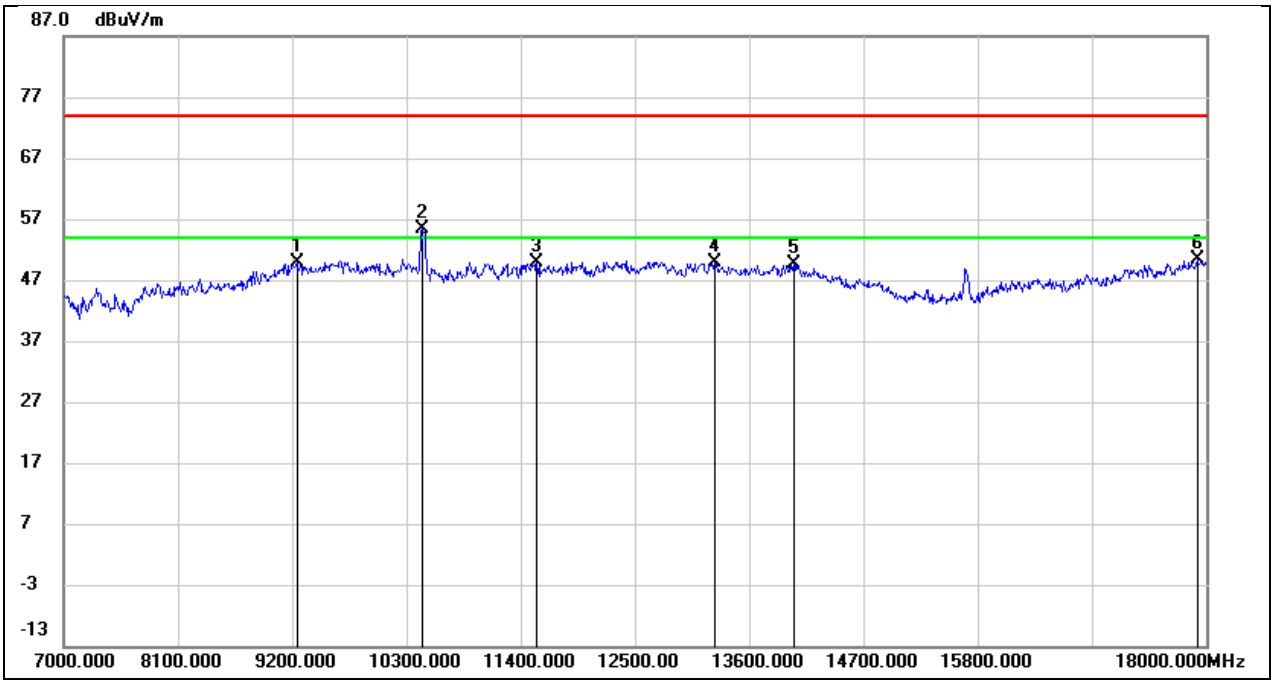

No.	Frequency (MHz)	Reading (dBuV)	Correct (dB/m)	Result (dBuV/m)	Limit (dBuV/m)	Margin (dB)	Remark
1	9244.000	38.32	11.63	49.95	74.00	-24.05	peak
2*	10454.000	42.05	13.40	55.45	68.20	-12.75	peak
3	11554.000	31.84	18.04	49.88	74.00	-24.12	peak
4	13270.000	28.91	21.04	49.95	74.00	-24.05	peak
5	14029.000	26.41	23.29	49.70	74.00	-24.30	peak
6	17912.000	21.83	28.48	50.31	74.00	-23.69	peak

This report shall not be reproduced except in full, without the written approval of UL Verification Services (Guangzhou) Co., Ltd, Song Shan Lake Branch.

Test Mode:	802.11n HT40	Frequency(MHz):	5230
Polarity:	Vertical	Test Voltage:	DC 12V

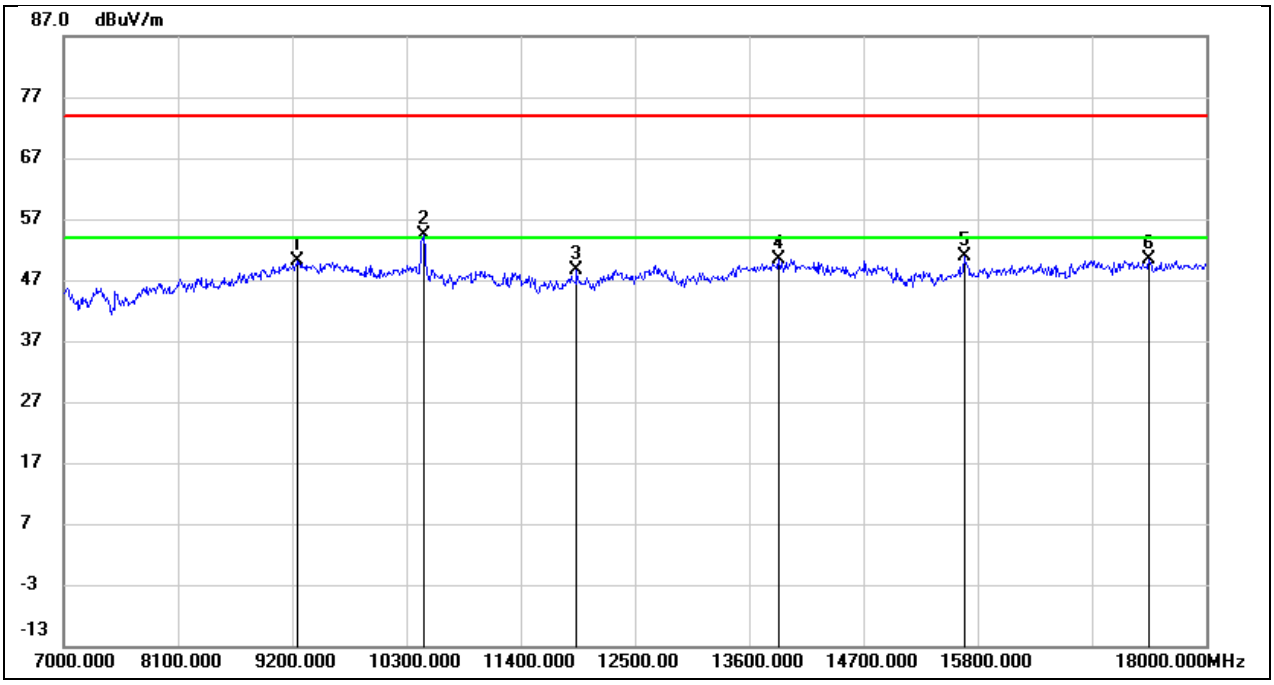

No.	Frequency (MHz)	Reading (dBuV)	Correct (dB/m)	Result (dBuV/m)	Limit (dBuV/m)	Margin (dB)	Remark
1	9255.000	38.21	11.86	50.07	74.00	-23.93	peak
2*	10465.000	41.20	13.19	54.39	68.20	-13.81	peak
3	11939.000	31.35	17.37	48.72	74.00	-25.28	peak
4	13886.000	29.07	21.34	50.41	74.00	-23.59	peak
5	15668.000	29.81	21.07	50.88	74.00	-23.12	peak
6	17450.000	25.50	24.82	50.32	74.00	-23.68	peak

This report shall not be reproduced except in full, without the written approval of UL Verification Services (Guangzhou) Co., Ltd, Song Shan Lake Branch.

Test Mode:	802.11n HT40	Frequency(MHz):	5270
Polarity:	Horizontal	Test Voltage:	DC 12V

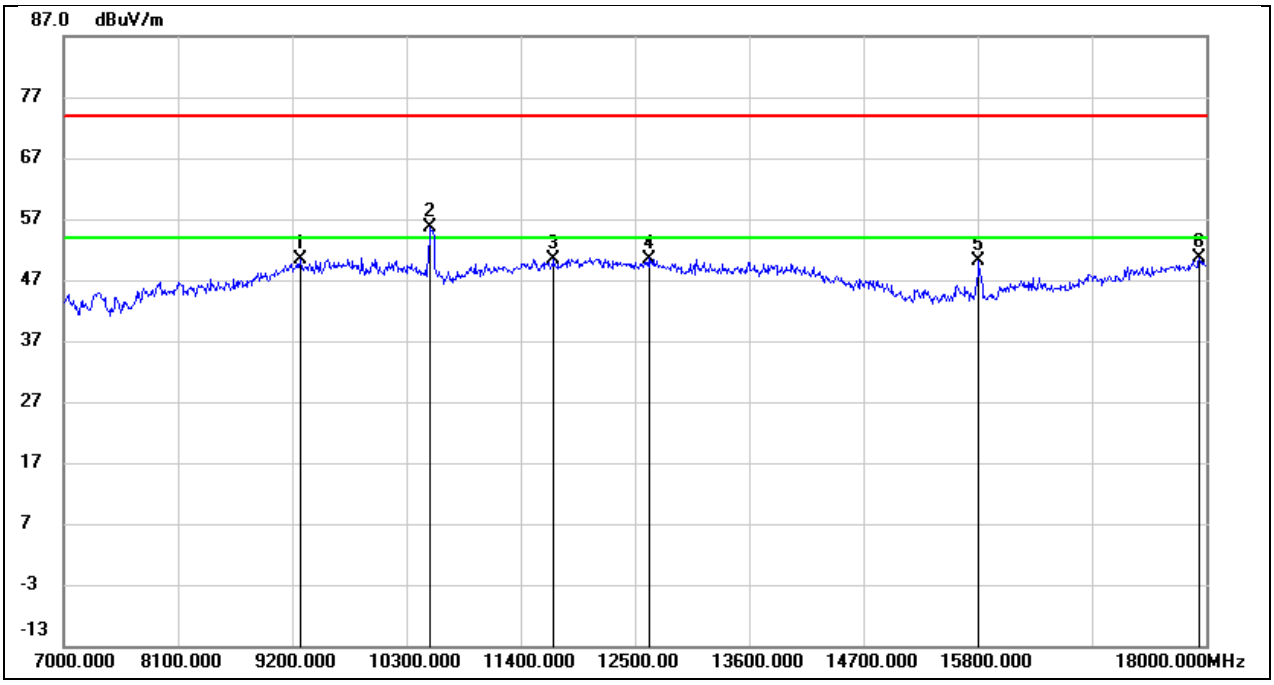

No.	Frequency (MHz)	Reading (dBuV)	Correct (dB/m)	Result (dBuV/m)	Limit (dBuV/m)	Margin (dB)	Remark
1	9277.000	38.58	11.74	50.32	74.00	-23.68	peak
2*	10531.000	42.15	13.57	55.72	68.20	-12.48	peak
3	11719.000	32.34	18.14	50.48	74.00	-23.52	peak
4	12632.000	31.20	19.30	50.50	74.00	-23.50	peak
5	15811.000	30.36	19.66	50.02	74.00	-23.98	peak
6	17934.000	21.80	28.71	50.51	74.00	-23.49	peak

This report shall not be reproduced except in full, without the written approval of UL Verification Services (Guangzhou) Co., Ltd, Song Shan Lake Branch.

Test Mode:	802.11n HT40	Frequency(MHz):	5270
Polarity:	Vertical	Test Voltage:	DC 12V

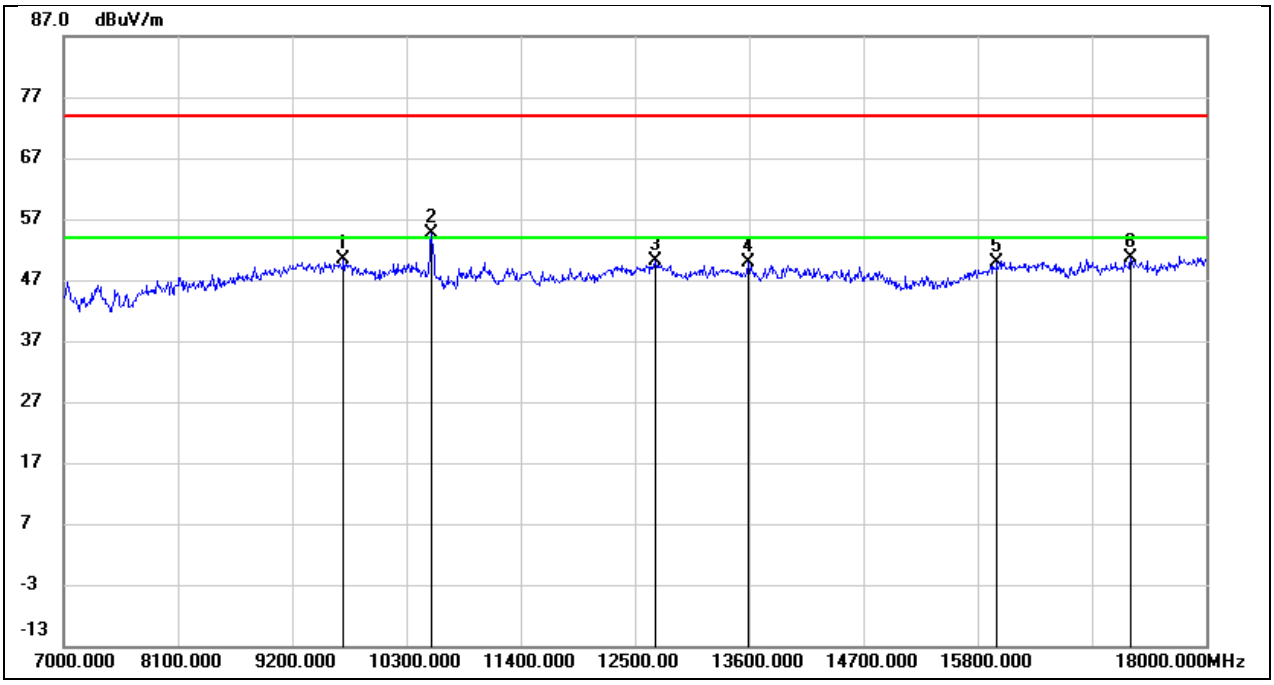

No.	Frequency (MHz)	Reading (dBuV)	Correct (dB/m)	Result (dBuV/m)	Limit (dBuV/m)	Margin (dB)	Remark
1	9695.000	37.05	13.31	50.36	74.00	-23.64	peak
2*	10542.000	41.36	13.36	54.72	68.20	-13.48	peak
3	12698.000	31.49	18.53	50.02	74.00	-23.98	peak
4	13589.000	29.42	20.36	49.78	74.00	-24.22	peak
5	15987.000	26.99	22.78	49.77	74.00	-24.23	peak
6	17274.000	25.89	24.77	50.66	74.00	-23.34	peak

This report shall not be reproduced except in full, without the written approval of UL Verification Services (Guangzhou) Co., Ltd, Song Shan Lake Branch.

Test Mode:	802.11n HT40	Frequency(MHz):	5310
Polarity:	Horizontal	Test Voltage:	DC 12V

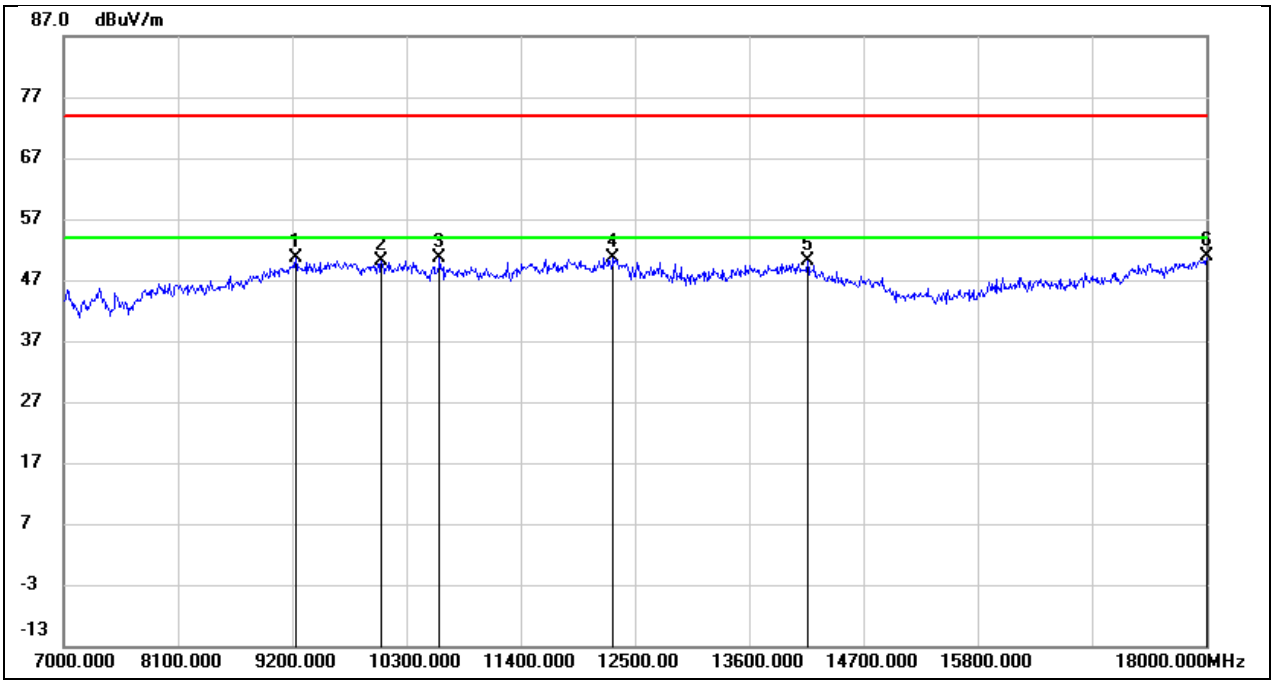

No.	Frequency (MHz)	Reading (dBuV)	Correct (dB/m)	Result (dBuV/m)	Limit (dBuV/m)	Margin (dB)	Remark
1	9233.000	38.96	11.59	50.55	74.00	-23.45	peak
2*	10058.000	36.82	13.28	50.10	68.10	-18.10	peak
3	10619.000	36.72	13.82	50.54	74.00	-23.46	peak
4	12291.000	31.69	18.94	50.63	74.00	-23.37	peak
5	14161.000	27.41	22.74	50.15	74.00	-23.85	peak
6	18000.000	21.39	29.41	50.80	74.00	-23.20	peak

This report shall not be reproduced except in full, without the written approval of UL Verification Services (Guangzhou) Co., Ltd, Song Shan Lake Branch.

Test Mode:	802.11n HT40	Frequency(MHz):	5310
Polarity:	Vertical	Test Voltage:	DC 12V

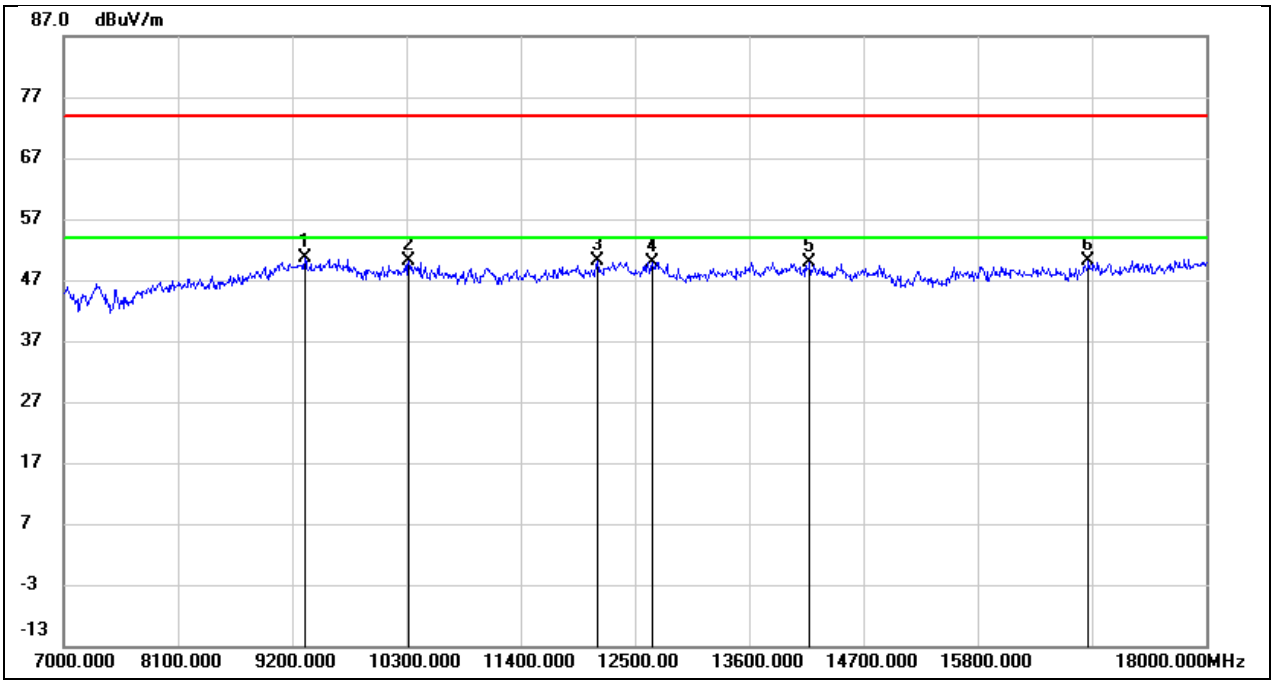

No.	Frequency (MHz)	Reading (dBuV)	Correct (dB/m)	Result (dBuV/m)	Limit (dBuV/m)	Margin (dB)	Remark
1	9321.000	38.54	12.03	50.57	74.00	-23.43	peak
2*	10322.000	37.17	12.88	50.05	68.20	-18.15	peak
3	12137.000	32.43	17.76	50.19	74.00	-23.81	peak
4	12665.000	31.42	18.42	49.84	74.00	-24.16	peak
5	14183.000	28.42	21.53	49.95	74.00	-24.05	peak
6	16867.000	26.19	24.00	50.19	74.00	-23.81	peak

This report shall not be reproduced except in full, without the written approval of UL Verification Services (Guangzhou) Co., Ltd, Song Shan Lake Branch.

Test Mode:	802.11n HT40	Frequency(MHz):	5510
Polarity:	Horizontal	Test Voltage:	DC 12V

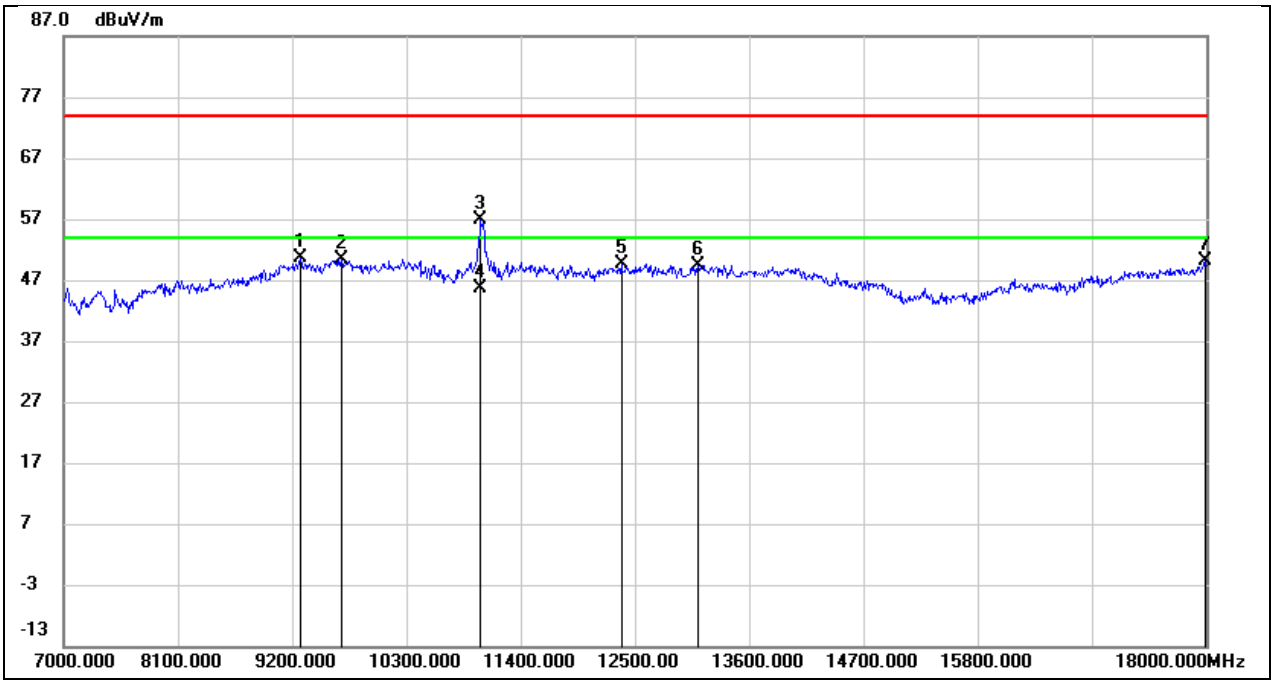

No.	Frequency (MHz)	Reading (dBuV)	Correct (dB/m)	Result (dBuV/m)	Limit (dBuV/m)	Margin (dB)	Remark
1	9277.000	38.89	11.74	50.63	74.00	-23.37	peak
2	9673.000	36.89	13.55	50.44	74.00	-23.56	peak
3	11015.000	41.77	15.04	56.81	74.00	-17.19	peak
4	11015.000	30.59	15.04	45.63	54.00	-8.37	AVG
5	12368.000	30.61	19.03	49.64	74.00	-24.36	peak
6	13105.000	29.10	20.39	49.49	74.00	-24.51	peak
7	17989.000	20.81	29.29	50.10	74.00	-23.90	peak

This report shall not be reproduced except in full, without the written approval of UL Verification Services (Guangzhou) Co., Ltd, Song Shan Lake Branch.

Test Mode:	802.11n HT40	Frequency(MHz):	5510
Polarity:	Vertical	Test Voltage:	DC 12V

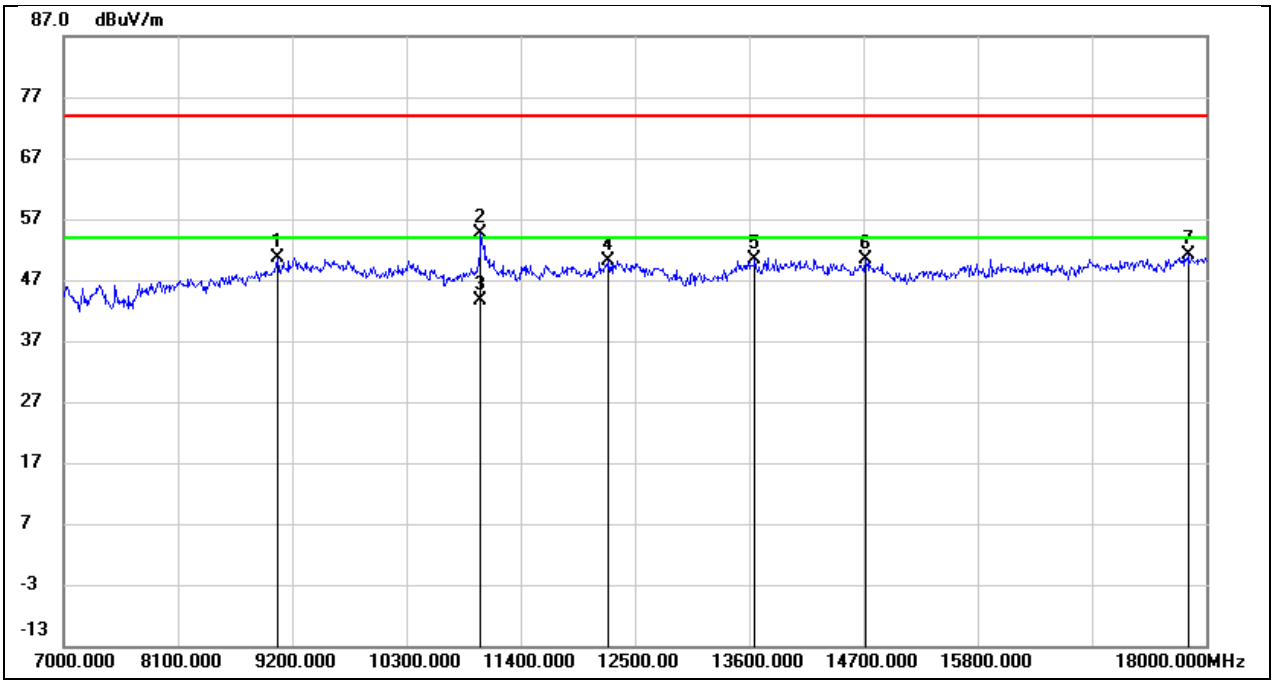

No.	Frequency (MHz)	Reading (dBuV)	Correct (dB/m)	Result (dBuV/m)	Limit (dBuV/m)	Margin (dB)	Remark
1	9057.000	39.45	11.18	50.63	74.00	-23.37	peak
2	11015.000	40.41	14.22	54.63	74.00	-19.37	peak
3	11015.000	29.43	14.22	43.65	54.00	-10.35	AVG
4	12247.000	32.29	17.90	50.19	74.00	-23.81	peak
5	13655.000	29.94	20.54	50.48	74.00	-23.52	peak
6	14722.000	29.97	20.51	50.48	74.00	-23.52	peak
7	17824.000	24.96	26.11	51.07	74.00	-22.93	peak

This report shall not be reproduced except in full, without the written approval of UL Verification Services (Guangzhou) Co., Ltd, Song Shan Lake Branch.

Test Mode:	802.11n HT40	Frequency(MHz):	5550
Polarity:	Horizontal	Test Voltage:	DC 12V

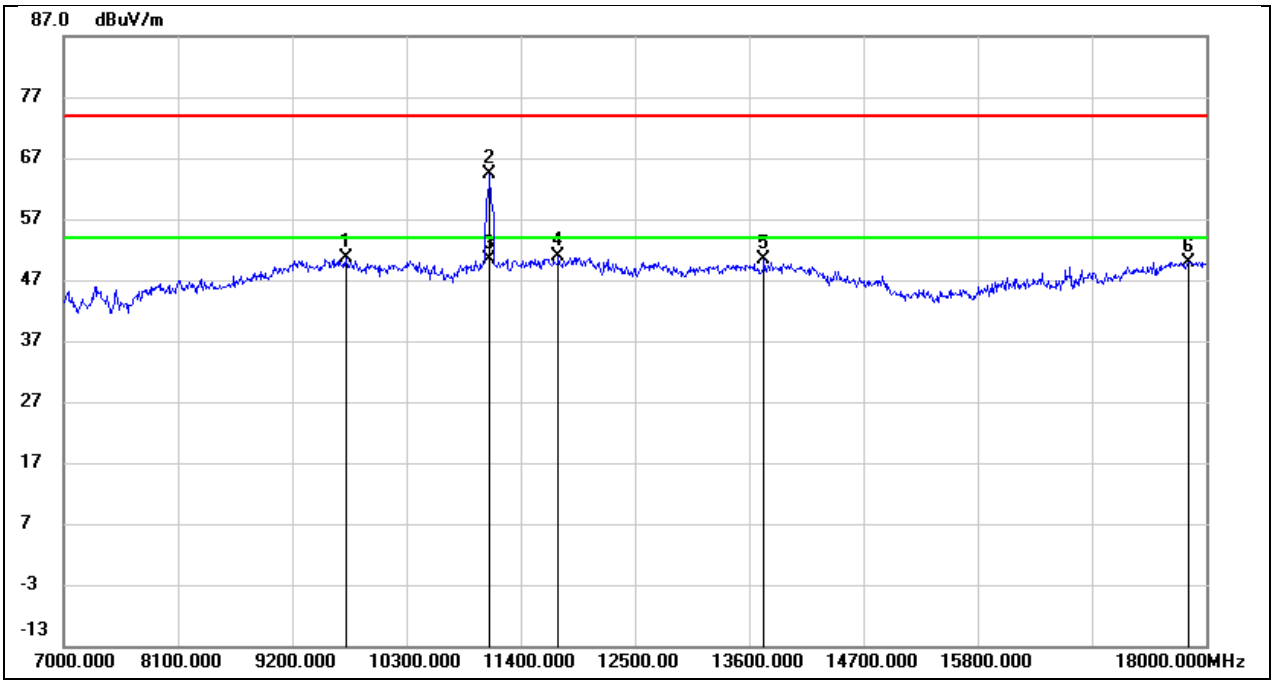

No.	Frequency (MHz)	Reading (dBuV)	Correct (dB/m)	Result (dBuV/m)	Limit (dBuV/m)	Margin (dB)	Remark
1	9717.000	36.88	13.63	50.51	74.00	-23.49	peak
2	11103.000	48.92	15.56	64.48	74.00	-9.52	peak
3	11103.000	34.75	15.56	50.31	54.00	-3.69	AVG
4	11763.000	32.80	18.13	50.93	74.00	-23.07	peak
5	13743.000	27.89	22.46	50.35	74.00	-23.65	peak
6	17835.000	22.22	27.66	49.88	74.00	-24.12	peak

This report shall not be reproduced except in full, without the written approval of UL Verification Services (Guangzhou) Co., Ltd, Song Shan Lake Branch.

Test Mode:	802.11n HT40	Frequency(MHz):	5550
Polarity:	Vertical	Test Voltage:	DC 12V

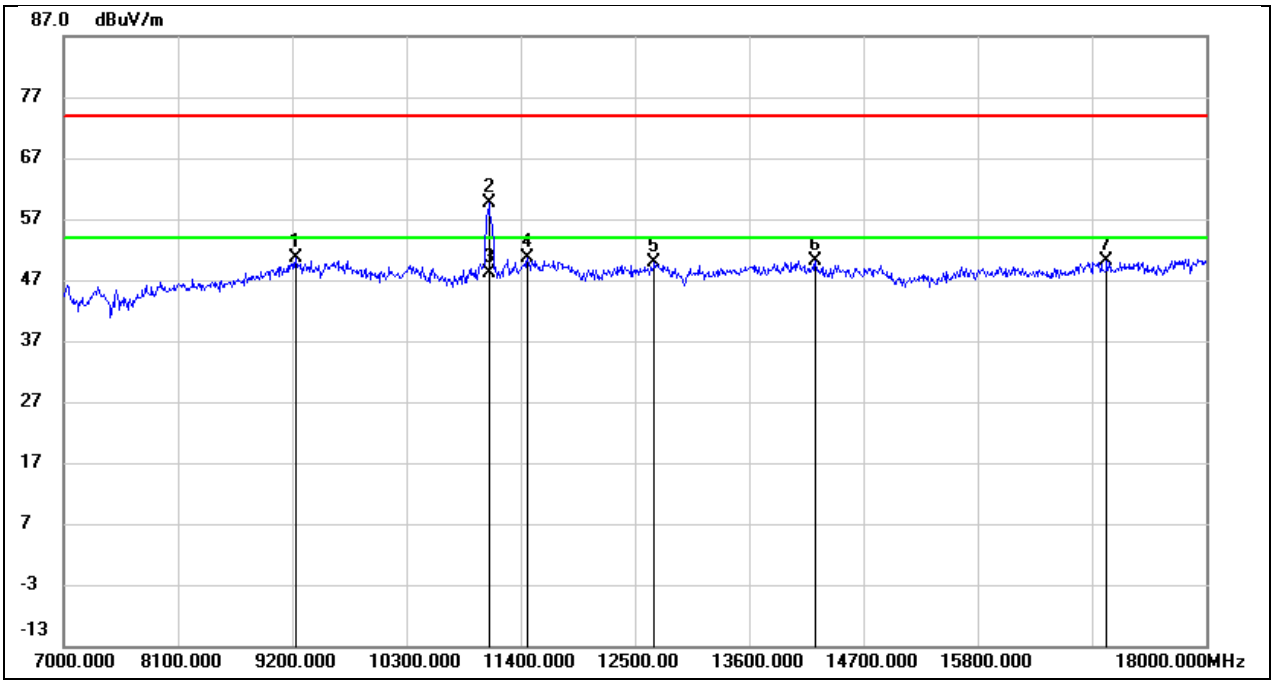

No.	Frequency (MHz)	Reading (dBuV)	Correct (dB/m)	Result (dBuV/m)	Limit (dBuV/m)	Margin (dB)	Remark
1	9233.000	38.71	11.81	50.52	74.00	-23.48	peak
2	11092.000	44.95	14.56	59.51	74.00	-14.49	peak
3	11092.000	33.49	14.56	48.05	54.00	-5.95	AVG
4	11466.000	34.28	16.26	50.54	74.00	-23.46	peak
5	12687.000	31.27	18.50	49.77	74.00	-24.23	peak
6	14238.000	28.66	21.38	50.04	74.00	-23.96	peak
7	17043.000	25.72	24.32	50.04	74.00	-23.96	peak

This report shall not be reproduced except in full, without the written approval of UL Verification Services (Guangzhou) Co., Ltd, Song Shan Lake Branch.

Test Mode:	802.11n HT40	Frequency(MHz):	5670
Polarity:	Horizontal	Test Voltage:	DC 12V

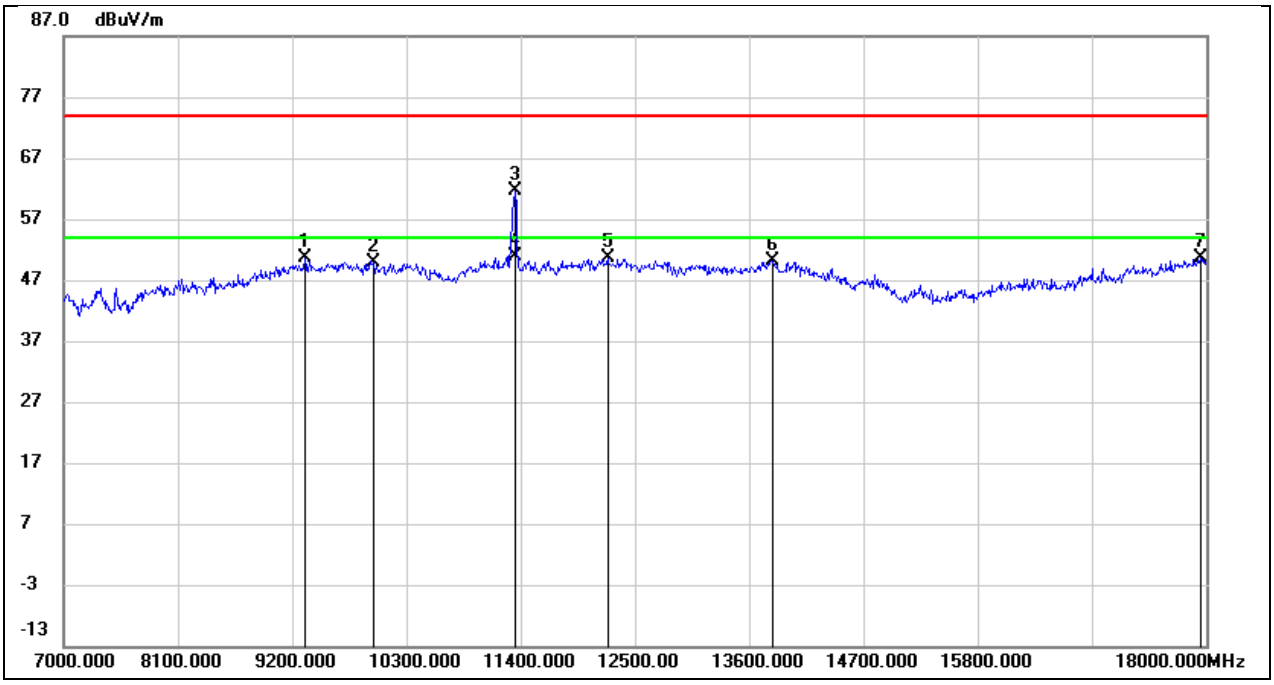

No.	Frequency (MHz)	Reading (dBuV)	Correct (dB/m)	Result (dBuV/m)	Limit (dBuV/m)	Margin (dB)	Remark
1	9321.000	38.74	11.88	50.62	74.00	-23.38	peak
2	9981.000	36.59	13.38	49.97	74.00	-24.03	peak
3	11345.000	44.57	17.04	61.61	74.00	-12.39	peak
4	11345.000	33.76	17.04	50.80	54.00	-3.20	AVG
5	12236.000	31.70	18.89	50.59	74.00	-23.41	peak
6	13820.000	27.43	22.70	50.13	74.00	-23.87	peak
7	17945.000	21.85	28.83	50.68	74.00	-23.32	peak

This report shall not be reproduced except in full, without the written approval of UL Verification Services (Guangzhou) Co., Ltd, Song Shan Lake Branch.

Test Mode:	802.11n HT40	Frequency(MHz):	5670
Polarity:	Vertical	Test Voltage:	DC 12V

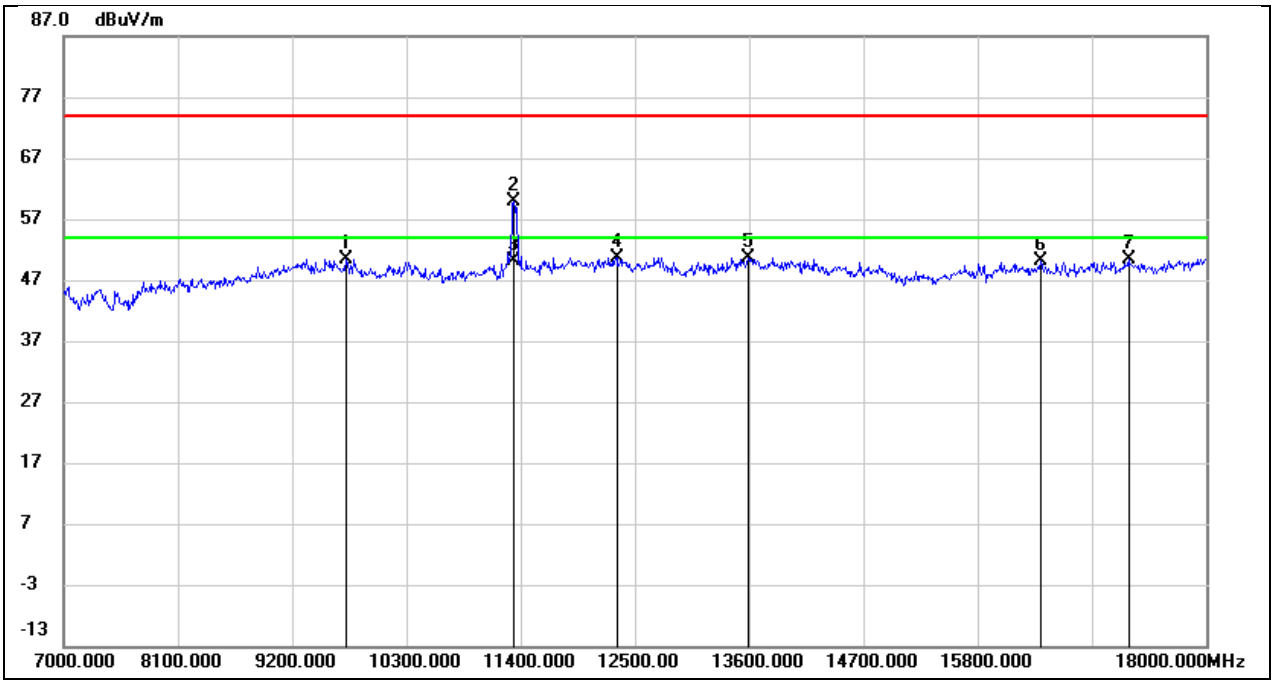

No.	Frequency (MHz)	Reading (dBuV)	Correct (dB/m)	Result (dBuV/m)	Limit (dBuV/m)	Margin (dB)	Remark
1	9717.000	37.08	13.32	50.40	74.00	-23.60	peak
2	11334.000	44.06	15.70	59.76	74.00	-14.24	peak
3	11334.000	34.43	15.70	50.13	54.00	-3.87	AVG
4	12324.000	32.69	18.01	50.70	74.00	-23.30	peak
5	13589.000	30.32	20.36	50.68	74.00	-23.32	peak
6	16405.000	26.55	23.52	50.07	74.00	-23.93	peak
7	17252.000	25.64	24.74	50.38	74.00	-23.62	peak

This report shall not be reproduced except in full, without the written approval of UL Verification Services (Guangzhou) Co., Ltd, Song Shan Lake Branch.

Test Mode:	802.11n HT40	Frequency(MHz):	5710
Polarity:	Horizontal	Test Voltage:	DC 12V

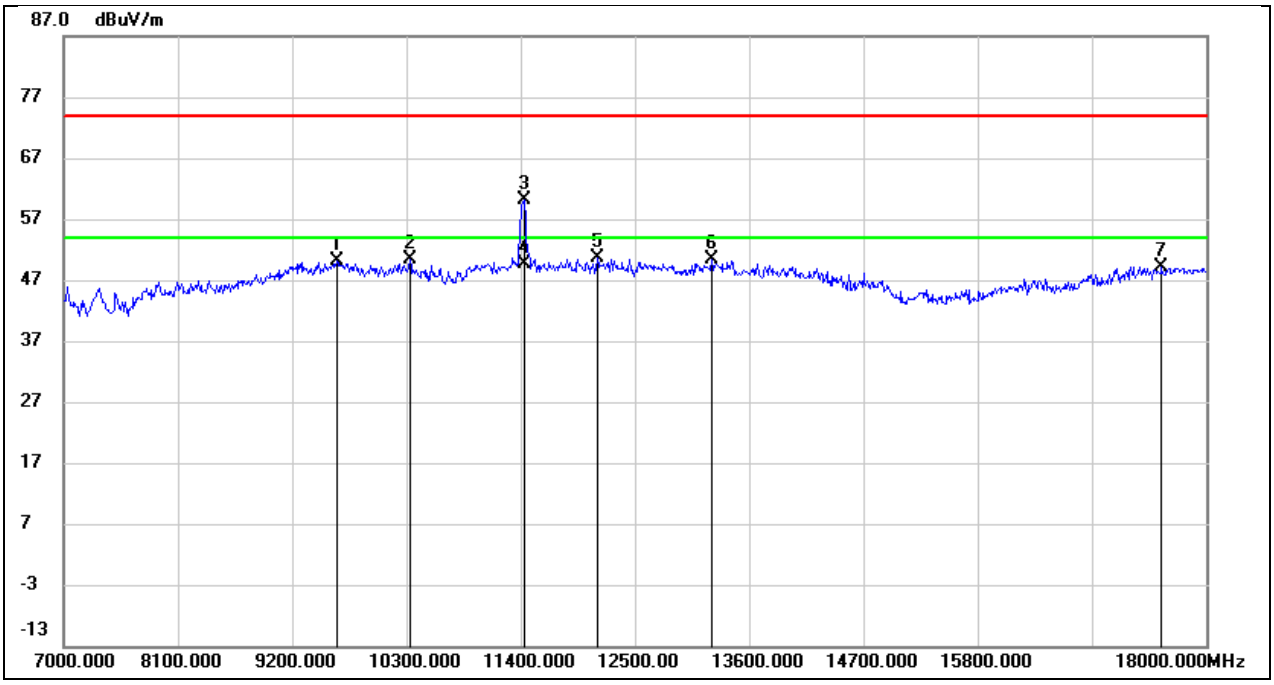

No.	Frequency (MHz)	Reading (dBuV)	Correct (dB/m)	Result (dBuV/m)	Limit (dBuV/m)	Margin (dB)	Remark
1	9629.000	36.61	13.47	50.08	74.00	-23.92	peak
2*	10333.000	37.08	13.26	50.34	68.20	-17.86	peak
3	11433.000	42.63	17.54	60.17	74.00	-13.83	peak
4	11433.000	32.16	17.54	49.70	54.00	-4.30	AVG
5	12137.000	31.79	18.80	50.59	74.00	-23.41	peak
6	13237.000	29.57	20.92	50.49	74.00	-23.51	peak
7	17571.000	24.01	25.18	49.19	74.00	-24.81	peak

This report shall not be reproduced except in full, without the written approval of UL Verification Services (Guangzhou) Co., Ltd, Song Shan Lake Branch.

Test Mode:	802.11n HT40	Frequency(MHz):	5710
Polarity:	Vertical	Test Voltage:	DC 12V

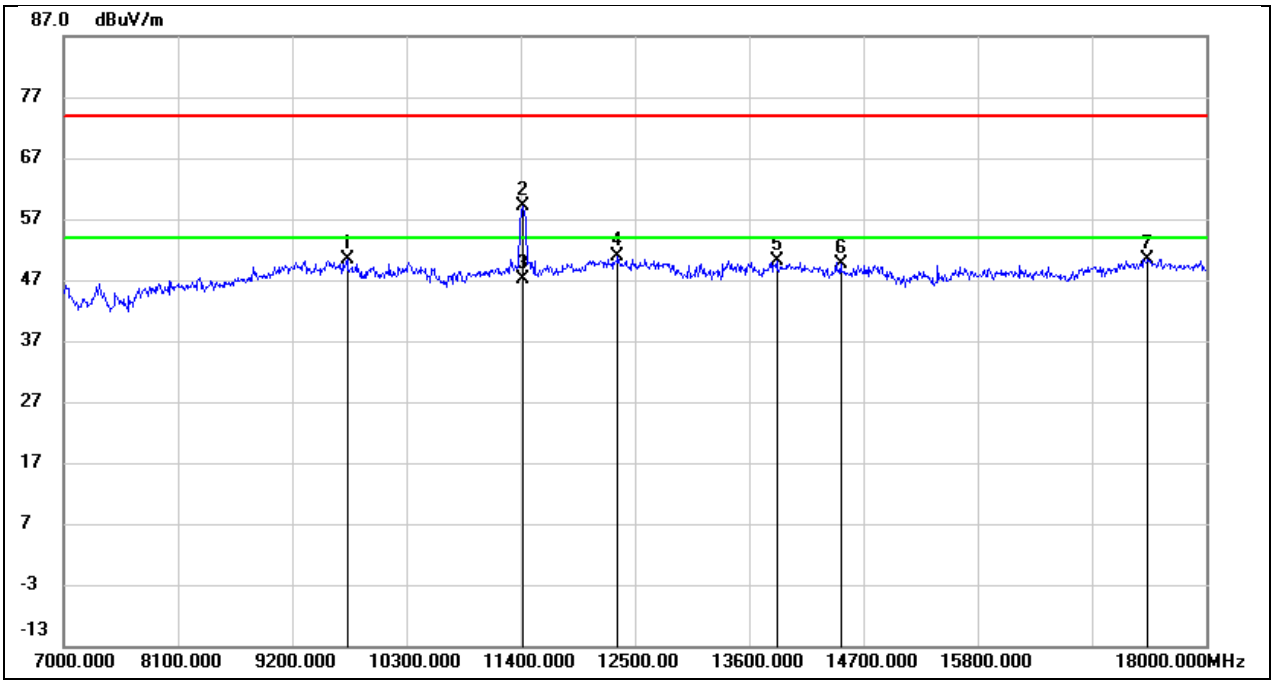

No.	Frequency (MHz)	Reading (dBuV)	Correct (dB/m)	Result (dBuV/m)	Limit (dBuV/m)	Margin (dB)	Remark
1	9728.000	37.00	13.33	50.33	74.00	-23.67	peak
2	11422.000	43.12	16.10	59.22	74.00	-14.78	peak
3	11422.000	31.15	16.10	47.25	54.00	-6.75	AVG
4	12335.000	32.95	18.03	50.98	74.00	-23.02	peak
5	13864.000	28.79	21.24	50.03	74.00	-23.97	peak
6	14480.000	28.85	20.76	49.61	74.00	-24.39	peak
7	17439.000	25.65	24.82	50.47	74.00	-23.53	peak

This report shall not be reproduced except in full, without the written approval of UL Verification Services (Guangzhou) Co., Ltd, Song Shan Lake Branch.

Test Mode:	802.11n HT40	Frequency(MHz):	5755
Polarity:	Horizontal	Test Voltage:	DC 12V

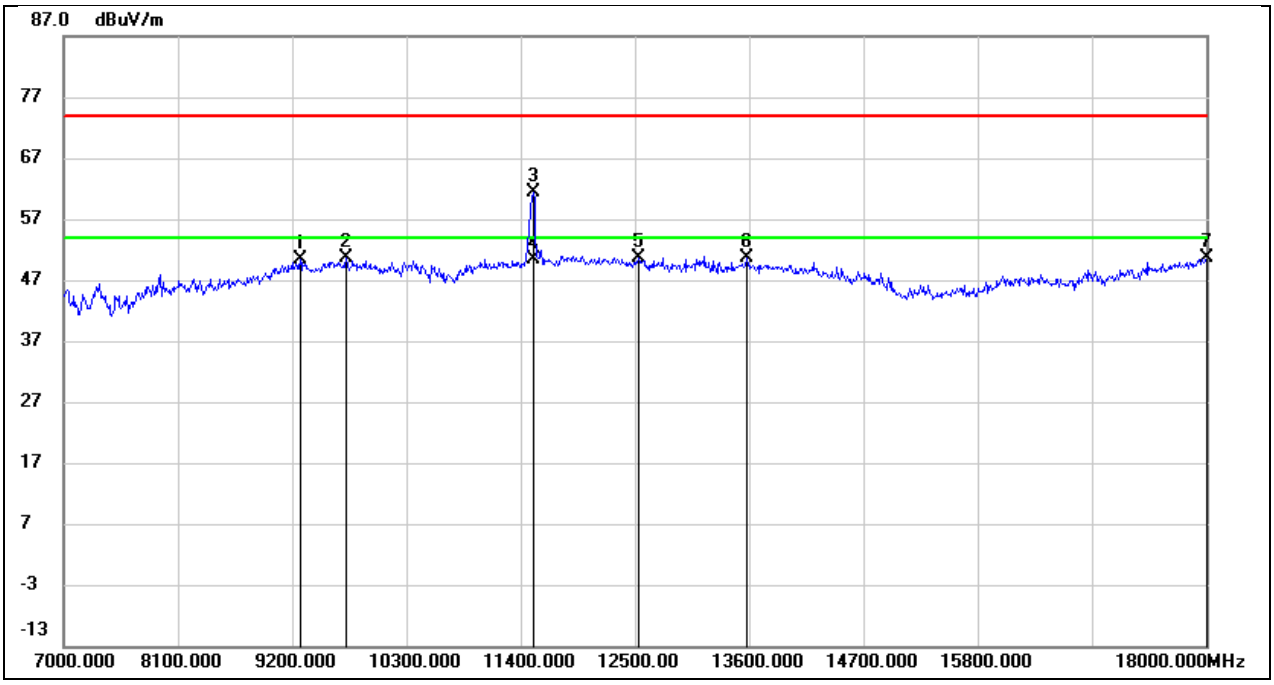

No.	Frequency (MHz)	Reading (dBuV)	Correct (dB/m)	Result (dBuV/m)	Limit (dBuV/m)	Margin (dB)	Remark
1	9277.000	38.54	11.74	50.28	74.00	-23.72	peak
2	9717.000	36.91	13.63	50.54	74.00	-23.46	peak
3	11521.000	43.44	17.94	61.38	74.00	-12.62	peak
4	11521.000	32.44	17.94	50.38	54.00	-3.62	AVG
5	12533.000	31.61	19.09	50.70	74.00	-23.30	peak
6	13578.000	28.54	22.03	50.57	74.00	-23.43	peak
7	18000.000	21.27	29.41	50.68	74.00	-23.32	peak

This report shall not be reproduced except in full, without the written approval of UL Verification Services (Guangzhou) Co., Ltd, Song Shan Lake Branch.

Test Mode:	802.11n HT40	Frequency(MHz):	5755
Polarity:	Vertical	Test Voltage:	DC 12V

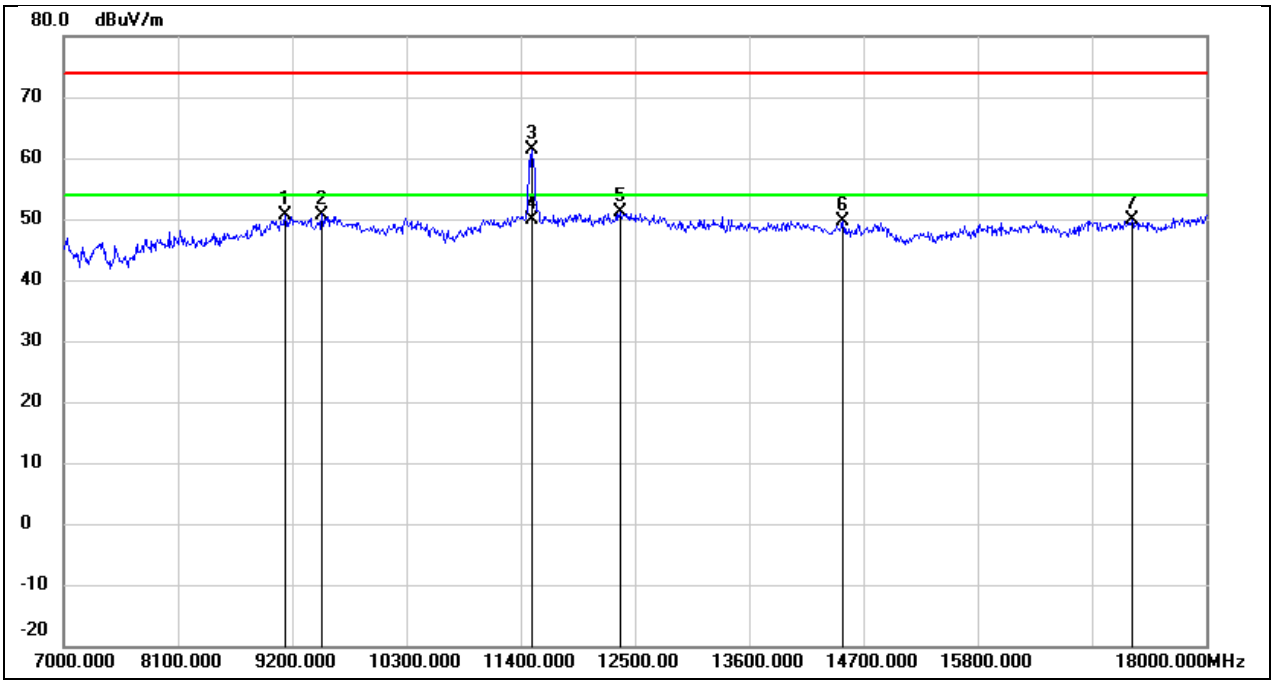

No.	Frequency (MHz)	Reading (dBuV)	Correct (dB/m)	Result (dBuV/m)	Limit (dBuV/m)	Margin (dB)	Remark
1	9134.000	39.10	11.47	50.57	74.00	-23.43	peak
2	9486.000	38.02	12.73	50.75	74.00	-23.25	peak
3	11510.000	44.88	16.42	61.30	74.00	-12.70	peak
4	11510.000	33.49	16.42	49.91	54.00	-4.09	AVG
5	12357.000	33.07	18.05	51.12	74.00	-22.88	peak
6	14502.000	28.94	20.75	49.69	74.00	-24.31	peak
7	17285.000	24.99	24.77	49.76	74.00	-24.24	peak

This report shall not be reproduced except in full, without the written approval of UL Verification Services (Guangzhou) Co., Ltd, Song Shan Lake Branch.

Test Mode:	802.11n HT40	Frequency(MHz):	5795
Polarity:	Horizontal	Test Voltage:	DC 12V

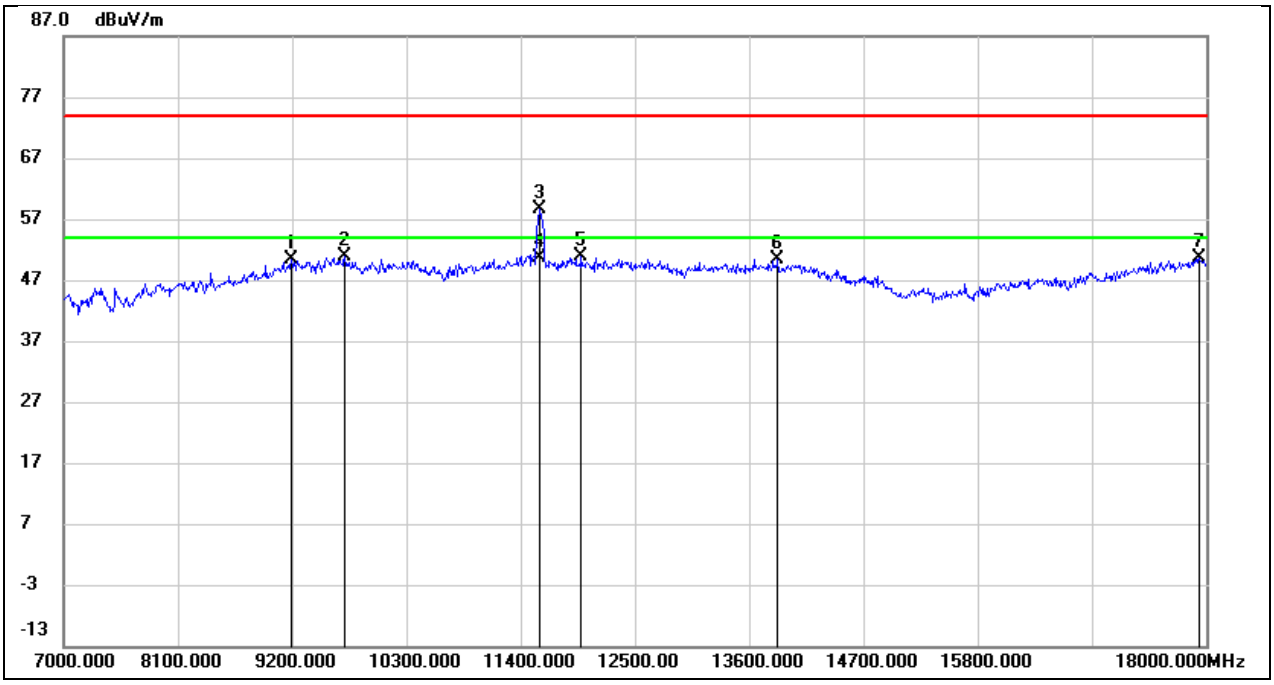

No.	Frequency (MHz)	Reading (dBuV)	Correct (dB/m)	Result (dBuV/m)	Limit (dBuV/m)	Margin (dB)	Remark
1	9189.000	39.07	11.42	50.49	74.00	-23.51	peak
2	9706.000	37.30	13.62	50.92	74.00	-23.08	peak
3	11587.000	40.57	18.14	58.71	74.00	-15.29	peak
4	11587.000	32.49	18.14	50.63	54.00	-3.37	AVG
5	11983.000	32.22	18.66	50.88	74.00	-23.12	peak
6	13875.000	27.42	22.92	50.34	74.00	-23.66	peak
7	17934.000	21.95	28.71	50.66	74.00	-23.34	peak

This report shall not be reproduced except in full, without the written approval of UL Verification Services (Guangzhou) Co., Ltd, Song Shan Lake Branch.

Test Mode:	802.11n HT40	Frequency(MHz):	5795
Polarity:	Vertical	Test Voltage:	DC 12V

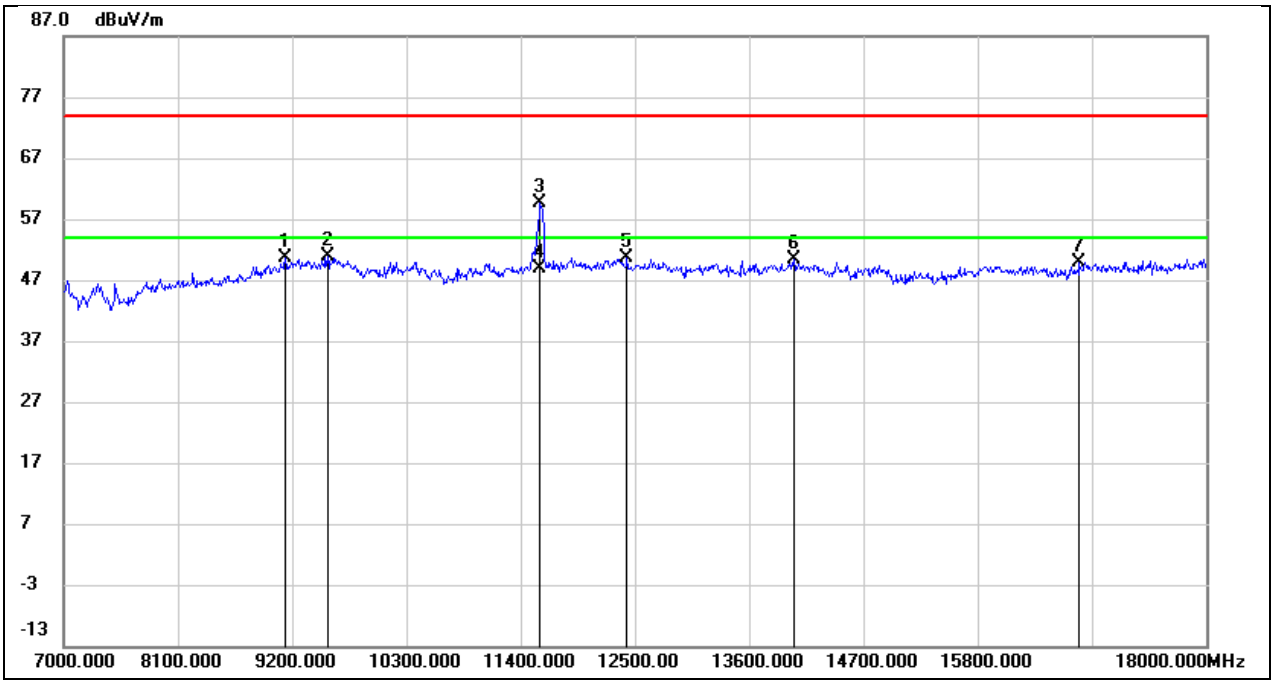

No.	Frequency (MHz)	Reading (dBuV)	Correct (dB/m)	Result (dBuV/m)	Limit (dBuV/m)	Margin (dB)	Remark
1	9134.000	39.22	11.47	50.69	74.00	-23.31	peak
2	9541.000	37.88	13.00	50.88	74.00	-23.12	peak
3	11587.000	42.87	16.71	59.58	74.00	-14.42	peak
4	11587.000	32.25	16.71	48.96	54.00	-5.04	AVG
5	12423.000	32.40	18.12	50.52	74.00	-23.48	peak
6	14029.000	28.67	21.76	50.43	74.00	-23.57	peak
7	16779.000	26.07	23.84	49.91	74.00	-24.09	peak

This report shall not be reproduced except in full, without the written approval of UL Verification Services (Guangzhou) Co., Ltd, Song Shan Lake Branch.

8.4. SPURIOUS EMISSIONS(18 GHZ~26 GHZ)

Test Mode:	802.11a 20	Frequency(MHz):	5180
Polarity:	Horizontal	Test Voltage:	DC 12V

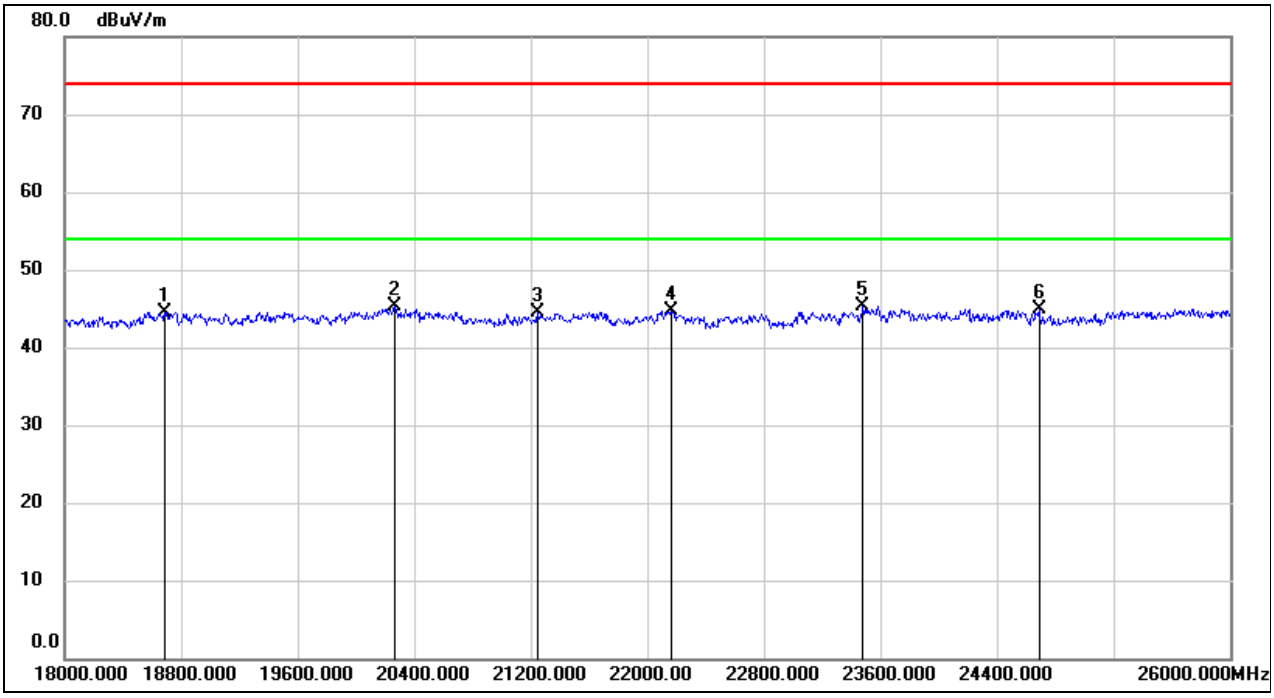

No.	Frequency (MHz)	Reading (dBuV)	Correct (dB/m)	Result (dBuV/m)	Limit (dBuV/m)	Margin (dB)	Remark
1	18688.000	49.88	-5.38	44.50	74.00	-29.50	peak
2	20264.000	50.97	-5.60	45.37	74.00	-28.63	peak
3	21248.000	49.29	-4.77	44.52	74.00	-29.48	peak
4	22160.000	49.08	-4.31	44.77	74.00	-29.23	peak
5	23480.000	48.54	-3.16	45.38	74.00	-28.62	peak
6	24688.000	47.15	-2.32	44.83	74.00	-29.17	peak

This report shall not be reproduced except in full, without the written approval of UL Verification Services (Guangzhou) Co., Ltd, Song Shan Lake Branch.

Test Mode:	802.11a 20	Frequency(MHz):	5180
Polarity:	Vertical	Test Voltage:	DC 12V

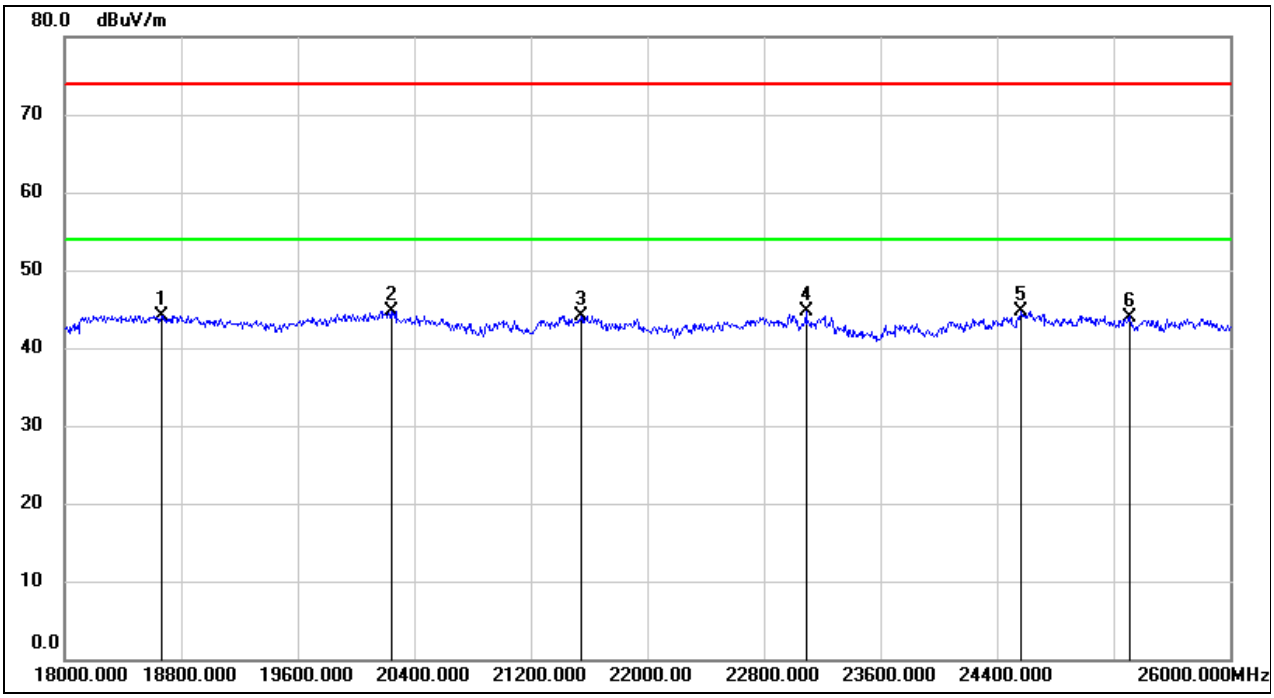

No.	Frequency (MHz)	Reading (dBuV)	Correct (dB/m)	Result (dBuV/m)	Limit (dBuV/m)	Margin (dB)	Remark
1	18664.000	49.55	-5.37	44.18	74.00	-29.82	peak
2	20240.000	50.32	-5.61	44.71	74.00	-29.29	peak
3	21544.000	48.76	-4.63	44.13	74.00	-29.87	peak
4	23088.000	48.02	-3.41	44.61	74.00	-29.39	peak
5	24568.000	47.10	-2.33	44.77	74.00	-29.23	peak
6	25312.000	45.70	-1.70	44.00	74.00	-30.00	peak

This report shall not be reproduced except in full, without the written approval of UL Verification Services (Guangzhou) Co., Ltd, Song Shan Lake Branch.

8.5. SPURIOUS EMISSIONS(26 GHZ~40 GHZ)

Test Mode:	802.11a 20	Frequency(MHz):	5180
Polarity:	Horizontal	Test Voltage:	DC 12V

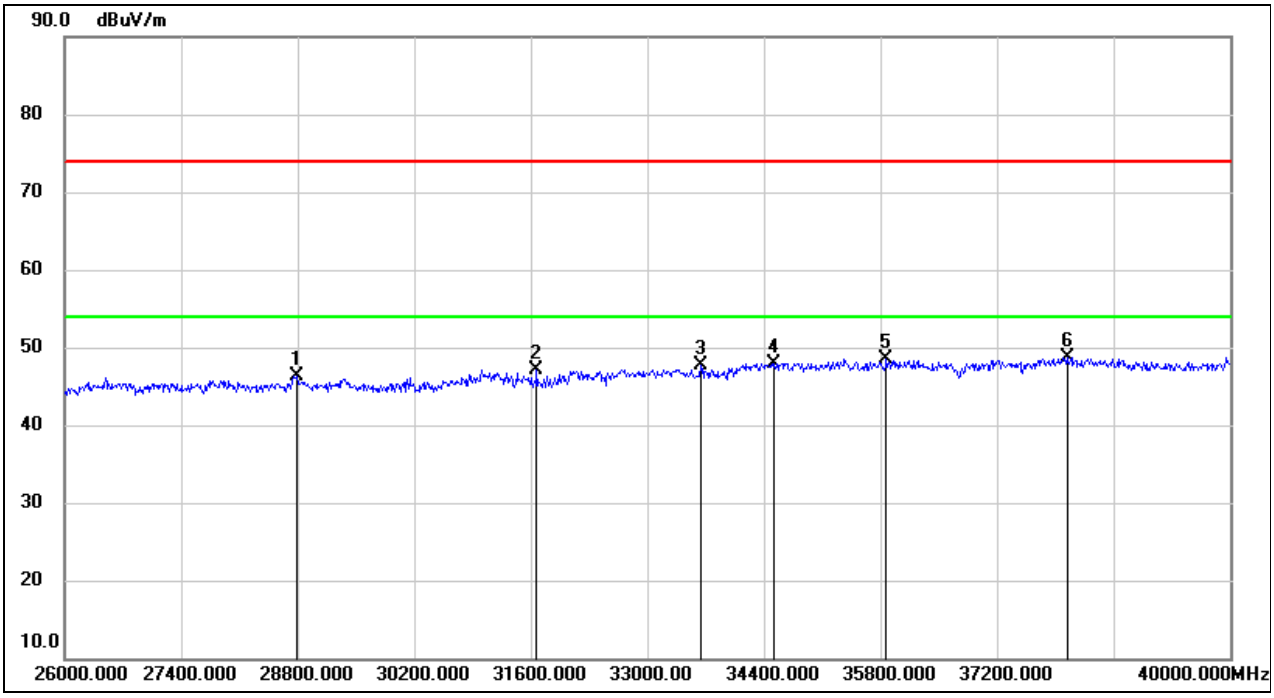

No.	Frequency (MHz)	Reading (dBuV)	Correct (dB/m)	Result (dBuV/m)	Limit (dBuV/m)	Margin (dB)	Remark
1	28786.000	46.99	-0.64	46.35	74.00	-27.65	peak
2	31670.000	48.36	-1.21	47.15	74.00	-26.85	peak
3	33644.000	47.31	0.42	47.73	74.00	-26.27	peak
4	34526.000	46.97	1.00	47.97	74.00	-26.03	peak
5	35870.000	44.83	3.75	48.58	74.00	-25.42	peak
6	38040.000	45.28	3.36	48.64	74.00	-25.36	peak

This report shall not be reproduced except in full, without the written approval of UL Verification Services (Guangzhou) Co., Ltd, Song Shan Lake Branch.

Test Mode:	802.11a 20	Frequency(MHz):	5180
Polarity:	Vertical	Test Voltage:	DC 12V

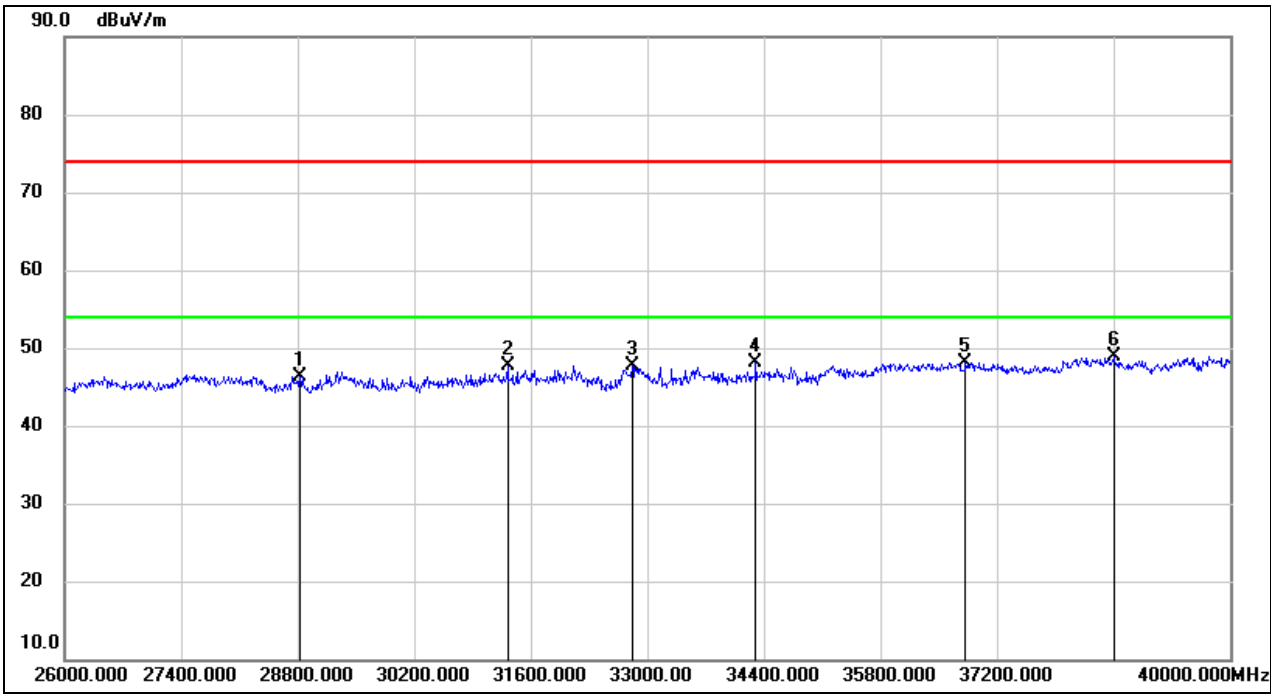

No.	Frequency (MHz)	Reading (dBuV)	Correct (dB/m)	Result (dBuV/m)	Limit (dBuV/m)	Margin (dB)	Remark
1	28828.000	47.13	-0.79	46.34	74.00	-27.66	peak
2	31320.000	48.61	-0.93	47.68	74.00	-26.32	peak
3	32818.000	48.81	-1.08	47.73	74.00	-26.27	peak
4	34302.000	46.95	1.10	48.05	74.00	-25.95	peak
5	36822.000	45.07	2.97	48.04	74.00	-25.96	peak
6	38600.000	45.20	3.76	48.96	74.00	-25.04	peak

This report shall not be reproduced except in full, without the written approval of UL Verification Services (Guangzhou) Co., Ltd, Song Shan Lake Branch.

8.6. SPURIOUS EMISSIONS(9 KHZ~30 MHZ)

Test Mode:	802.11a20	Frequency(MHz):	5180
Polarity:	Horizontal	Test Voltage:	DC 12V

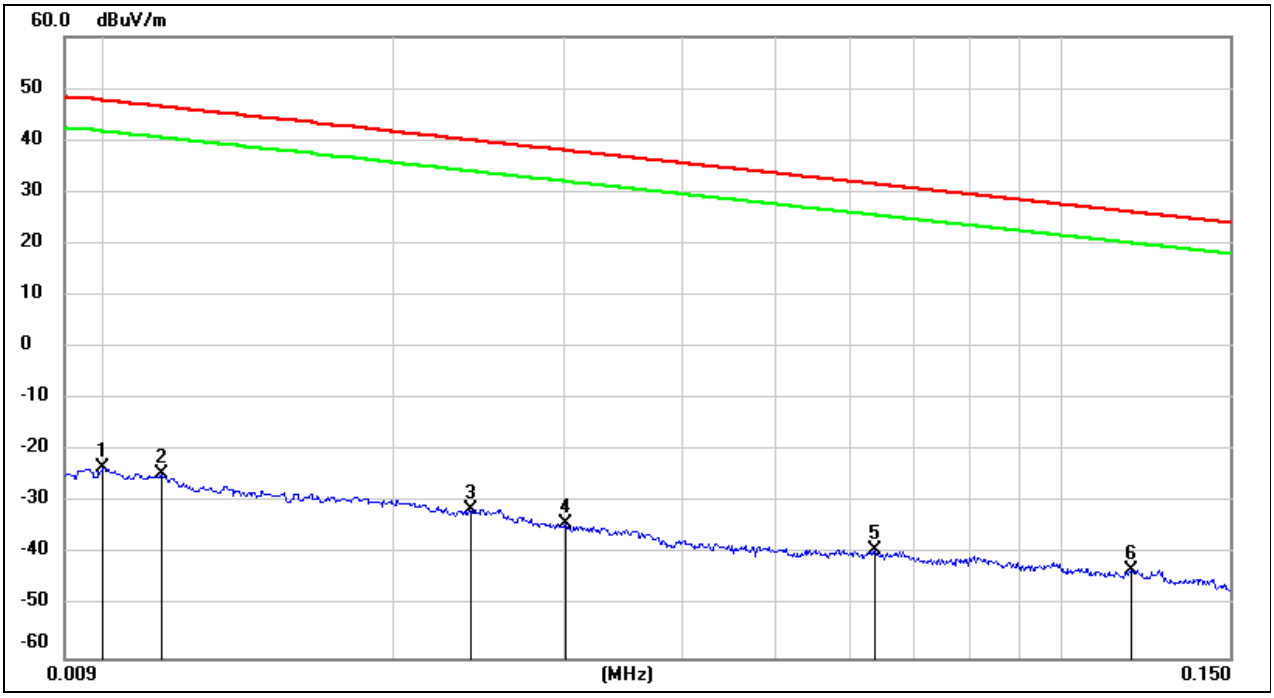

No.	Frequency	Reading	Correct	FCC Result	FCC Limit	ISED Result	ISED Limit	Margin	Remark
	(MHz)	(dBuV)	(dB/m)	(dBuV/m)	(dBuV/m)	(dBuA/m)	(dBuA/m)	(dB)	
1	0.0100	78.22	-101.40	-23.18	47.6	-74.68	-3.90	-70.78	peak
2	0.0114	76.88	-101.40	-24.52	46.46	-76.02	-5.04	-70.98	peak
3	0.0240	70.05	-101.36	-31.31	40	-82.81	-11.50	-71.31	peak
4	0.0302	67.43	-101.39	-33.96	38	-85.46	-13.50	-71.96	peak
5	0.0636	62.31	-101.54	-39.23	31.53	-90.73	-19.97	-70.76	peak
6	0.1183	58.68	-101.74	-43.06	26.14	-94.56	-25.36	-69.20	peak

This report shall not be reproduced except in full, without the written approval of UL Verification Services (Guangzhou) Co., Ltd, Song Shan Lake Branch.

Test Mode:	802.11a20	Frequency(MHz):	5180
Polarity:	Horizontal	Test Voltage:	DC 12V

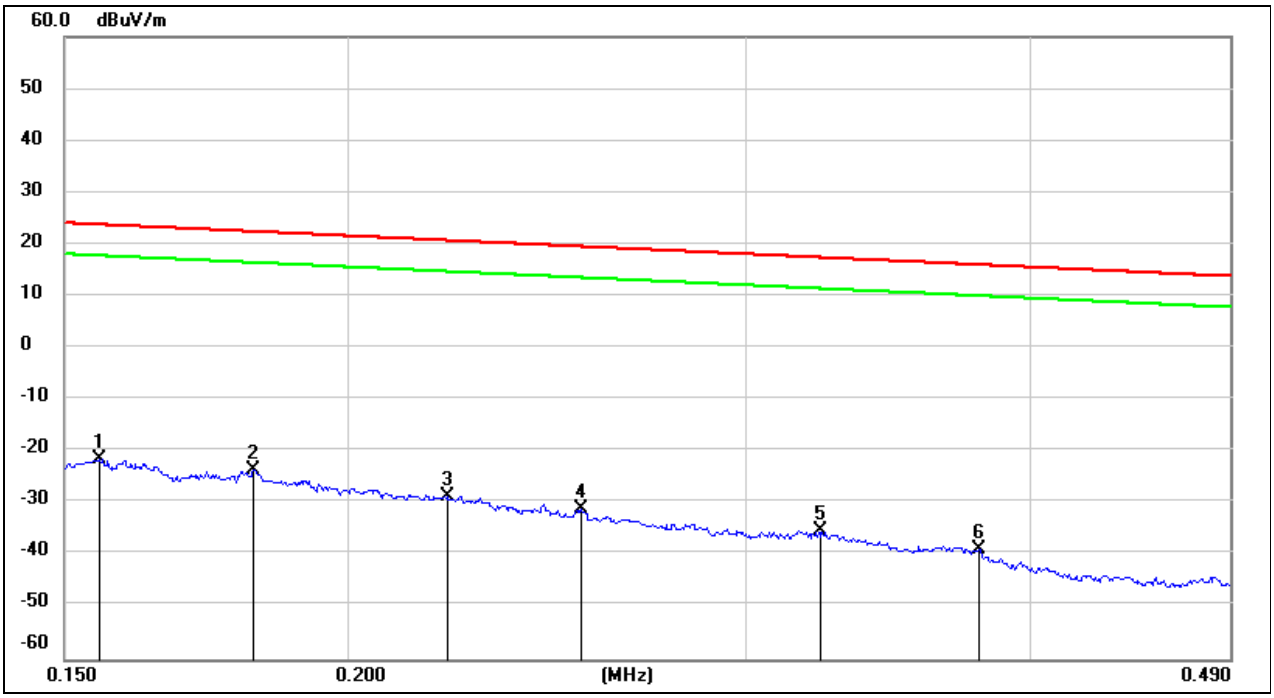

No.	Frequency	Reading	Correct	FCC Result	FCC Limit	ISED Result	ISED Limit	Margin	Remark
	(MHz)	(dBuV)	(dB/m)	(dBuV/m)	(dBuV/m)	(dBuA/m)	(dBuA/m)	(dB)	
1	0.1554	80.27	-101.65	-21.38	23.77	-72.88	-27.73	-45.15	peak
2	0.1817	78.03	-101.68	-23.65	22.42	-75.15	-29.08	-46.07	peak
3	0.2214	73.11	-101.75	-28.64	20.7	-80.14	-30.80	-49.34	peak
4	0.2534	70.64	-101.80	-31.16	19.52	-82.66	-31.98	-50.68	peak
5	0.3234	66.48	-101.88	-35.4	17.41	-86.90	-34.09	-52.81	peak
6	0.3800	63.02	-101.94	-38.92	16.01	-90.42	-35.49	-54.93	peak

This report shall not be reproduced except in full, without the written approval of UL Verification Services (Guangzhou) Co., Ltd, Song Shan Lake Branch.

Test Mode:	802.11a20	Frequency(MHz):	5180
Polarity:	Horizontal	Test Voltage:	DC 12V

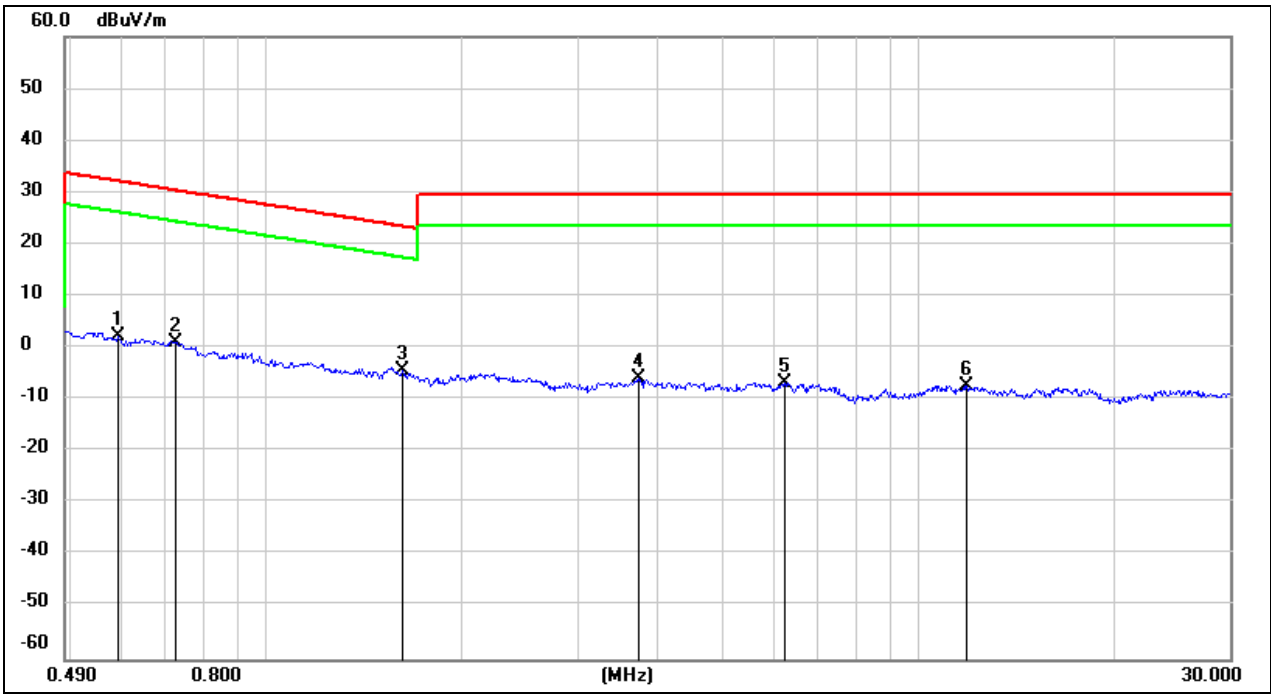

No.	Frequency	Reading	Correct	FCC Result	FCC Limit	ISED Result	ISED Limit	Margin	Remark
	(MHz)	(dBuV)	(dB/m)	(dBuV/m)	(dBuV/m)	(dBuA/m)	(dBuA/m)	(dB)	
1	0.5917	64.24	-62.08	2.16	32.16	-49.34	-19.34	-30.00	peak
2	0.7258	63.11	-62.11	1	30.39	-50.50	-21.11	-29.39	peak
3	1.6149	57.62	-62.00	-4.38	23.44	-55.88	-28.06	-27.82	peak
4	3.7100	55.70	-61.41	-5.71	29.54	-57.21	-21.96	-35.25	peak
5	6.2445	54.63	-61.32	-6.69	29.54	-58.19	-21.96	-36.23	peak
6	11.8513	53.56	-60.88	-7.32	29.54	-58.82	-21.96	-36.86	peak

This report shall not be reproduced except in full, without the written approval of UL Verification Services (Guangzhou) Co., Ltd, Song Shan Lake Branch.

8.7. SPURIOUS EMISSIONS(30 MHZ~1 GHZ)

Test Mode:	802.11a 20	Frequency(MHz):	5180
Polarity:	Horizontal	Test Voltage:	DC 12V

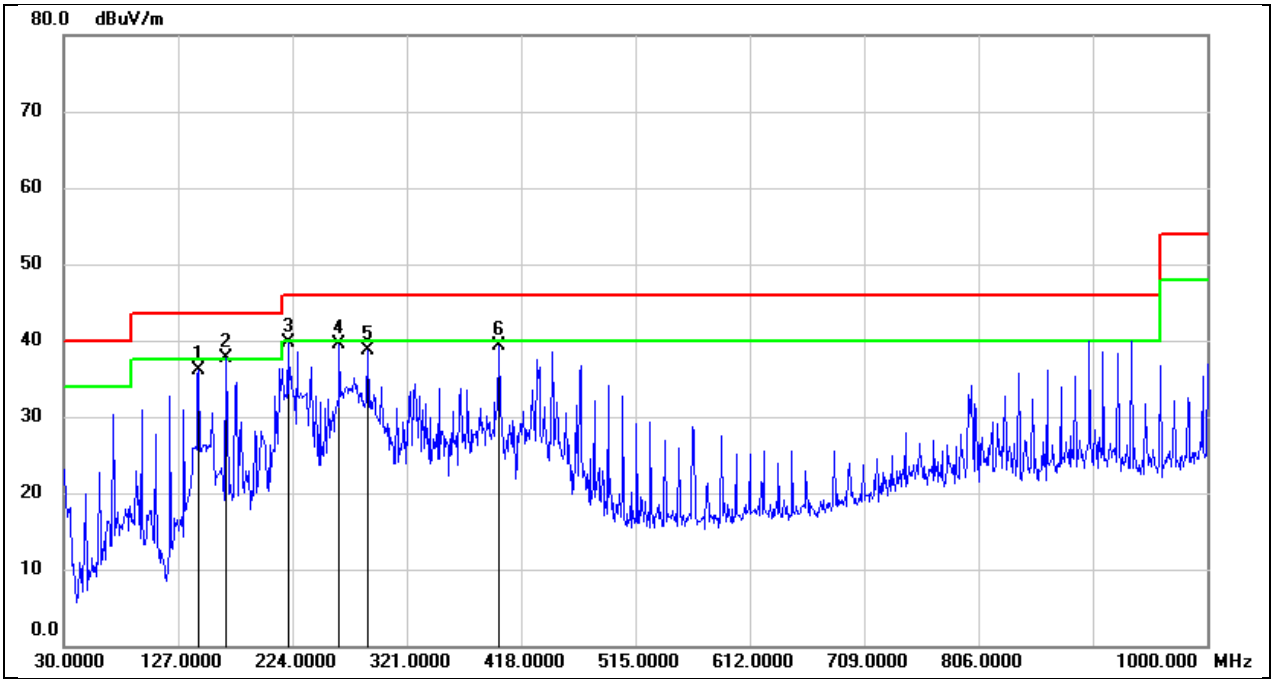

No.	Frequency (MHz)	Reading (dBuV)	Correct (dB/m)	Result (dBuV/m)	Limit (dBuV/m)	Margin (dB)	Remark
1	144.4600	49.57	-13.42	36.15	43.50	-7.35	QP
2	167.7400	49.41	-11.71	37.70	43.50	-5.80	QP
3	220.1200	52.39	-12.69	39.70	46.00	-6.30	QP
4	263.7700	53.02	-13.59	39.43	46.00	-6.57	QP
5	288.0200	50.59	-11.98	38.61	46.00	-7.39	QP
6	399.5700	48.71	-9.31	39.40	46.00	-6.60	QP

This report shall not be reproduced except in full, without the written approval of UL Verification Services (Guangzhou) Co., Ltd, Song Shan Lake Branch.

Test Mode:	802.11a 20	Frequency(MHz):	5180
Polarity:	Vertical	Test Voltage:	DC 12V

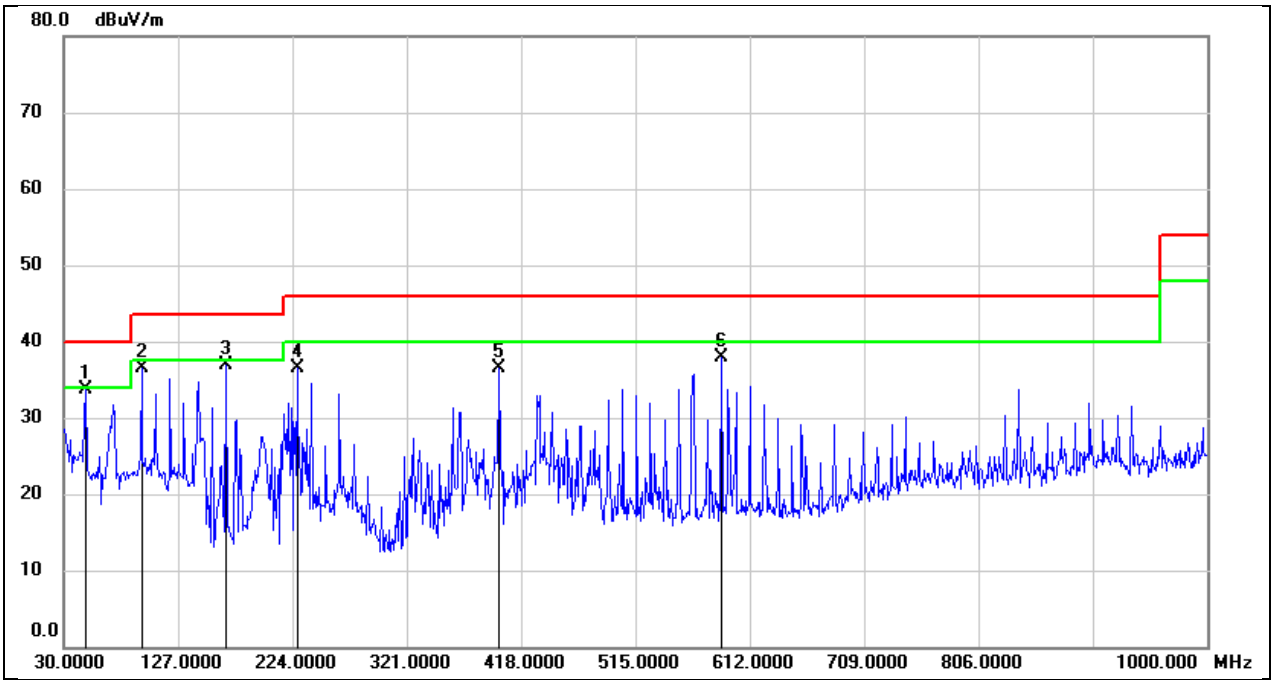

No.	Frequency (MHz)	Reading (dBuV)	Correct (dB/m)	Result (dBuV/m)	Limit (dBuV/m)	Margin (dB)	Remark
1	48.4300	48.96	-15.16	33.80	40.00	-6.20	QP
2	95.9600	52.98	-16.48	36.50	43.50	-7.00	QP
3	167.7400	48.57	-11.71	36.86	43.50	-6.64	QP
4	227.8800	49.50	-13.03	36.47	46.00	-9.53	QP
5	399.5700	45.83	-9.31	36.52	46.00	-9.48	QP
6	587.7500	44.07	-6.07	38.00	46.00	-8.00	QP

This report shall not be reproduced except in full, without the written approval of UL Verification Services (Guangzhou) Co., Ltd, Song Shan Lake Branch.

9. AC POWER LINE CONDUCTED EMISSION

LIMITS

Please refer to CFR 47 FCC §15.207 (a) and ISED RSS-Gen Clause 8.8

FREQUENCY (MHz)	Quasi-peak	Average
0.15 -0.5	66 - 56 *	56 - 46 *
0.50 -5.0	56.00	46.00
5.0 -30.0	60.00	50.00

TEST PROCEDURE

Refer to ANSI C63.10-2013 clause 6.2.

The EUT is put on a table of non-conducting material that is 80 cm high. The vertical conducting wall of shielding is located 40 cm to the rear of the EUT. The power line of the EUT is connected to the AC mains through a Artificial Mains Network (A.M.N.). A EMI Measurement Receiver (R&S Test Receiver ESR3) is used to test the emissions from both sides of AC line. According to the requirements in Section 6.2 of ANSI C63.10-2013.Conducted emissions from the EUT measured in the frequency range between 0.15 MHz and 30 MHz using CISPR Quasi-Peak and average detector mode. The bandwidth of EMI test receiver is set at 9 kHz.

The arrangement of the equipment is installed to meet the standards and operating in a manner, which tends to maximize its emission characteristics in a normal application.

TEST SETUP

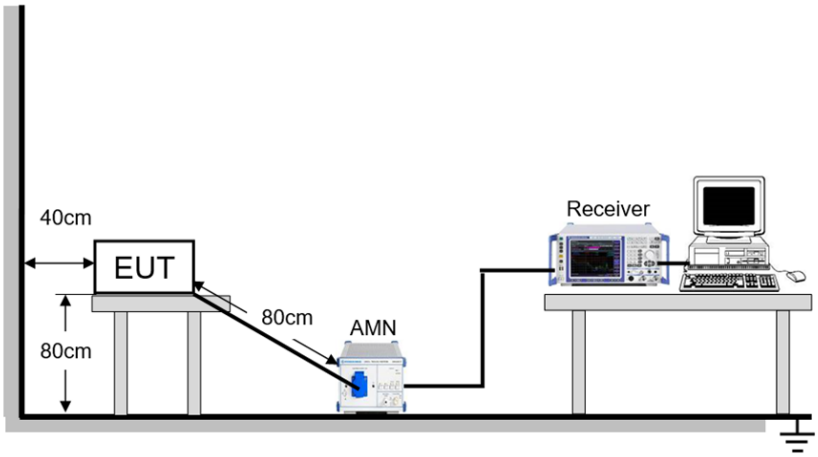

TEST ENVIRONMENT

Temperature	25.0℃	Relative Humidity	61.0%

This report shall not be reproduced except in full, without the written approval of UL Verification Services (Guangzhou) Co., Ltd, Song Shan Lake Branch.

Atmosphere Pressure	101kPa	Test Voltage	AC 120V 60 Hz

TEST DATE / ENGINEER

Test Date	October 22, 2024	Test By	Johnson Liu

This report shall not be reproduced except in full, without the written approval of UL Verification Services (Guangzhou) Co., Ltd, Song Shan Lake Branch.

TEST RESULTS

Test Mode:	802.11a	Frequency(MHz):	5180
Line:	Line		

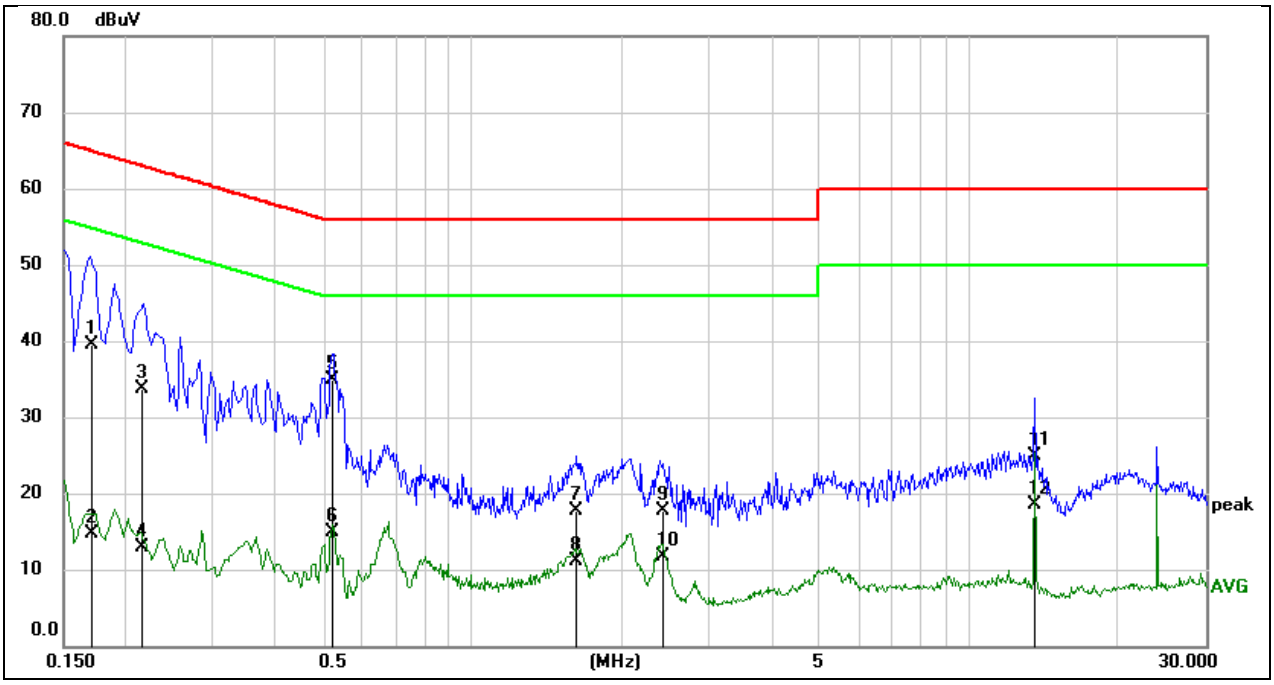

No.	Frequency (MHz)	Reading (dBuV)	Correct (dB)	Result (dBuV)	Limit (dBuV)	Margin (dB)	Remark
1	0.1720	29.33	10.20	39.53	64.86	-25.33	QP
2	0.1720	4.48	10.20	14.68	54.86	-40.18	AVG
3	0.2146	23.66	10.13	33.79	63.03	-29.24	QP
4	0.2146	2.72	10.13	12.85	53.03	-40.18	AVG
5	0.5231	24.90	10.04	34.94	56.00	-21.06	QP
6	0.5231	4.87	10.04	14.91	46.00	-31.09	AVG
7	1.6193	7.82	9.96	17.78	56.00	-38.22	QP
8	1.6193	1.12	9.96	11.08	46.00	-34.92	AVG
9	2.4069	7.60	10.10	17.70	56.00	-38.30	QP
10	2.4069	1.66	10.10	11.76	46.00	-34.24	AVG
11	13.5600	14.23	10.58	24.81	60.00	-35.19	QP
12	13.5600	7.98	10.58	18.56	50.00	-31.44	AVG

Note:
1. Result = Reading + Correct Factor.
2. If QP Result complies with AV limit, AV Result is deemed to comply with AV limit.
3. Test setup: RBW: 200 Hz (9 kHz ~ 150 kHz), 9 kHz (150 kHz ~ 30 MHz).
4. Step size: 80 Hz (0.009 MHz ~ 0.15 MHz), 4 kHz (0.15 MHz ~ 30 MHz), Scan time: auto.

Note: All the modes have been tested, only the worst data was recorded in the report.

This report shall not be reproduced except in full, without the written approval of UL Verification Services (Guangzhou) Co., Ltd, Song Shan Lake Branch.

Test Mode:	802.11a	Frequency(MHz):	5180
Line:	Neutral		

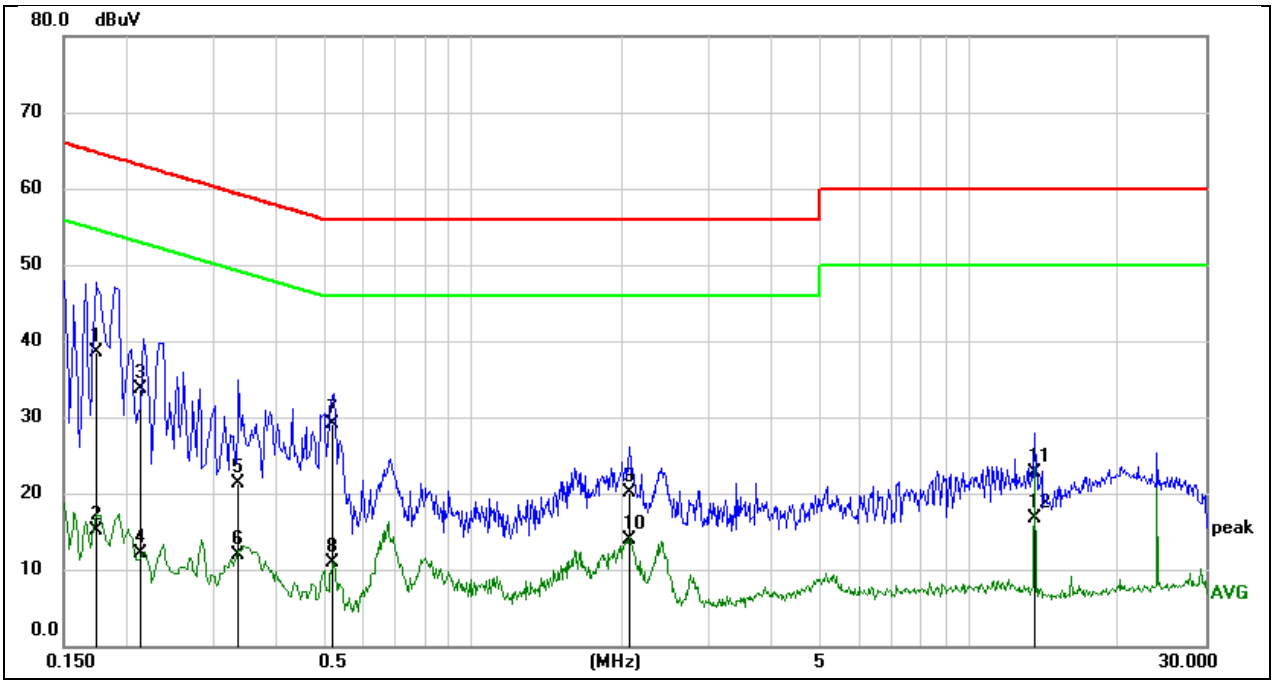

No.	Frequency (MHz)	Reading (dBuV)	Correct (dB)	Result (dBuV)	Limit (dBuV)	Margin (dB)	Remark
1	0.1732	28.39	10.19	38.58	64.81	-26.23	QP
2	0.1732	4.92	10.19	15.11	54.81	-39.70	AVG
3	0.2132	23.59	10.14	33.73	63.08	-29.35	QP
4	0.2132	2.05	10.14	12.19	53.08	-40.89	AVG
5	0.3367	11.18	10.09	21.27	59.28	-38.01	QP
6	0.3367	1.89	10.09	11.98	49.28	-37.30	AVG
7	0.5219	19.10	10.04	29.14	56.00	-26.86	QP
8	0.5219	0.82	10.04	10.86	46.00	-35.14	AVG
9	2.0767	10.10	10.05	20.15	56.00	-35.85	QP
10	2.0767	3.87	10.05	13.92	46.00	-32.08	AVG
11	13.5600	12.11	10.58	22.69	60.00	-37.31	QP
12	13.5600	6.07	10.58	16.65	50.00	-33.35	AVG

Note:
1. Result = Reading + Correct Factor.
2. If QP Result complies with AV limit, AV Result is deemed to comply with AV limit.
3. Test setup: RBW: 200 Hz (9 kHz ~ 150 kHz), 9 kHz (150 kHz ~ 30 MHz).
4. Step size: 80 Hz (0.009 MHz ~ 0.15 MHz), 4 kHz (0.15 MHz ~ 30 MHz), Scan time: auto.

Note: All the modes have been tested, only the worst data was recorded in the report.

This report shall not be reproduced except in full, without the written approval of UL Verification Services (Guangzhou) Co., Ltd, Song Shan Lake Branch.

10. ANTENNA REQUIREMENT

REQUIREMENT

Please refer to FCC part 15.203
An intentional radiator shall be designed to ensure that no antenna other than that furnished by the responsible party shall be used with the device. The use of a permanently attached antenna or of an antenna that uses a unique coupling to the intentional radiator shall be considered sufficient to comply with the provisions of this section. The manufacturer may design the unit so that a broken antenna can be replaced by the user, but the use of a standard antenna jack or electrical connector is prohibited.

Please refer to FCC part 15.407(a)
For an indoor access point operating in the band 5.15-5.25 GHz, the maximum conducted output power over the frequency band of operation shall not exceed 1 W provided the maximum antenna gain does not exceed 6 dBi. In addition, the maximum power spectral density shall not exceed 17 dBm in any 1 megahertz band. If transmitting antennas of directional gain greater than 6 dBi are used, both the maximum conducted output power and the maximum power spectral density shall be reduced by the amount in dB that the directional gain of the antenna exceeds 6 dBi.

DESCRIPTION

Pass

This report shall not be reproduced except in full, without the written approval of UL Verification Services (Guangzhou) Co., Ltd, Song Shan Lake Branch.

11. TEST DATA

11.1. APPENDIX A: EMISSION BANDWIDTH

11.1.1. Test Result

Test Mode	Antenna	Frequency[MHz]	26db EBW [MHz]	FL[MHz]	FH[MHz]
11A	Ant1	5180	23.48	5168.24	5191.72
		5200	22.52	5188.56	5211.08
		5240	22.92	5229.16	5252.08
		5260	27.24	5245.04	5272.28
		5280	23.72	5267.40	5291.12
		5320	25.24	5306.88	5332.12
		5500	24.64	5487.84	5512.48
		5580	24.80	5567.48	5592.28
		5700	25.56	5687.00	5712.56
		5720	25.84	5706.88	5732.72
		5720_UNII-2C	18.12	5706.88	5725
		5720_UNII-3	7.72	5725	5732.72
		5745	23.96	5732.12	5756.08
		5785	26.68	5771.08	5797.76
		5825	24.48	5813.36	5837.84
11N20SISO	Ant1	5180	24.60	5167.56	5192.16
		5200	24.76	5187.48	5212.24
		5240	25.20	5227.36	5252.56
		5260	25.88	5246.16	5272.04
		5280	25.44	5266.92	5292.36
		5320	26.32	5306.24	5332.56
		5500	27.08	5486.84	5513.92
		5580	25.56	5567.08	5592.64
		5700	24.64	5687.36	5712.00
		5720	27.08	5706.84	5733.92
		5720_UNII-2C	18.16	5706.84	5725
		5720_UNII-3	8.92	5725	5733.92
		5745	25.44	5732.36	5757.80
		5785	27.96	5770.84	5798.80
		5825	25.16	5812.60	5837.76
11N40SISO	Ant1	5190	48.64	5165.92	5214.56
		5230	47.92	5205.76	5253.68
		5270	47.04	5246.40	5293.44
		5310	45.92	5287.20	5333.12
		5510	48.24	5486.24	5534.48
		5550	47.92	5526.32	5574.24
		5670	48.56	5646.08	5694.64
		5710	47.52	5686.40	5733.92
		5710_UNII-2C	38.6	5686.40	5725
		5710_UNII-3	8.92	5725	5733.92
		5755	48.40	5730.92	5779.32
		5795	47.60	5770.92	5818.52

This report shall not be reproduced except in full, without the written approval of UL Verification Services (Guangzhou) Co., Ltd, Song Shan Lake Branch.

11.1.2. Test Graphs

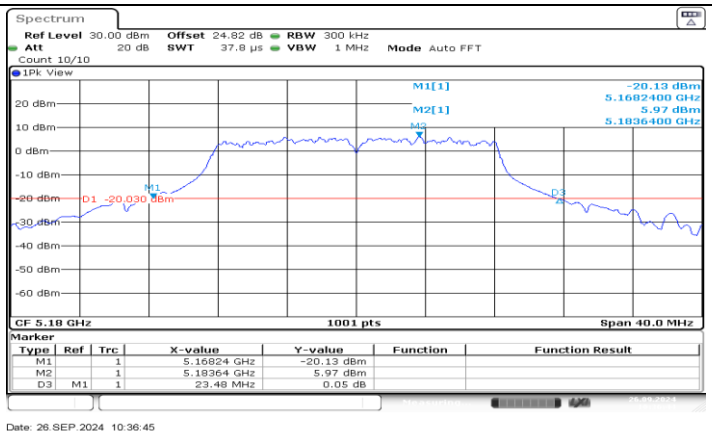

11A_Ant1_5180

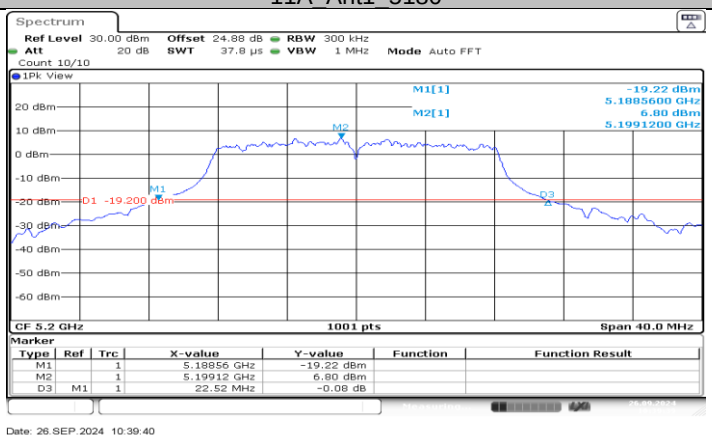

11A_Ant1_5200

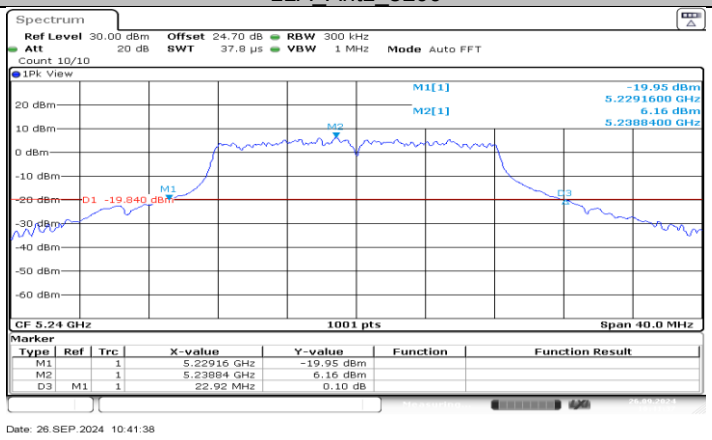

11A_Ant1_5240

This report shall not be reproduced except in full, without the written approval of UL Verification Services (Guangzhou) Co., Ltd, Song Shan Lake Branch.

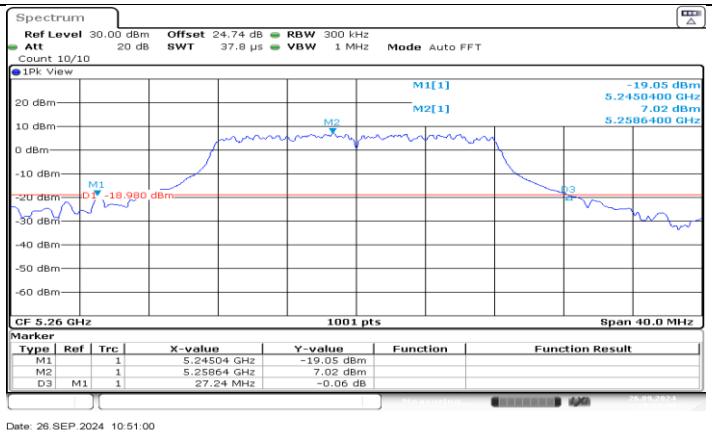

11A_Ant1_5260

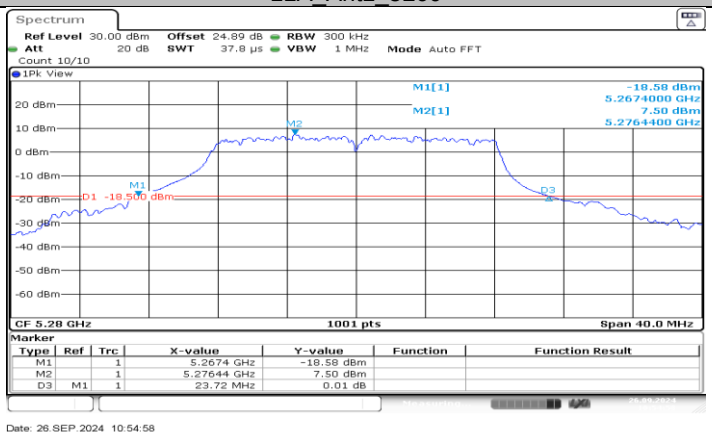

11A_Ant1_5280

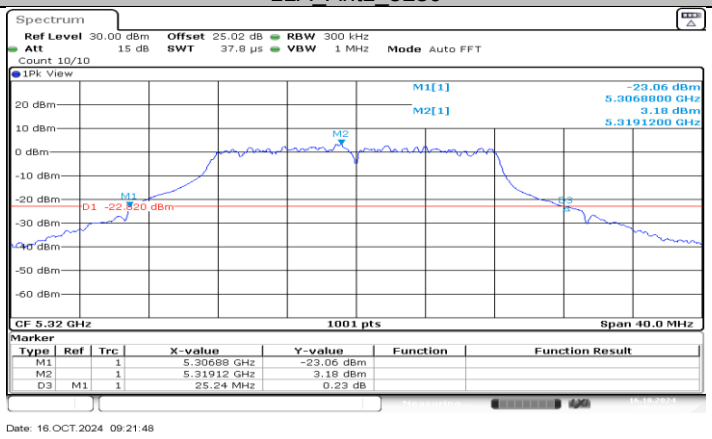

11A_Ant1_5320

This report shall not be reproduced except in full, without the written approval of UL Verification Services (Guangzhou) Co., Ltd, Song Shan Lake Branch.

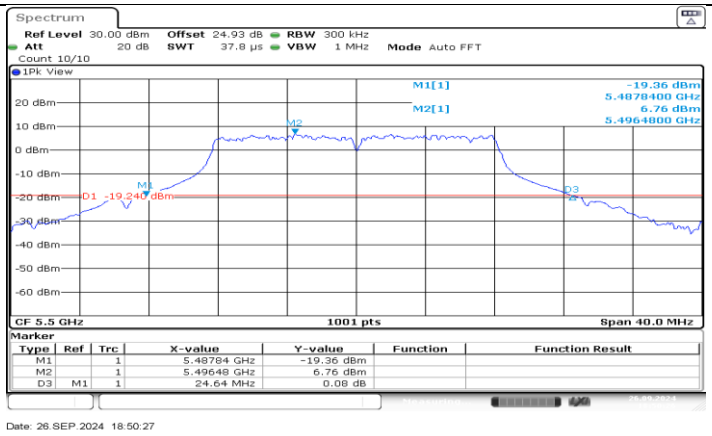

11A_Ant1_5500

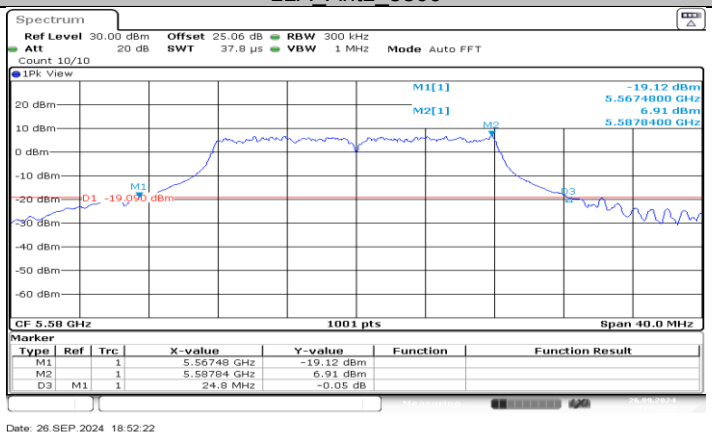

11A_Ant1_5580

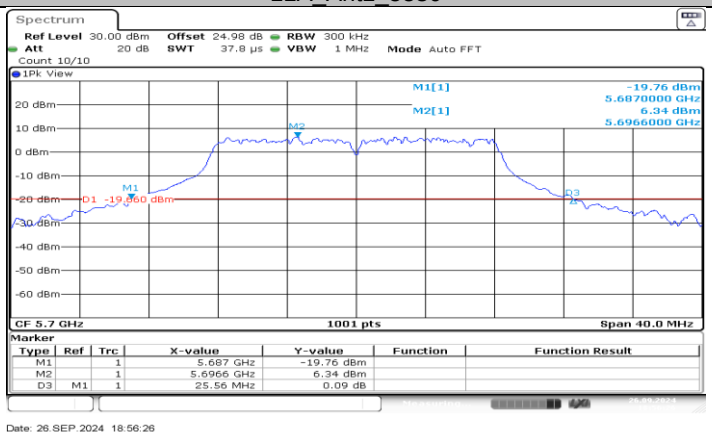

11A_Ant1_5700

This report shall not be reproduced except in full, without the written approval of UL Verification Services (Guangzhou) Co., Ltd, Song Shan Lake Branch.

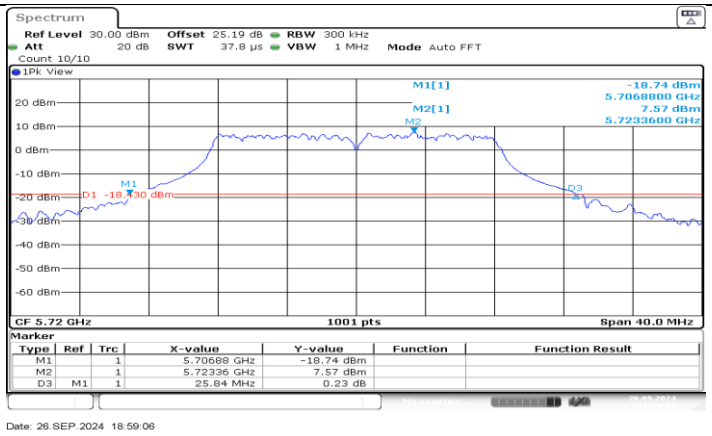

11A_Ant1_5720

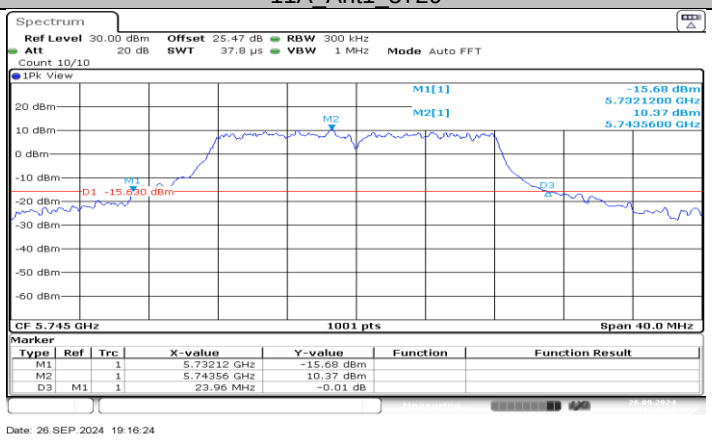

11A_Ant1_5745

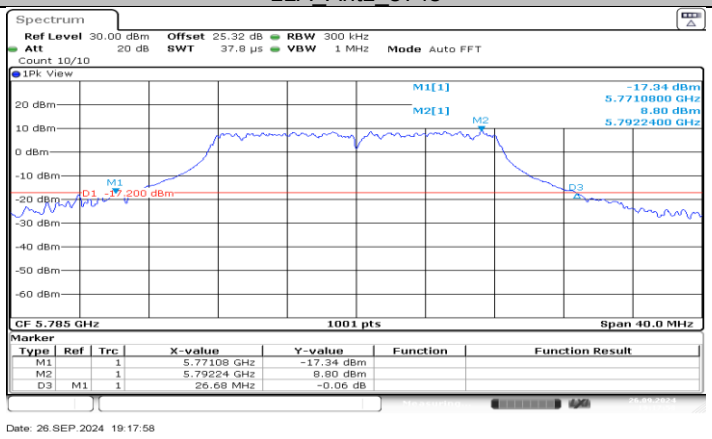

11A_Ant1_5785

This report shall not be reproduced except in full, without the written approval of UL Verification Services (Guangzhou) Co., Ltd, Song Shan Lake Branch.

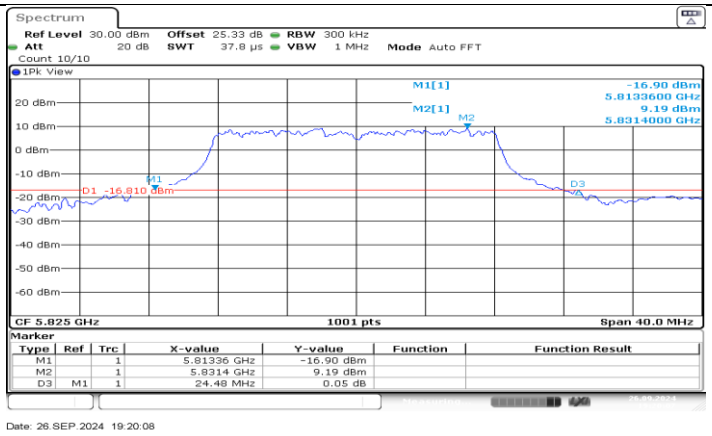

11A_Ant1_5825

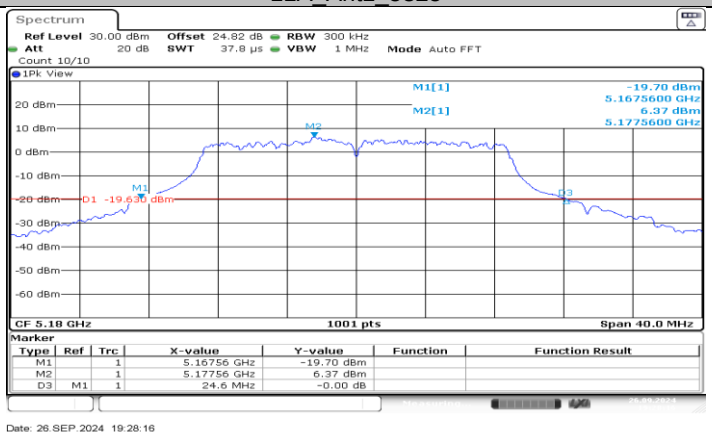

11N20SISO_Ant1_5180

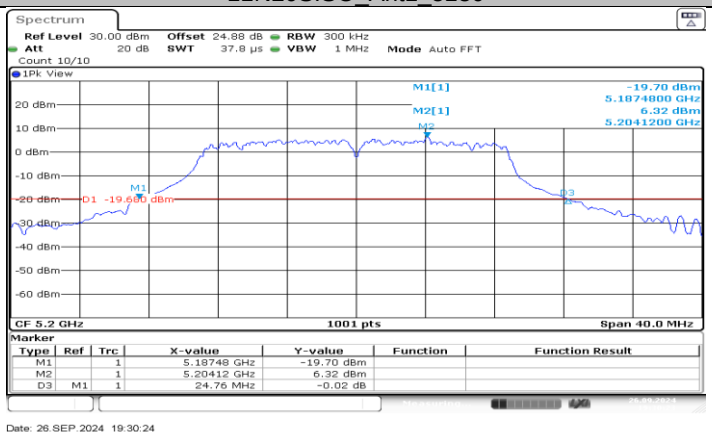

11N20SISO_Ant1_5200

This report shall not be reproduced except in full, without the written approval of UL Verification Services (Guangzhou) Co., Ltd, Song Shan Lake Branch.

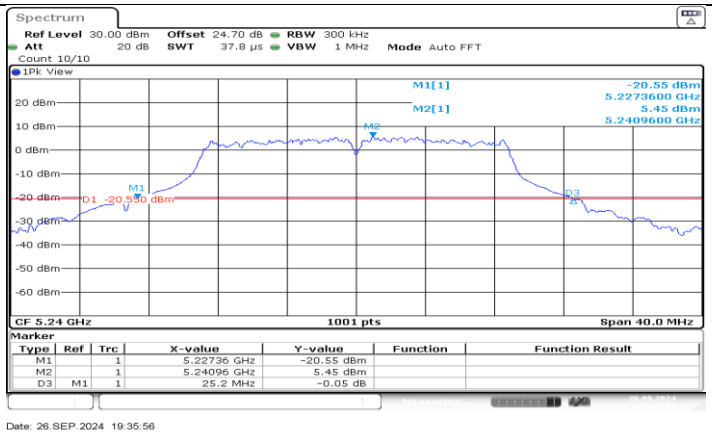

11N20SISO_Ant1_5240

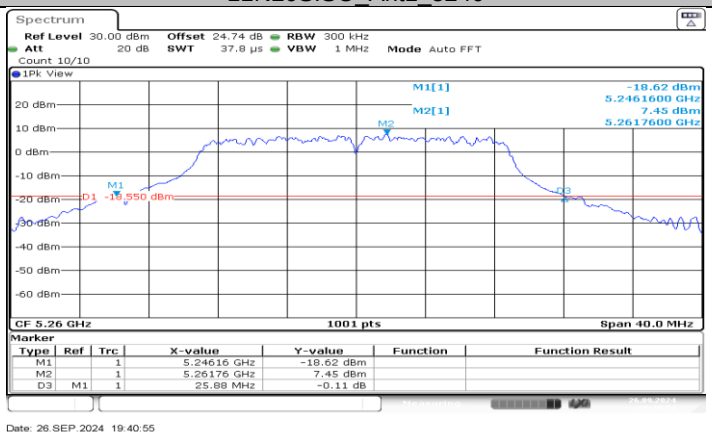

11N20SISO_Ant1_5260

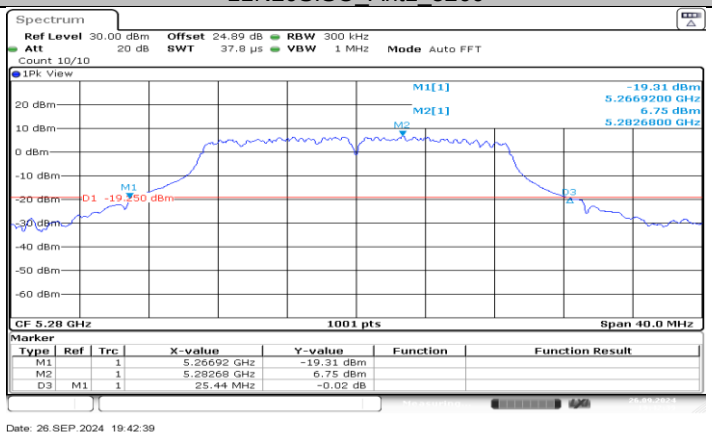

11N20SISO_Ant1_5280

This report shall not be reproduced except in full, without the written approval of UL Verification Services (Guangzhou) Co., Ltd, Song Shan Lake Branch.

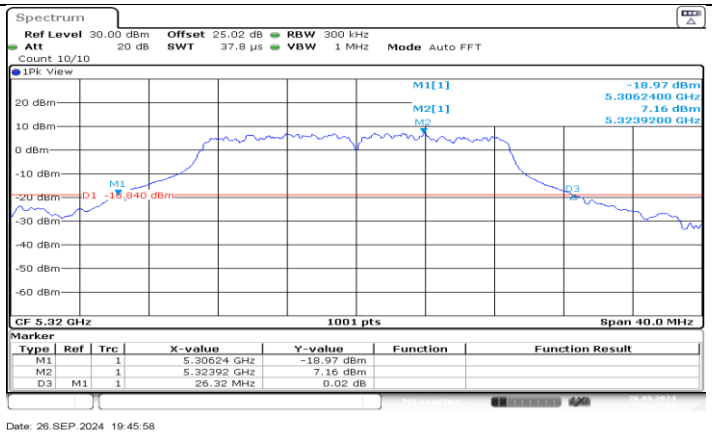

11N20SISO_Ant1_5320

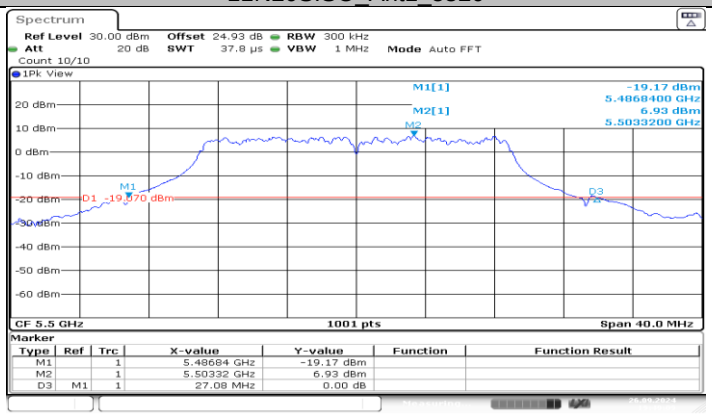

11N20SISO_Ant1_5500

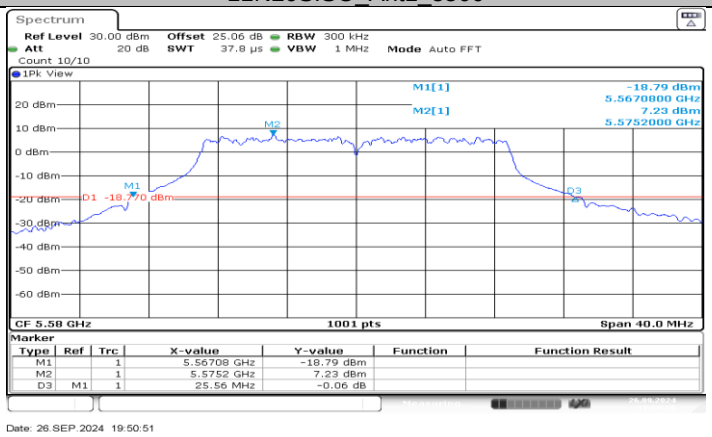

11N20SISO_Ant1_5580

This report shall not be reproduced except in full, without the written approval of UL Verification Services (Guangzhou) Co., Ltd, Song Shan Lake Branch.

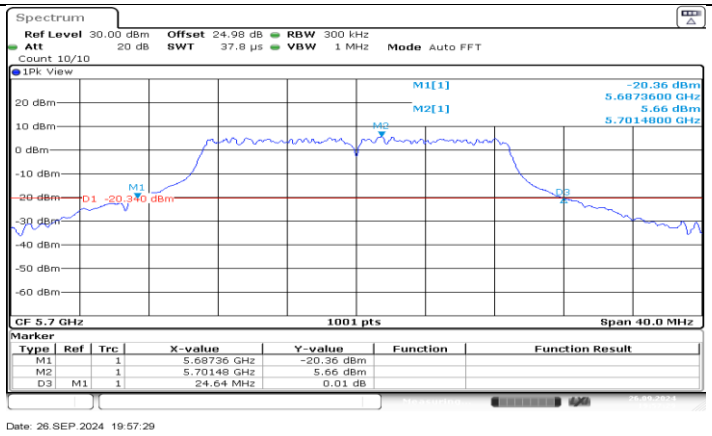

11N20SISO_Ant1_5700

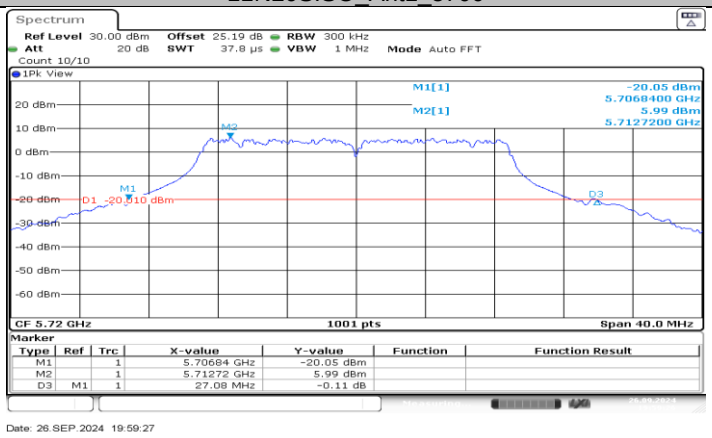

11N20SISO_Ant1_5720

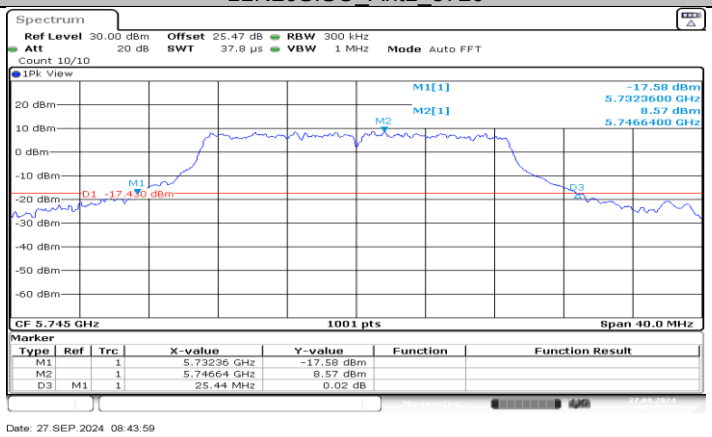

11N20SISO_Ant1_5745

This report shall not be reproduced except in full, without the written approval of UL Verification Services (Guangzhou) Co., Ltd, Song Shan Lake Branch.

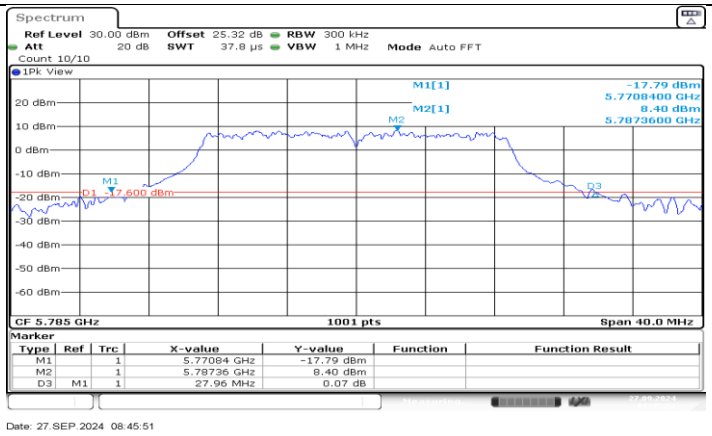

11N20SISO_Ant1_5785

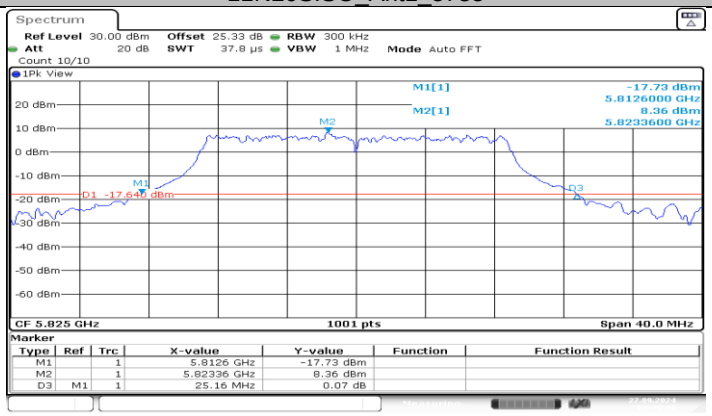

11N20SISO_Ant1_5825

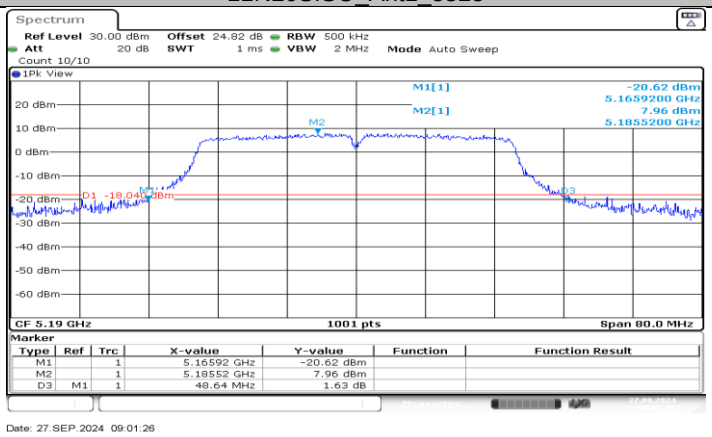

11N40SISO_Ant1_5190

This report shall not be reproduced except in full, without the written approval of UL Verification Services (Guangzhou) Co., Ltd, Song Shan Lake Branch.

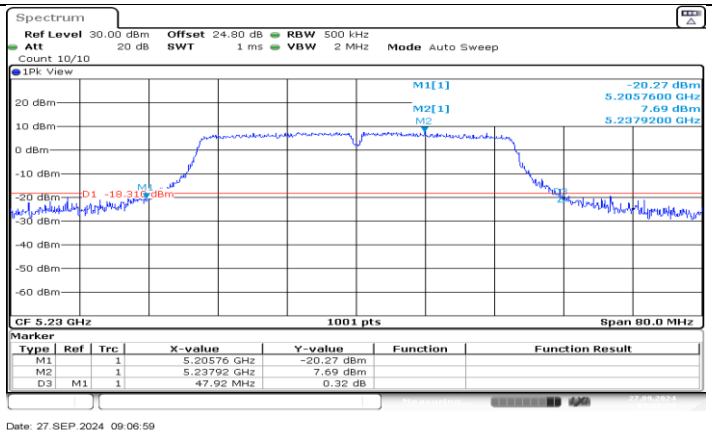

11N40SISO_Ant1_5230

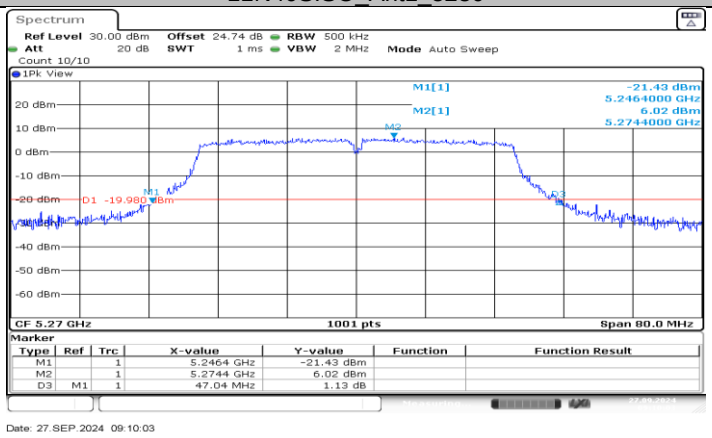

11N40SISO_Ant1_5270

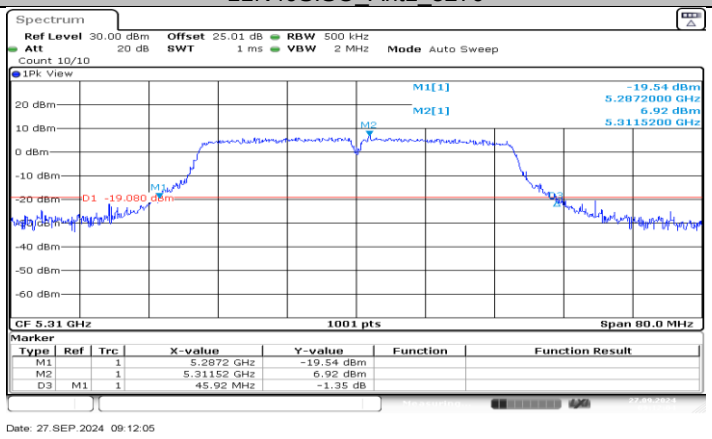

11N40SISO_Ant1_5310

This report shall not be reproduced except in full, without the written approval of UL Verification Services (Guangzhou) Co., Ltd, Song Shan Lake Branch.

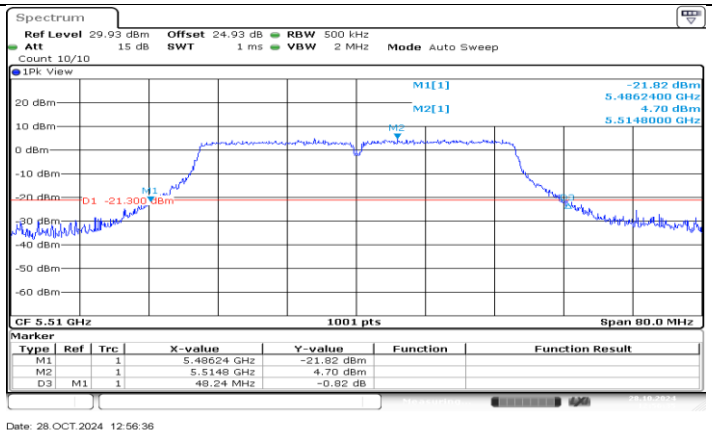

11N40SISO_Ant1_5510

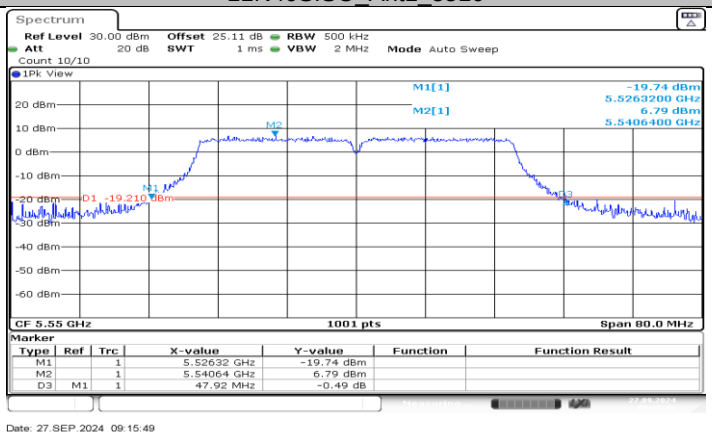

11N40SISO_Ant1_5550

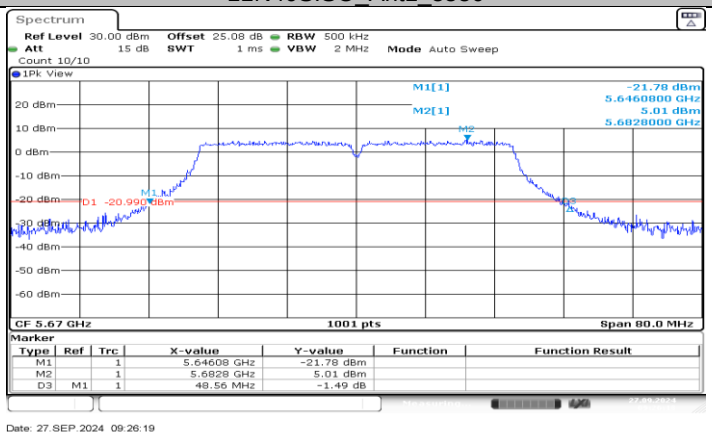

11N40SISO_Ant1_5670

This report shall not be reproduced except in full, without the written approval of UL Verification Services (Guangzhou) Co., Ltd, Song Shan Lake Branch.

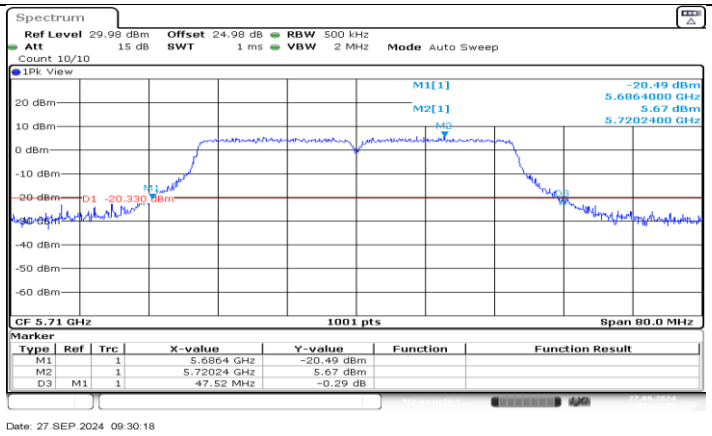

11N40SISO_Ant1_5710

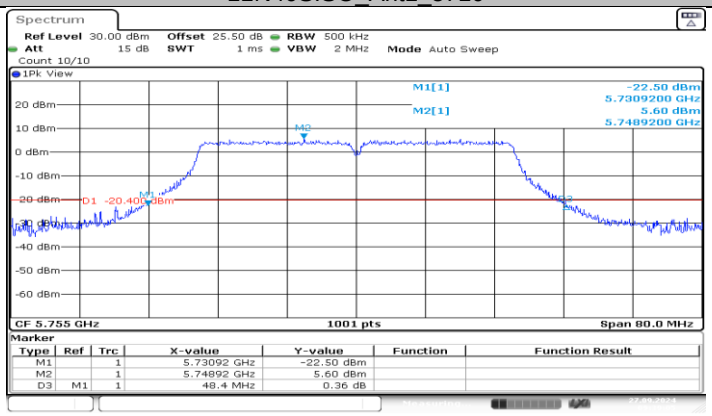

11N40SISO_Ant1_5755

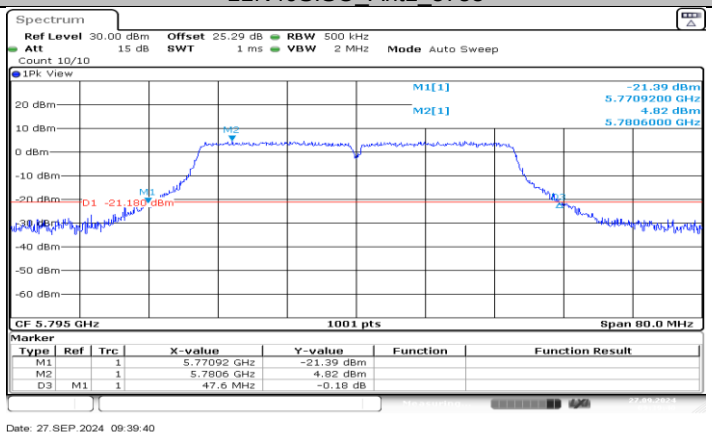

11N40SISO_Ant1_5795

This report shall not be reproduced except in full, without the written approval of UL Verification Services (Guangzhou) Co., Ltd, Song Shan Lake Branch.

11.2. APPENDIX B: OCCUPIED CHANNEL BANDWIDTH

11.2.1. Test Result

Test Mode	Antenna	Frequency[MHz]	OCB [MHz]	FL[MHz]	FH[MHz]
11A	Ant1	5180	18.142	5170.8492	5188.9910
		5200	18.262	5190.8092	5209.0709
		5240	18.222	5230.8492	5249.0709
		5260	18.342	5250.7293	5269.0709
		5280	18.382	5270.6893	5289.0709
		5320	18.342	5310.6893	5329.0310
		5500	18.541	5490.6893	5509.2308
		5580	18.541	5570.6494	5589.1908
		5700	18.661	5690.5295	5709.1908
		5720	18.741	5710.4895	5729.2308
		5720_UNII-2C	14.511	5710.4895	5725
		5720_UNII-3	4.231	5725	5729.2308
		5745	18.821	5735.5295	5754.3506
		5785	18.781	5775.4895	5794.2707
		5825	18.821	5815.4496	5834.2707
11N20SISO	Ant1	5180	19.141	5170.4496	5189.5904
		5200	19.301	5190.3696	5209.6703
		5240	19.301	5230.3696	5249.6703
		5260	19.301	5250.3696	5269.6703
		5280	19.261	5270.3297	5289.5904
		5320	19.261	5310.3297	5329.5904
		5500	19.54	5490.2498	5509.7902
		5580	19.58	5570.2098	5589.7902
		5700	19.54	5690.2098	5709.7502
		5720	19.62	5710.1698	5729.7902
		5720_UNII-2C	14.83	5710.1698	5725
		5720_UNII-3	4.79	5725	5729.7902
		5745	19.82	5735.0500	5754.8701
		5785	19.62	5775.1299	5794.7502
		5825	19.7	5815.0899	5834.7902
11N40SISO	Ant1	5190	37.483	5171.2987	5208.7812
		5230	37.483	5211.2987	5248.7812
		5270	37.403	5251.2987	5288.7013
		5310	37.323	5291.3786	5328.7013
		5510	38.202	5490.9790	5529.1808
		5550	37.962	5531.0589	5569.0210
		5670	37.962	5651.0589	5689.0210
		5710	37.882	5691.0589	5728.9411
		5710_UNII-2C	33.941	5691.0589	5725
		5710_UNII-3	3.941	5725	5728.9411
		5755	38.202	5735.8991	5774.1009
		5795	38.122	5775.9790	5814.1009

This report shall not be reproduced except in full, without the written approval of UL Verification Services (Guangzhou) Co., Ltd, Song Shan Lake Branch.

11.2.2. Test Graphs

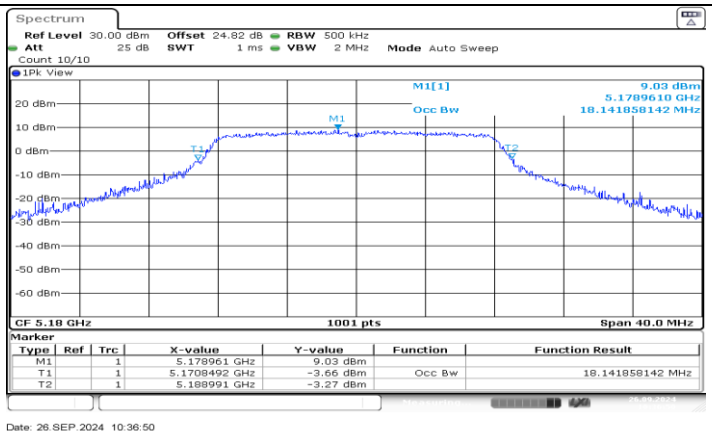

11A_Ant1_5180

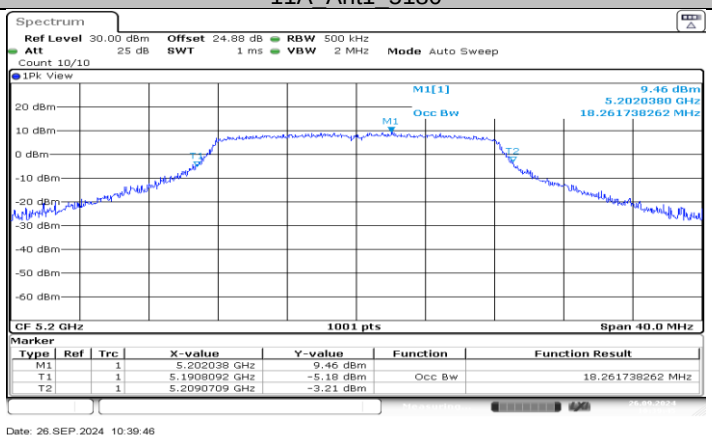

11A_Ant1_5200

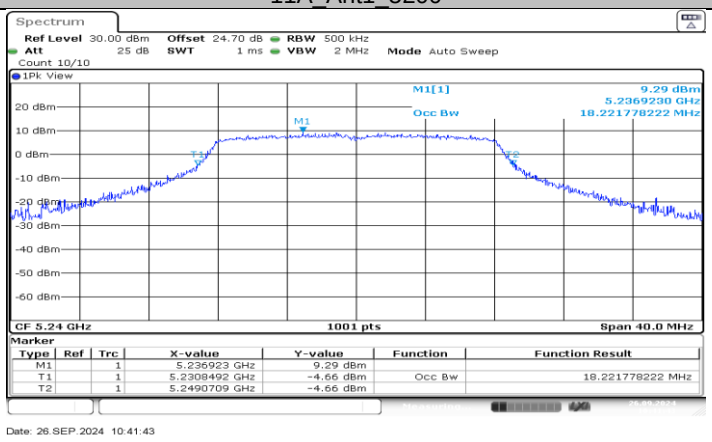

11A_Ant1_5240

This report shall not be reproduced except in full, without the written approval of UL Verification Services (Guangzhou) Co., Ltd, Song Shan Lake Branch.

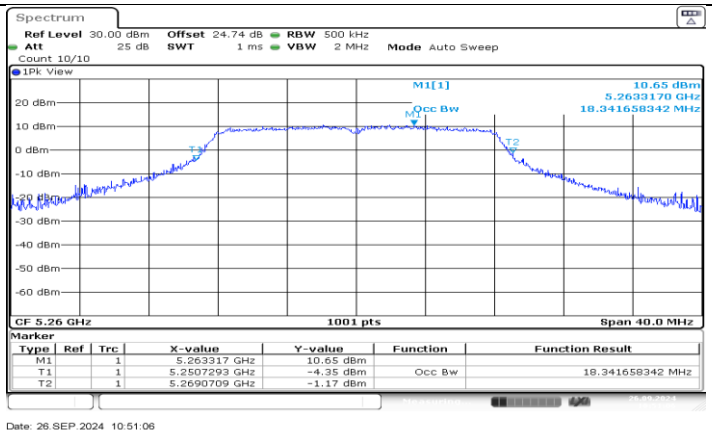

11A_Ant1_5260

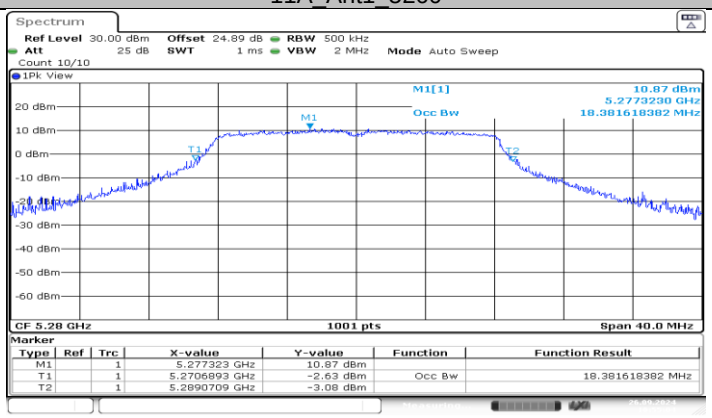

11A_Ant1_5280

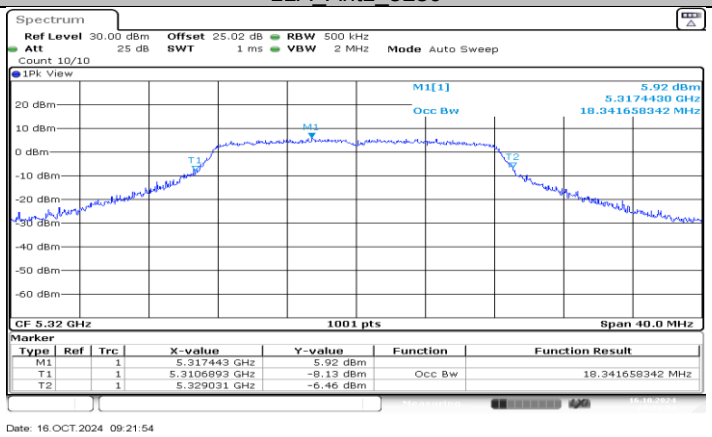

11A_Ant1_5320

This report shall not be reproduced except in full, without the written approval of UL Verification Services (Guangzhou) Co., Ltd, Song Shan Lake Branch.

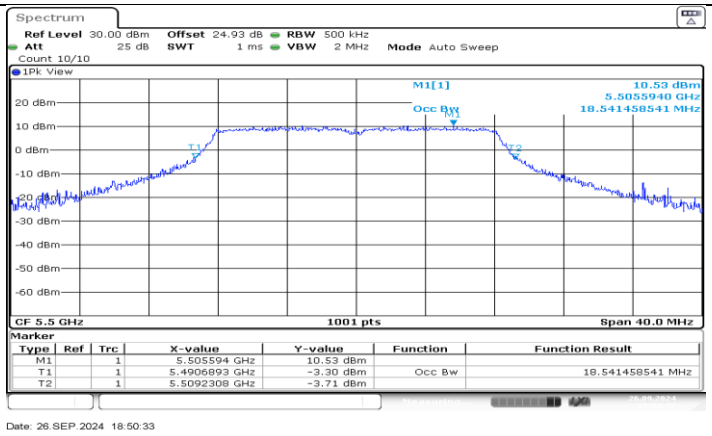

11A_Ant1_5500

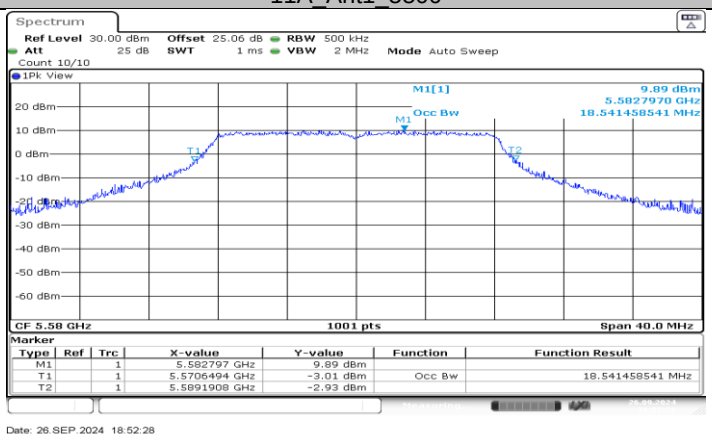

11A_Ant1_5580

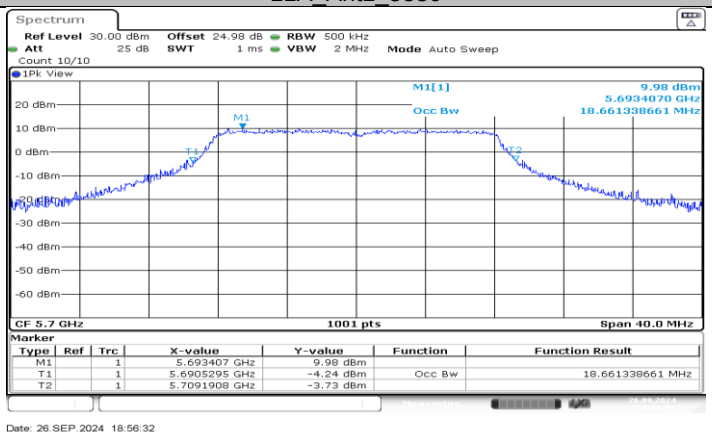

11A_Ant1_5700

This report shall not be reproduced except in full, without the written approval of UL Verification Services (Guangzhou) Co., Ltd, Song Shan Lake Branch.

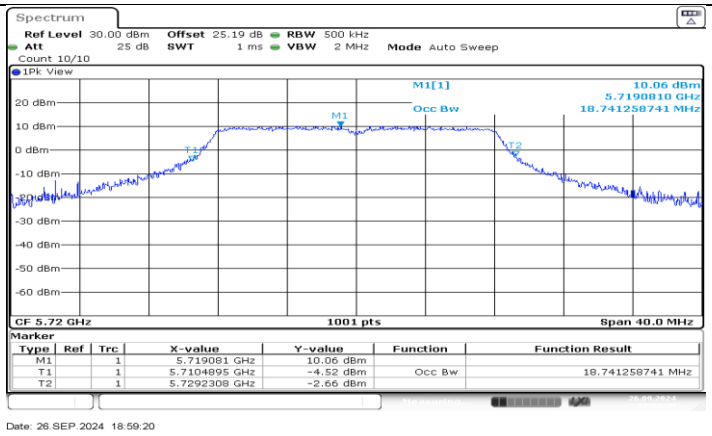

11A_Ant1_5720

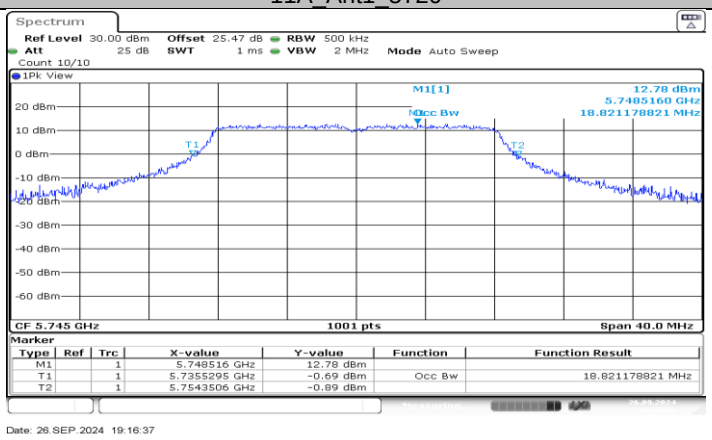

11A_Ant1_5745

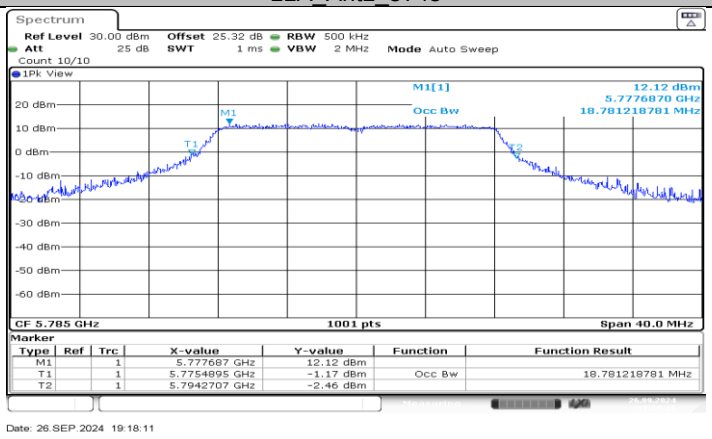

11A_Ant1_5785

This report shall not be reproduced except in full, without the written approval of UL Verification Services (Guangzhou) Co., Ltd, Song Shan Lake Branch.

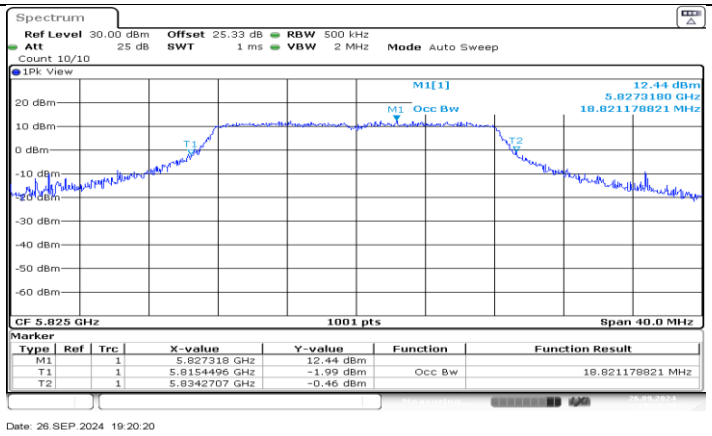

11A_Ant1_5825

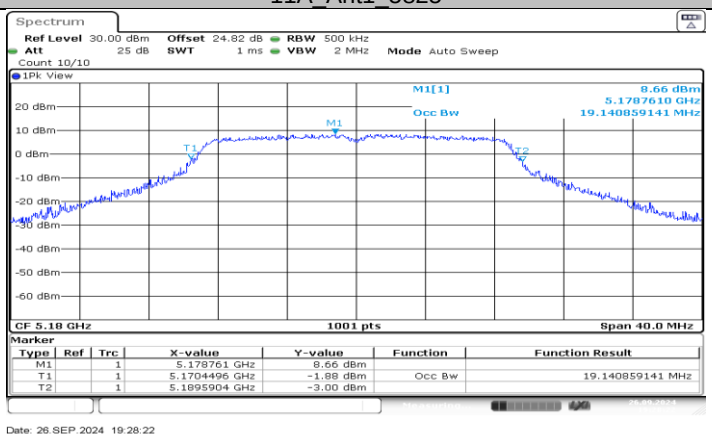

11N20SISO_Ant1_5180

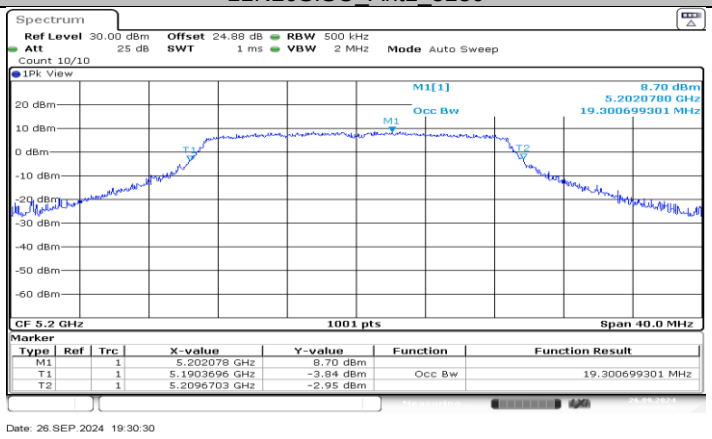

11N20SISO_Ant1_5200

This report shall not be reproduced except in full, without the written approval of UL Verification Services (Guangzhou) Co., Ltd, Song Shan Lake Branch.

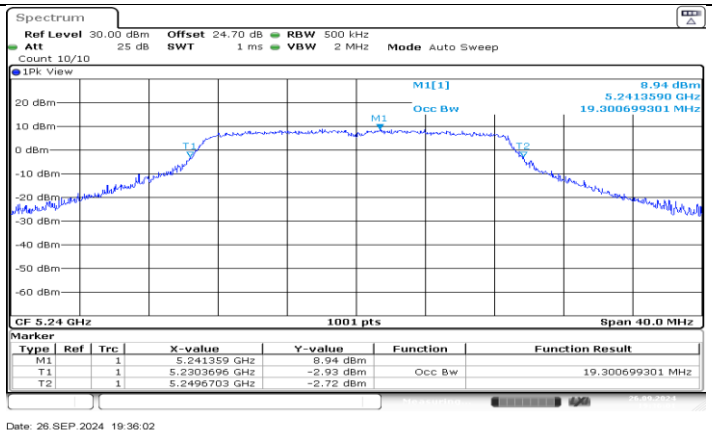

11N20SISO_Ant1_5240

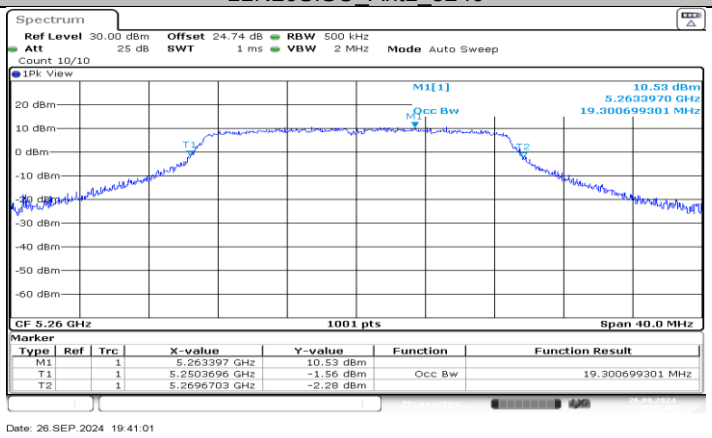

11N20SISO_Ant1_5260

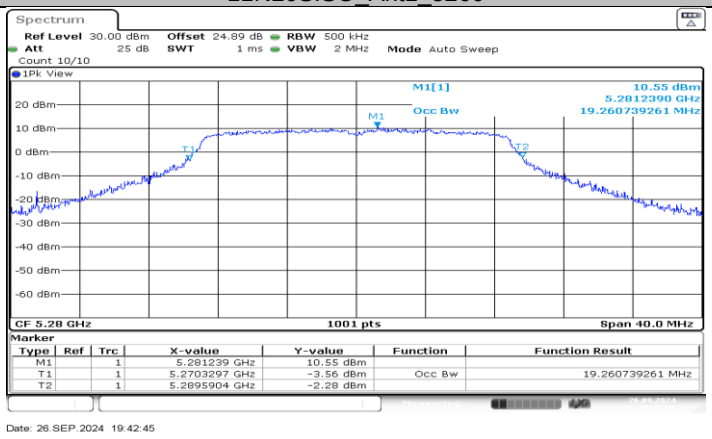

11N20SISO_Ant1_5280

This report shall not be reproduced except in full, without the written approval of UL Verification Services (Guangzhou) Co., Ltd, Song Shan Lake Branch.

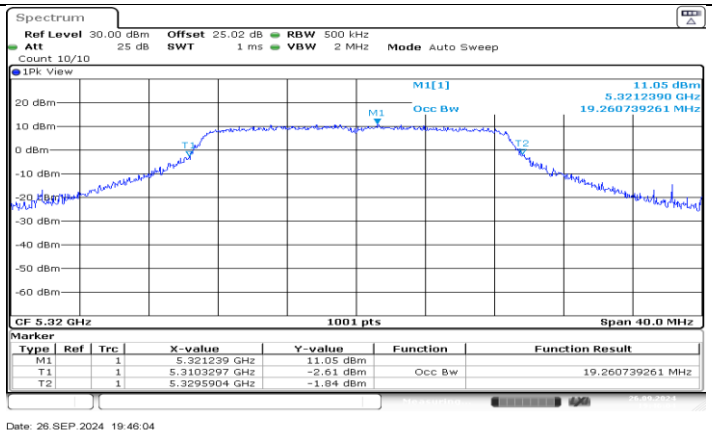

11N20SISO_Ant1_5320

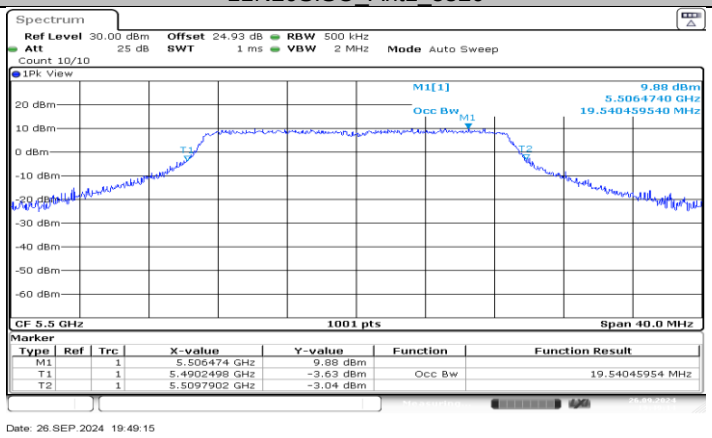

11N20SISO_Ant1_5500

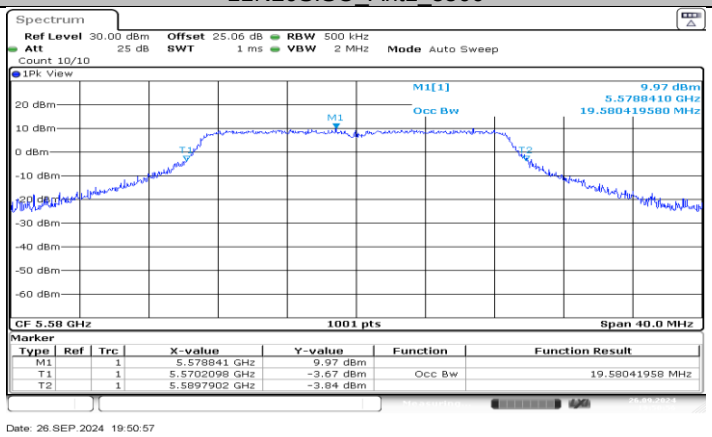

11N20SISO_Ant1_5580

This report shall not be reproduced except in full, without the written approval of UL Verification Services (Guangzhou) Co., Ltd, Song Shan Lake Branch.

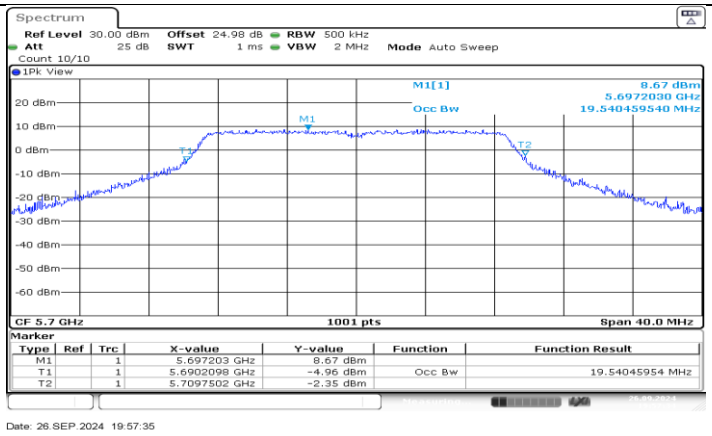

11N20SISO_Ant1_5700

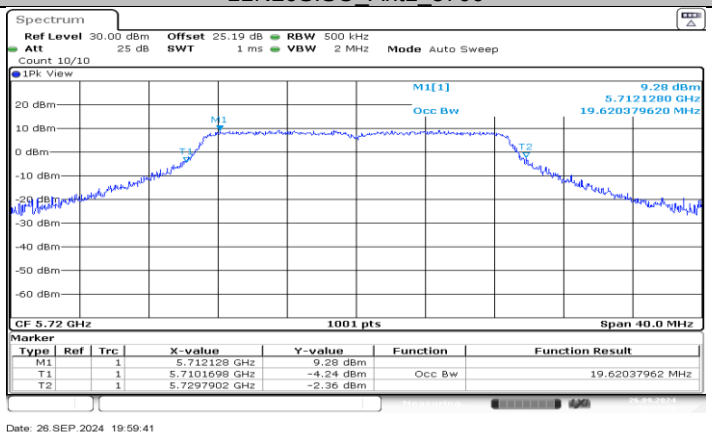

11N20SISO_Ant1_5720

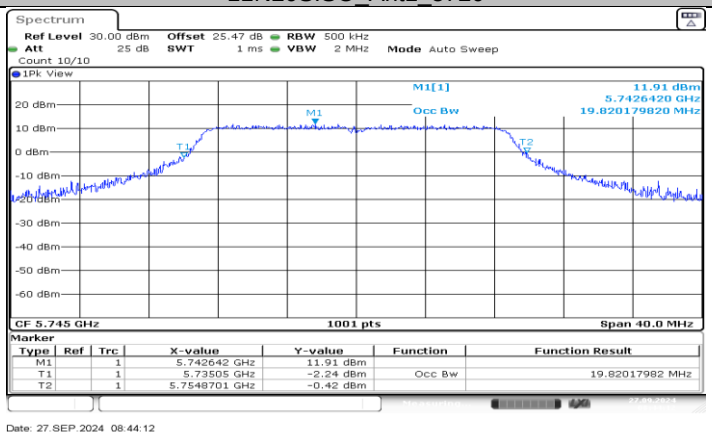

11N20SISO_Ant1_5745

This report shall not be reproduced except in full, without the written approval of UL Verification Services (Guangzhou) Co., Ltd, Song Shan Lake Branch.

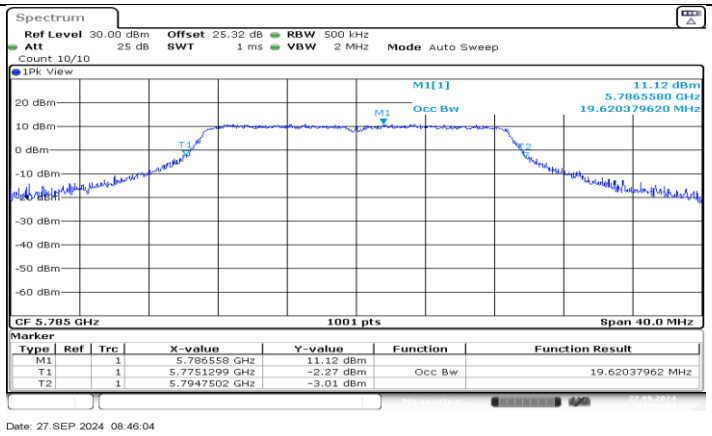

11N20SISO_Ant1_5785

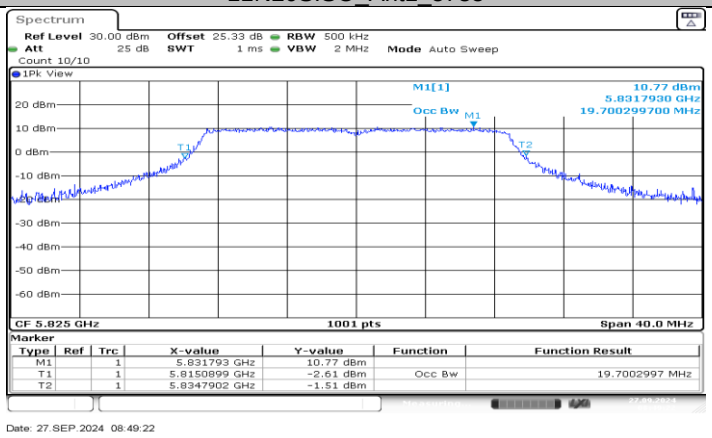

11N20SISO_Ant1_5825

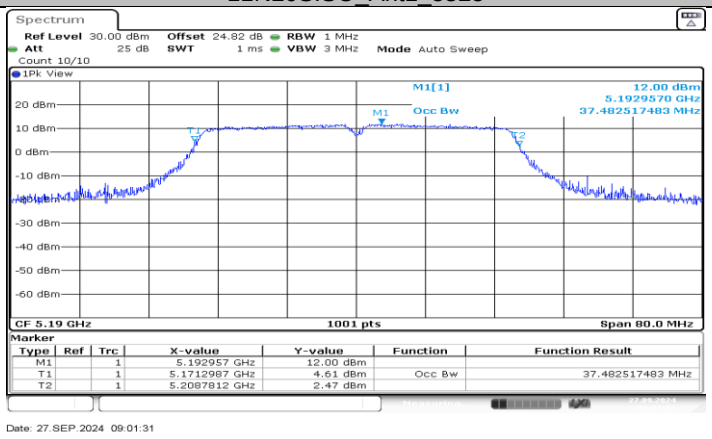

11N40SISO_Ant1_5190

This report shall not be reproduced except in full, without the written approval of UL Verification Services (Guangzhou) Co., Ltd, Song Shan Lake Branch.

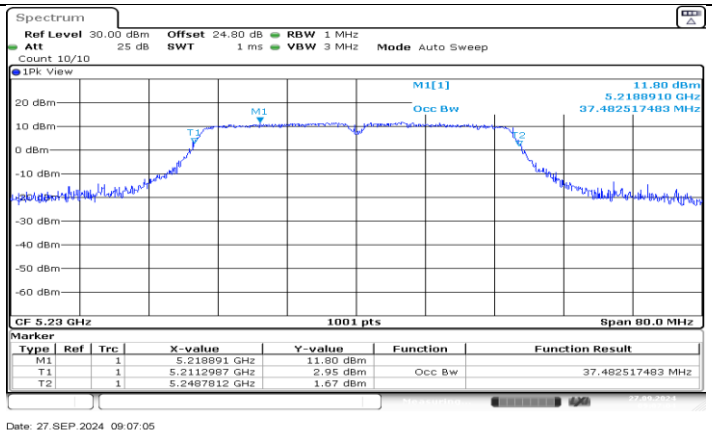

11N40SISO_Ant1_5230

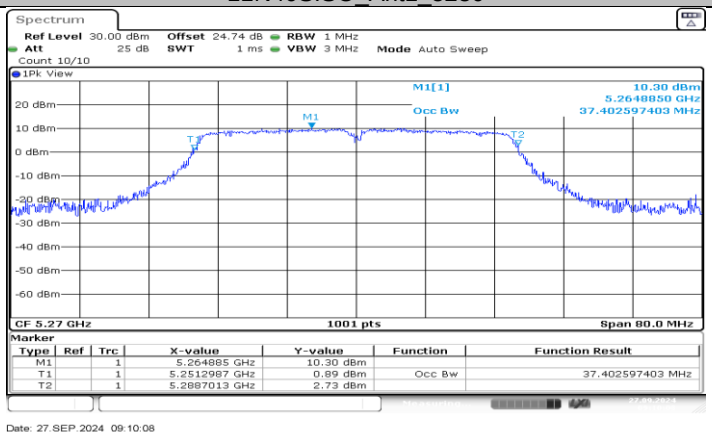

11N40SISO_Ant1_5270

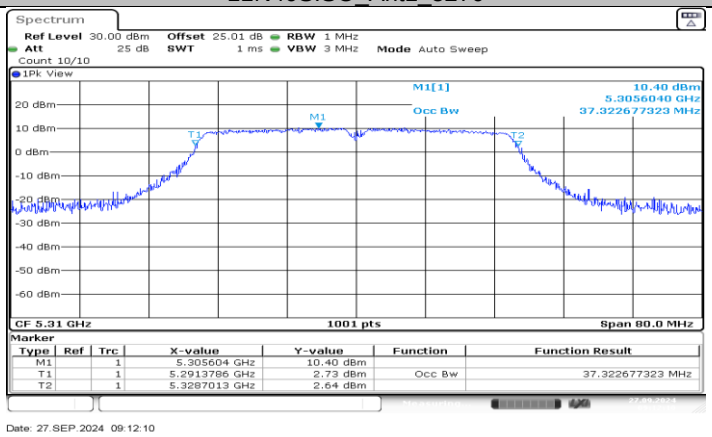

11N40SISO_Ant1_5310

This report shall not be reproduced except in full, without the written approval of UL Verification Services (Guangzhou) Co., Ltd, Song Shan Lake Branch.

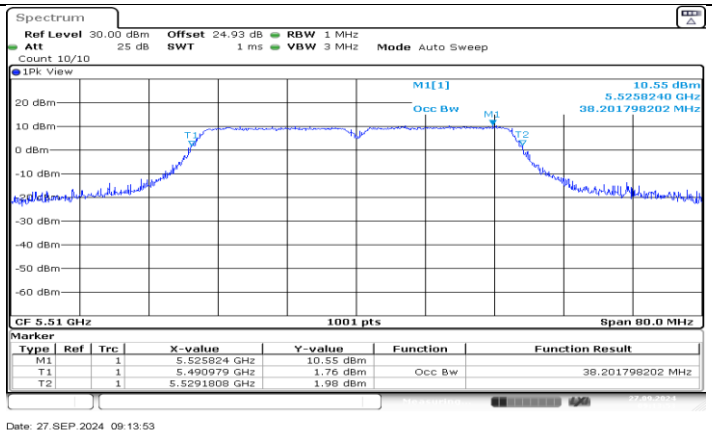

11N40SISO_Ant1_5510

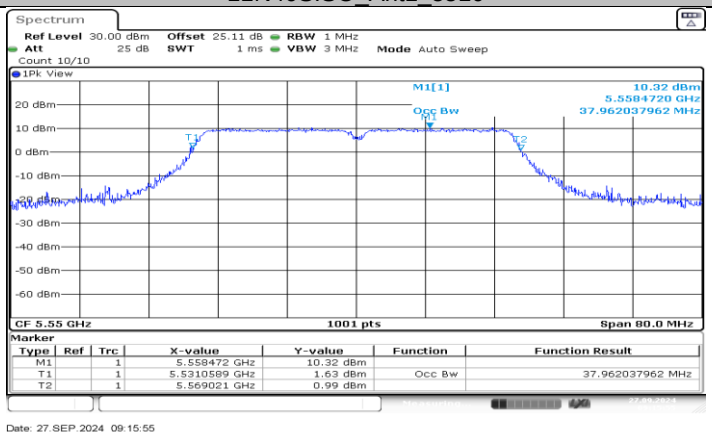

11N40SISO_Ant1_5550

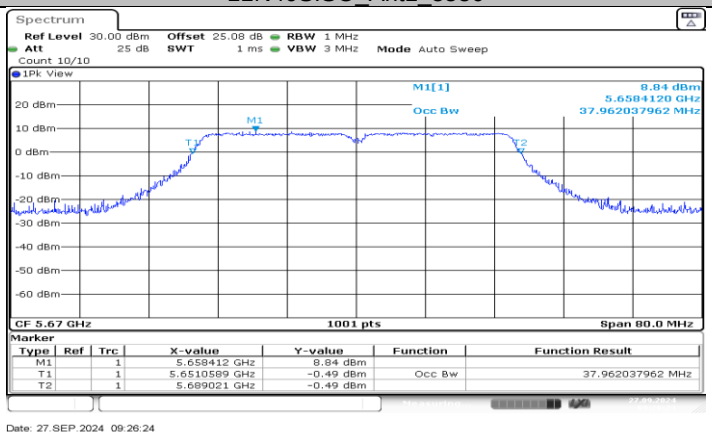

11N40SISO_Ant1_5670

This report shall not be reproduced except in full, without the written approval of UL Verification Services (Guangzhou) Co., Ltd, Song Shan Lake Branch.