Appendix Test Data

Report No.:	1814C40022512502	Test Sample No.:	1-2-2
Start Test Date:	2024.08.27	Finish Test Date:	2024.08.27
Test Engineer:	Joker Huang	Auditor:	Justin Feng
Temperature:	24.9℃	Relative Humidity:	50%
Pressure:	101kPa		

Appendix A: 6dB Bandwidth

Test Result

TestMode	Antenna	Frequency[MHz]	6dB BW [MHz]	FL[MHz]	FH[MHz]	Limit[MHz]	Verdict
BLE_1M	Ant1	2402	0.680	2401.632	2402.312	0.5	PASS
BLE_1M	Ant1	2440	0.720	2439.604	2440.324	0.5	PASS
BLE_1M	Ant1	2480	0.660	2479.640	2480.300	0.5	PASS

Test Graphs

BLE_1M-Ant1-2402-PASS

BLE_1M-Ant1-2440-PASS

BLE_1M-Ant1-2480-PASS

Appendix B: 99% Occupied Bandwidth

Test Result

TestMode	Antenna	Frequency[MHz]	OCB [MHz]	FL[MHz]	FH[MHz]	Limit[MHz]	Verdict
BLE_1M	Ant1	2402	1.0330	2401.4619	2402.4949	---	---
BLE_1M	Ant1	2440	1.0179	2439.4628	2440.4807	---	---
BLE_1M	Ant1	2480	1.0337	2479.4539	2480.4876	---	---

Test Graphs

BLE_1M-Ant1-2402

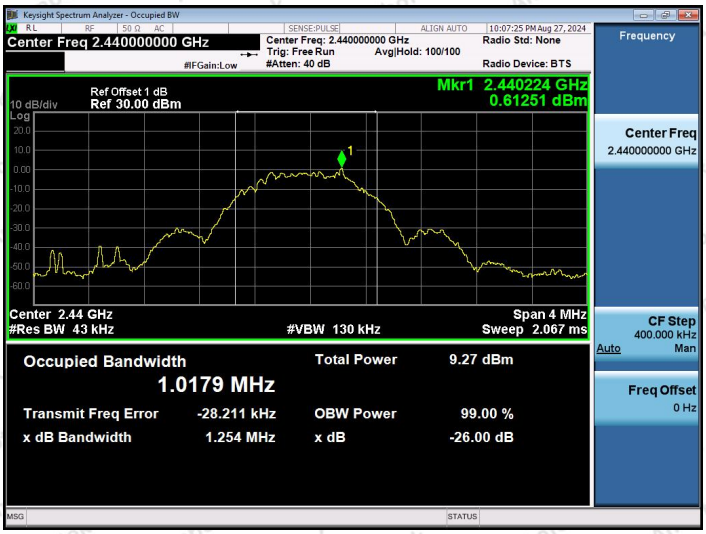

BLE_1M-Ant1-2440

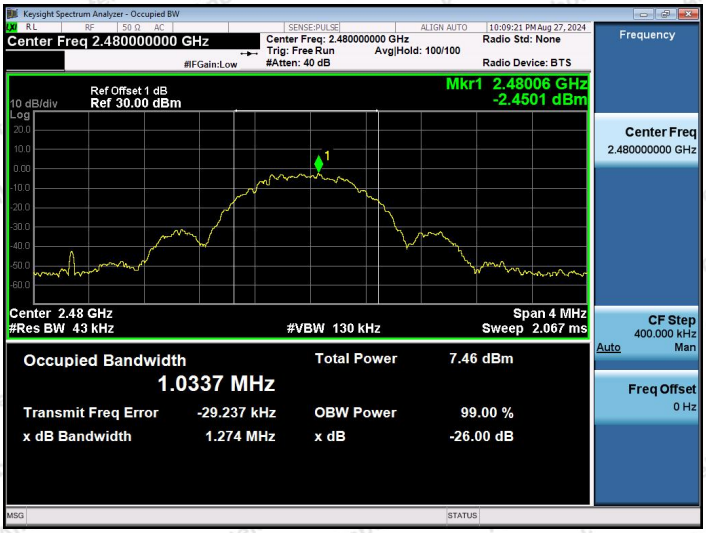

BLE_1M-Ant1-2480

Appendix C: Maximum conducted output power

Test Result Peak

TestMode	Antenna	Frequency[MHz]	Conducted Peak Power[dBm]	Conducted Limit[dBm]	Verdict
BLE_1M	Ant1	2402	1.55	≤30	PASS
BLE_1M	Ant1	2440	2.40	≤30	PASS
BLE_1M	Ant1	2480	0.98	≤30	PASS

Test Graphs Peak

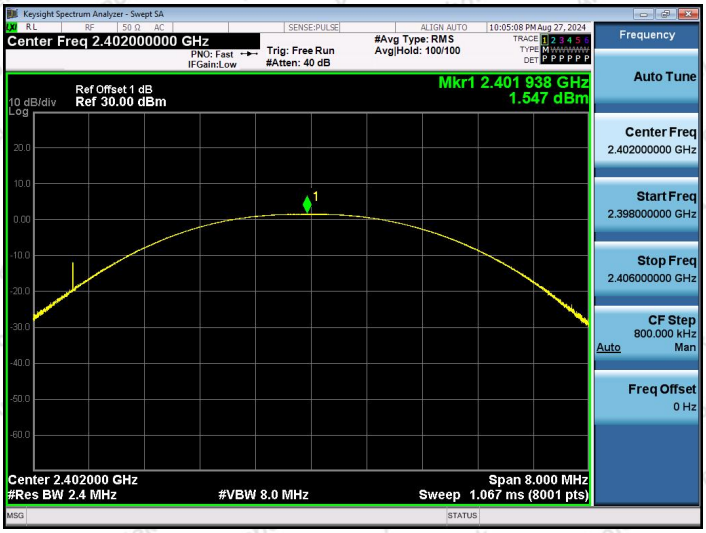

BLE_1M-Ant1-2402-PASS

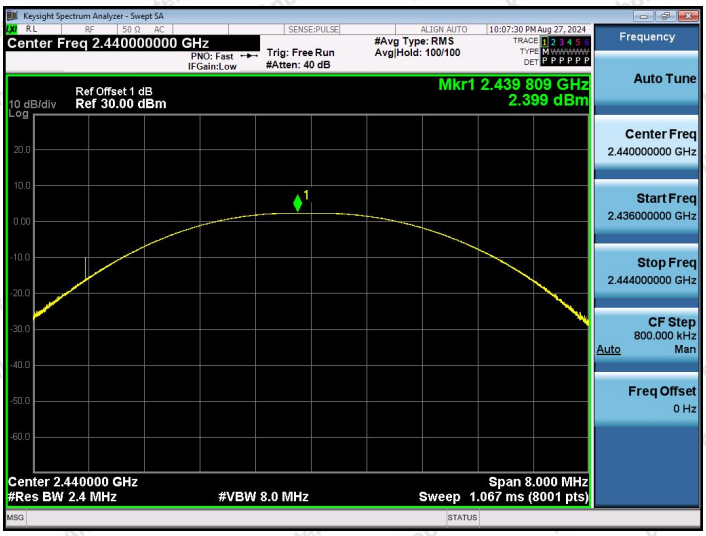

BLE_1M-Ant1-2440-PASS

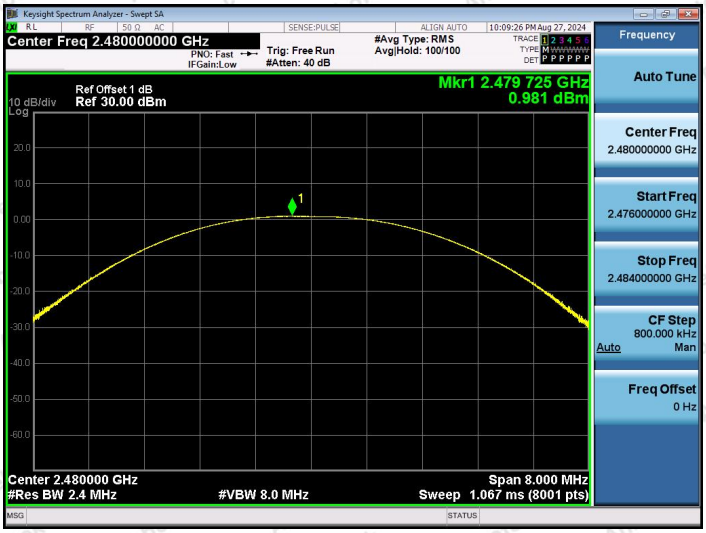

BLE_1M-Ant1-2480-PASS

Appendix D: Maximum power spectral density

Test Result

TestMode	Antenna	Frequency[MHz]	Result[dBm/3kHz]	Limit[dBm/3kHz]	Verdict
BLE_1M	Ant1	2402	-14.68	≤8.00	PASS
BLE_1M	Ant1	2440	-13.71	≤8.00	PASS
BLE_1M	Ant1	2480	-15.15	≤8.00	PASS

Test Graphs

BLE_1M-Ant1-2402-PASS

BLE_1M-Ant1-2440-PASS

BLE_1M-Ant1-2480-PASS

Appendix E: Band edge measurements

Test Result

TestMode	Antenna	ChName	Frequency[MHz]	RefLevel[dBm]	Result[dBm]	Limit[dBm]	Verdict
BLE_1M	Ant1	Low	2402	0.72	-44.03	≤-19.28	PASS
BLE_1M	Ant1	High	2480	0.74	-55.84	≤-19.26	PASS

Test Graphs

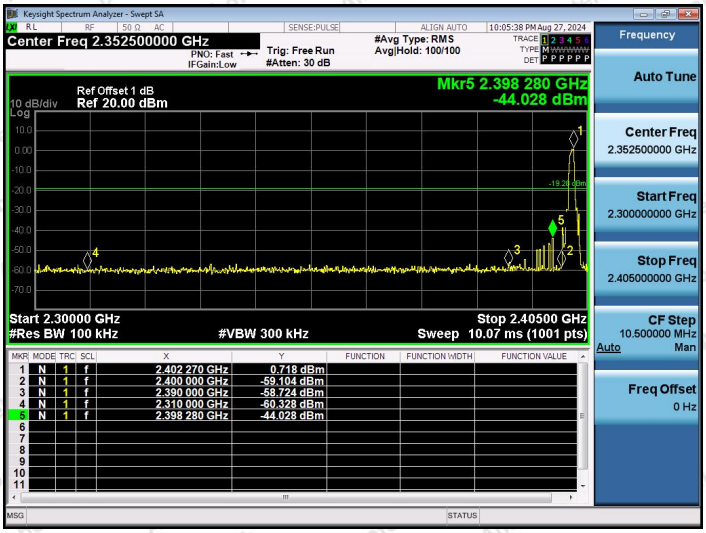

BLE_1M-Ant1-2402-PASS

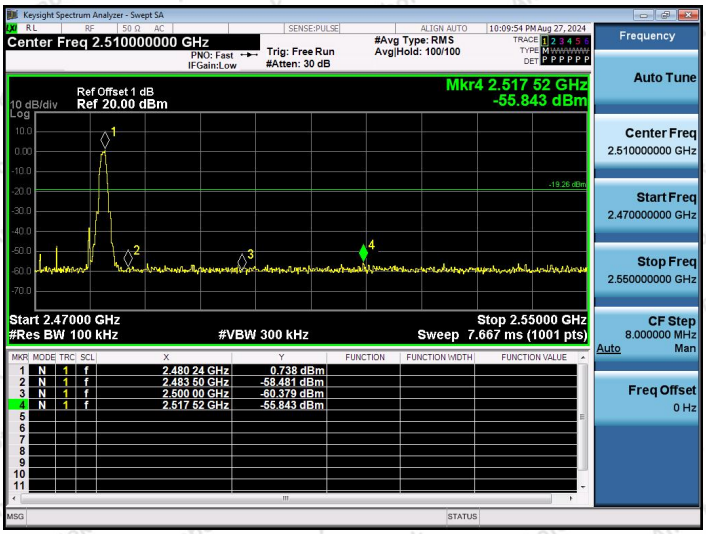

BLE_1M-Ant1-2480-PASS

Appendix F: Conducted Spurious Emission

Test Result

TestMode	Antenna	Frequency[MHz]	FreqRange [MHz]	RefLevel [dBm]	Result[dBm]	Limit[dBm]	Verdict
BLE_1M	Ant1	2402	0~Reference	-1.35	-1.35	---	PASS
BLE_1M	Ant1	2402	30~1000	-1.35	-68.68	≤-21.35	PASS
BLE_1M	Ant1	2402	1000~26500	-1.35	-53.15	≤-21.35	PASS
BLE_1M	Ant1	2440	0~Reference	0.49	0.49	---	PASS
BLE_1M	Ant1	2440	30~1000	0.49	-68.32	≤-19.51	PASS
BLE_1M	Ant1	2440	1000~26500	0.49	-53.3	≤-19.51	PASS
BLE_1M	Ant1	2480	0~Reference	-0.36	-0.36	---	PASS
BLE_1M	Ant1	2480	30~1000	-0.36	-68.55	≤-20.36	PASS
BLE_1M	Ant1	2480	1000~26500	-0.36	-52.43	≤-20.36	PASS

Test Graphs

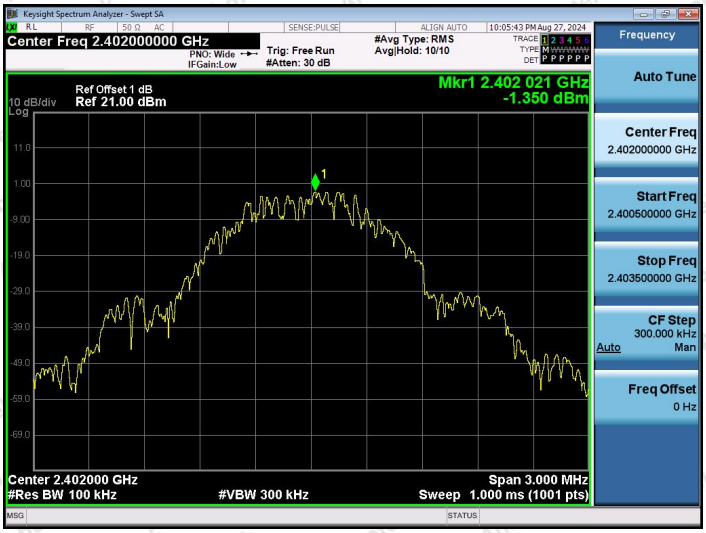

BLE_1M-Ant1-2402-0~Reference-PASS

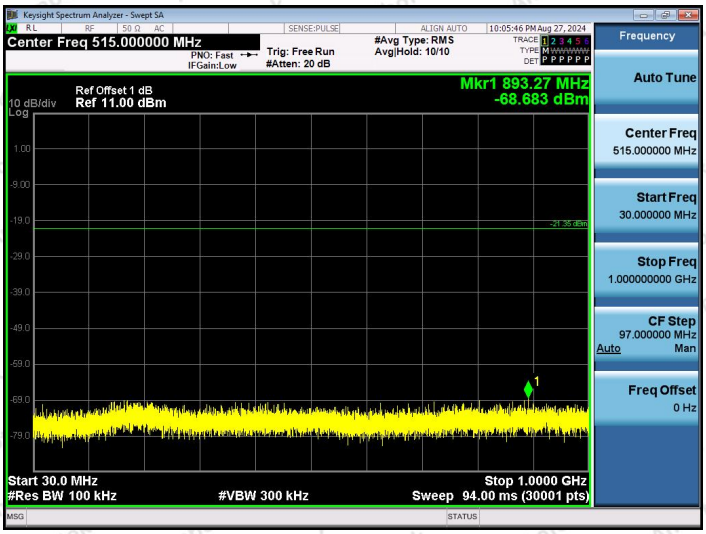

BLE_1M-Ant1-2402-30~1000-PASS

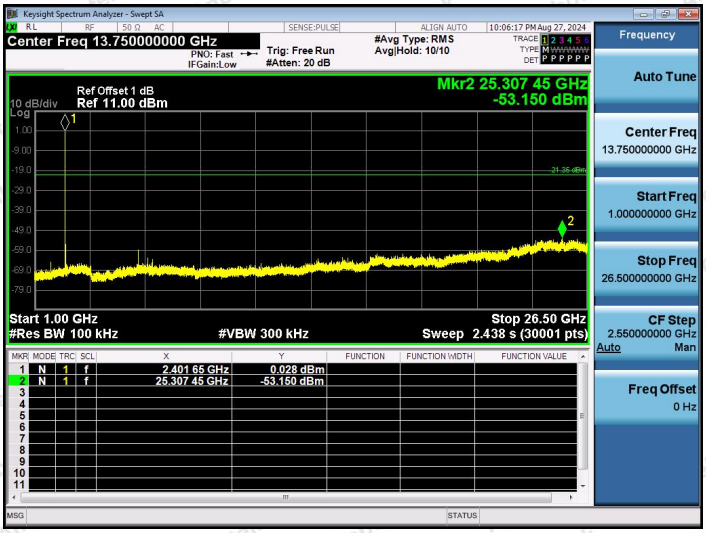

BLE_1M-Ant1-2402-1000~26500-PASS

BLE_1M-Ant1-2440-0~Reference-PASS

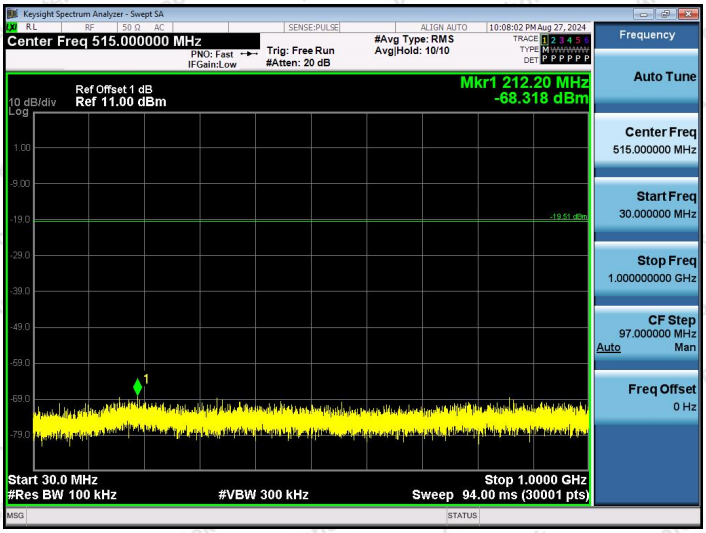

BLE_1M-Ant1-2440-30~1000-PASS

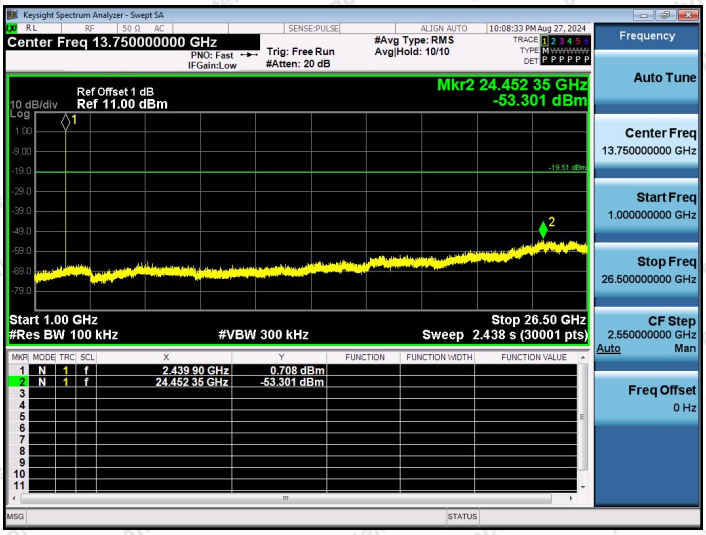

BLE_1M-Ant1-2440-1000~26500-PASS

BLE_1M-Ant1-2480-0~Reference-PASS

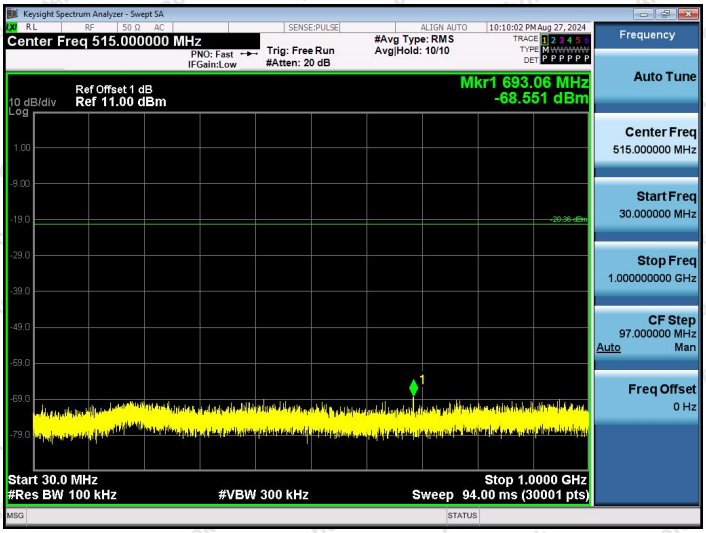

BLE_1M-Ant1-2480-30~1000-PASS

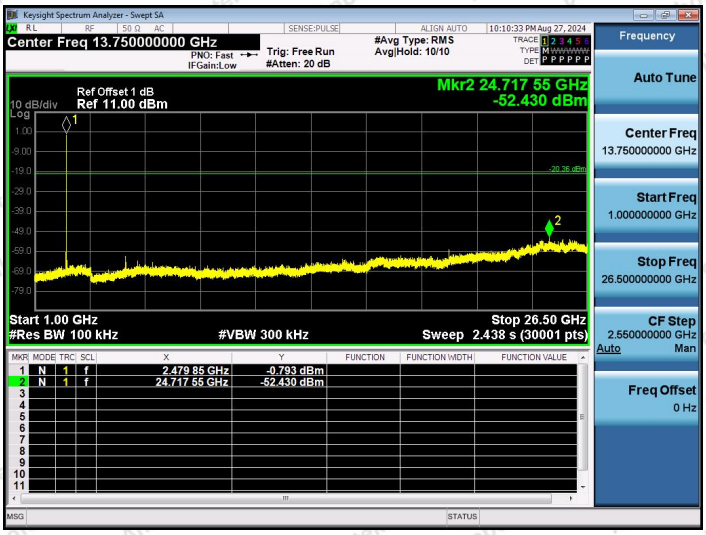

BLE_1M-Ant1-2480-1000~26500-PASS

Appendix G: Duty Cycle

Test Result

TestMode	Antenna	Frequency[MHz]	ON Time [ms]	Period [ms]	Duty Cycle [%]	Duty Cycle Factor[dB]
BLE_1M	Ant1	2402	2.13	2.50	85.20	0.70
BLE_1M	Ant1	2440	2.13	2.50	85.20	0.70
BLE_1M	Ant1	2480	2.13	2.50	85.20	0.70

Test Graphs

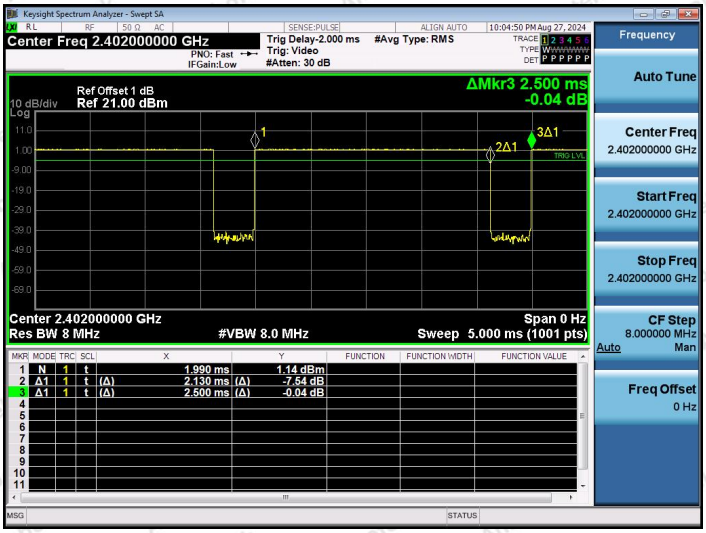

NTNV-BLE_1M-Ant1-2402

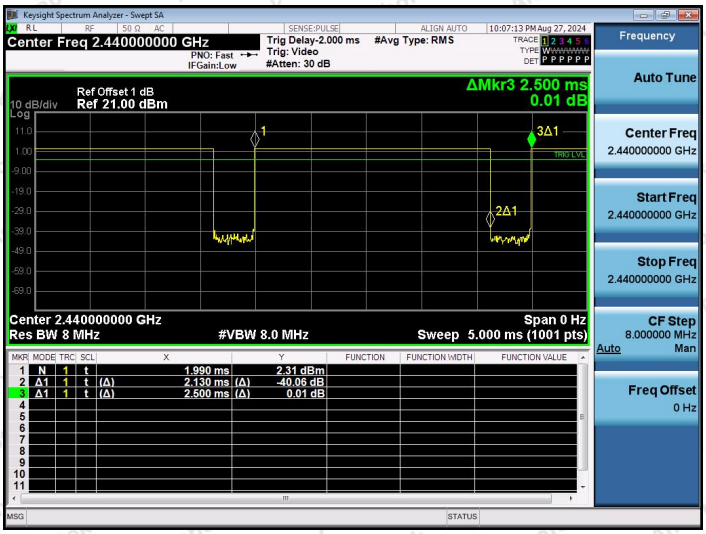

NTNV-BLE_1M-Ant1-2440

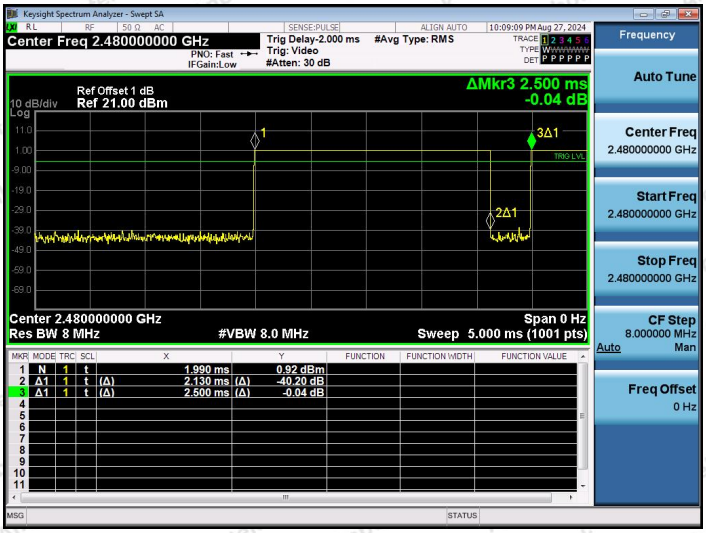

NTNV-BLE_1M-Ant1-2480

---End---