Appendix Test Data

Report No.:	1814C40022512501	Test Sample No.:	1-2-2
Start Test Date:	2024.08.27	Finish Test Date:	2024.08.27
Test Engineer:	Joker Huang	Auditor:	Justin Feng
Temperature:	24.4℃	Relative Humidity:	56%
Pressure:	101kPa		

Appendix A: 20dB Bandwidth

Test Result

TestMode	Antenna	Frequency[MHz]	20db EBW[MHz]	FL[MHz]	FH[MHz]	Limit[MHz]	Verdict
DH5	Ant1	2402	0.855	2401.529	2402.384	---	---
DH5	Ant1	2441	0.807	2440.568	2441.375	---	---
DH5	Ant1	2480	0.852	2479.532	2480.384	---	---
2DH5	Ant1	2402	1.329	2401.310	2402.639	---	---
2DH5	Ant1	2441	1.326	2440.295	2441.621	---	---
2DH5	Ant1	2480	1.293	2479.325	2480.618	---	---
3DH5	Ant1	2402	1.344	2401.298	2402.642	---	---
3DH5	Ant1	2441	1.284	2440.316	2441.600	---	---
3DH5	Ant1	2480	1.314	2479.316	2480.630	---	---

Test Graphs

DH5-Ant1-2402

DH5-Ant1-2441

DH5-Ant1-2480

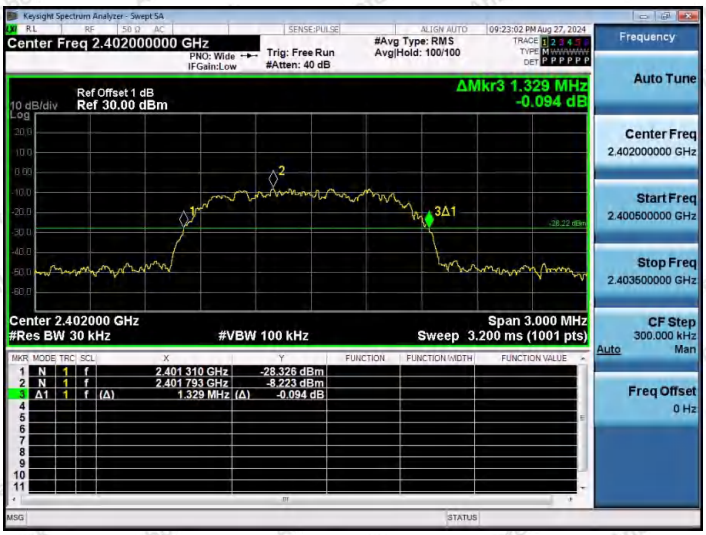

2DH5-Ant1-2402

2DH5-Ant1-2441

2DH5-Ant1-2480

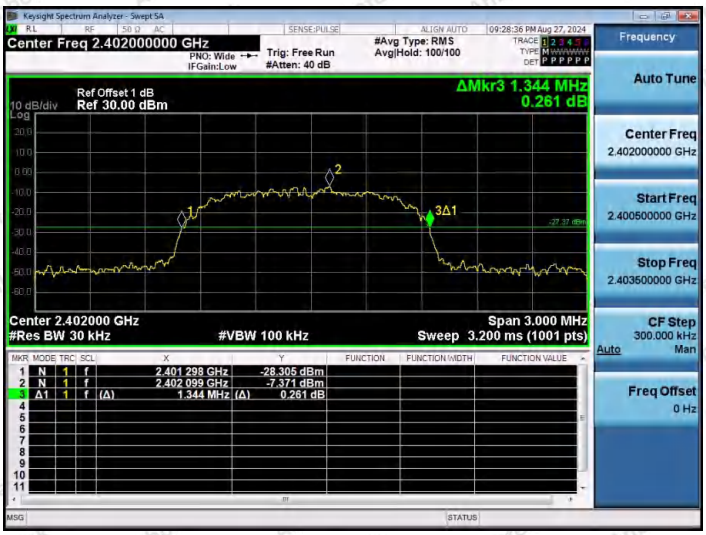

3DH5-Ant1-2402

3DH5-Ant1-2441

3DH5-Ant1-2480

Appendix B: 99% Occupied Bandwidth

Test Result

TestMode	Antenna	Frequency[MHz]	OCB [MHz]	FL[MHz]	FH[MHz]	Limit[MHz]	Verdict
DH5	Ant1	2402	0.73771	2401.5959	2402.3336	---	---
DH5	Ant1	2441	0.75299	2440.5954	2441.3484	---	---
DH5	Ant1	2480	0.76158	2479.5873	2480.3489	---	---
2DH5	Ant1	2402	1.1890	2401.3782	2402.5672	---	---
2DH5	Ant1	2441	1.1908	2440.3740	2441.5648	---	---
2DH5	Ant1	2480	1.1856	2479.3767	2480.5623	---	---
3DH5	Ant1	2402	1.1991	2401.3660	2402.5651	---	---
3DH5	Ant1	2441	1.1946	2440.3729	2441.5675	---	---
3DH5	Ant1	2480	1.1873	2479.3757	2480.5630	---	---

Test Graphs

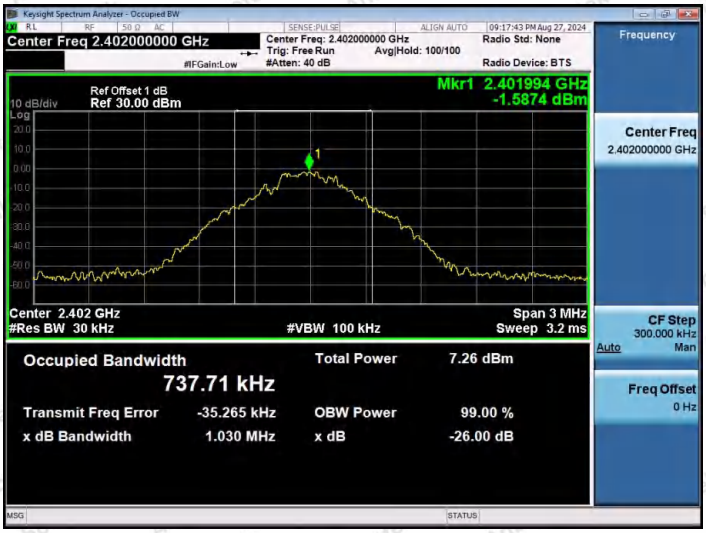

DH5-Ant1-2402

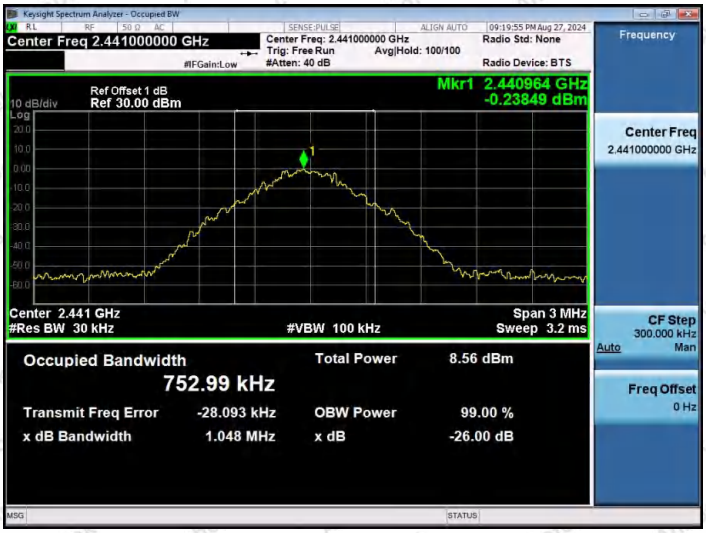

DH5-Ant1-2441

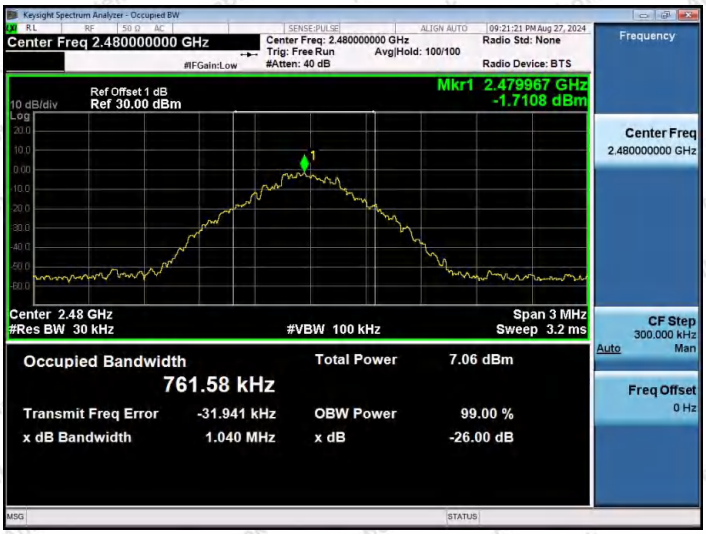

DH5-Ant1-2480

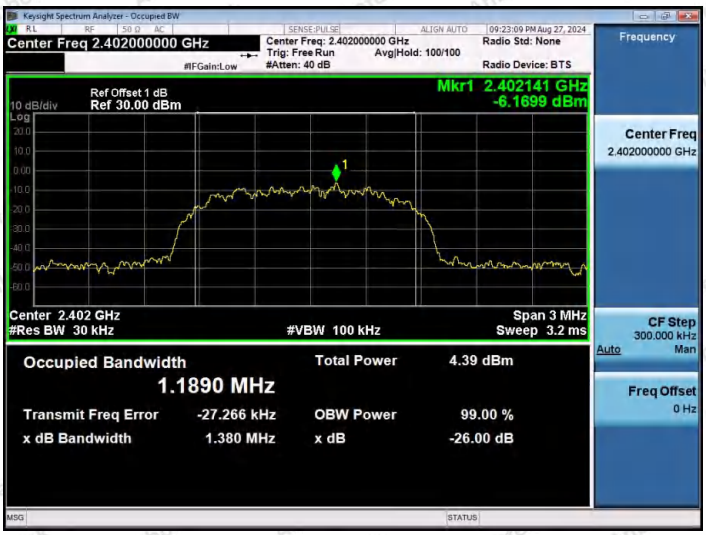

2DH5-Ant1-2402

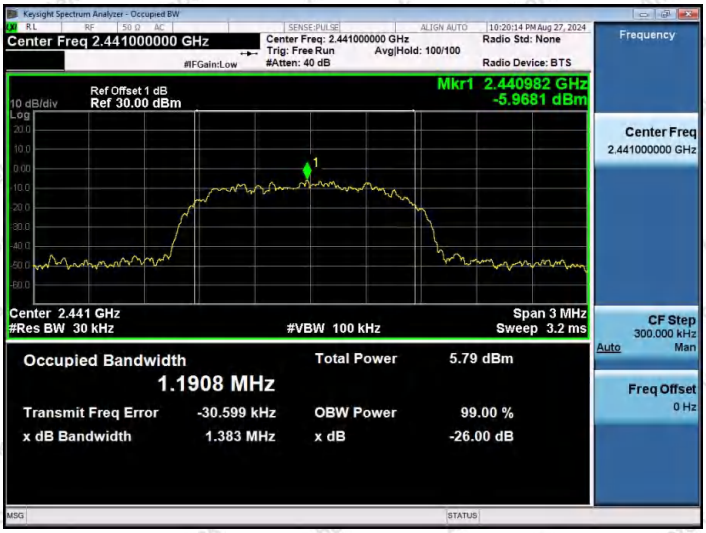

2DH5-Ant1-2441

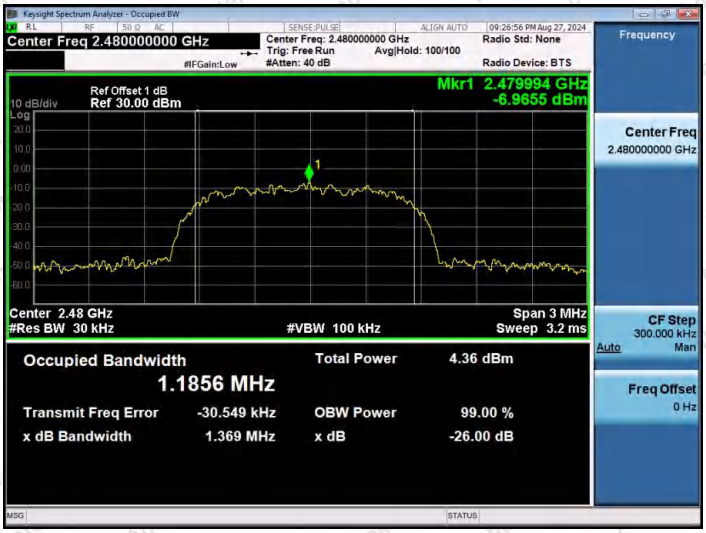

2DH5-Ant1-2480

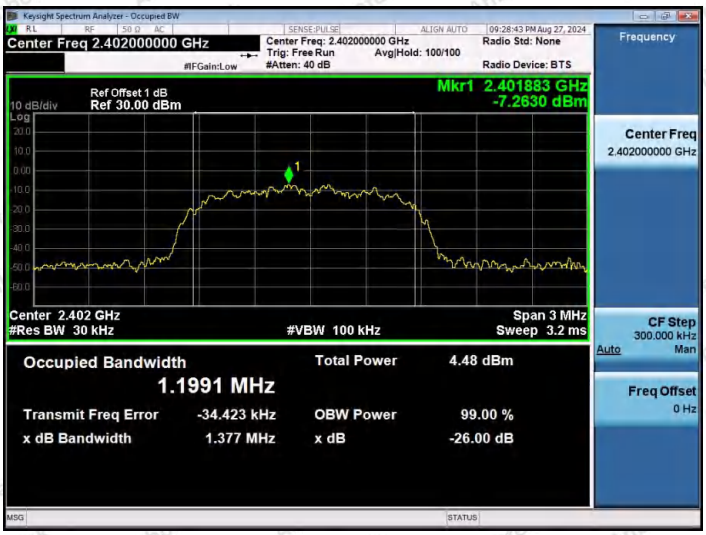

3DH5-Ant1-2402

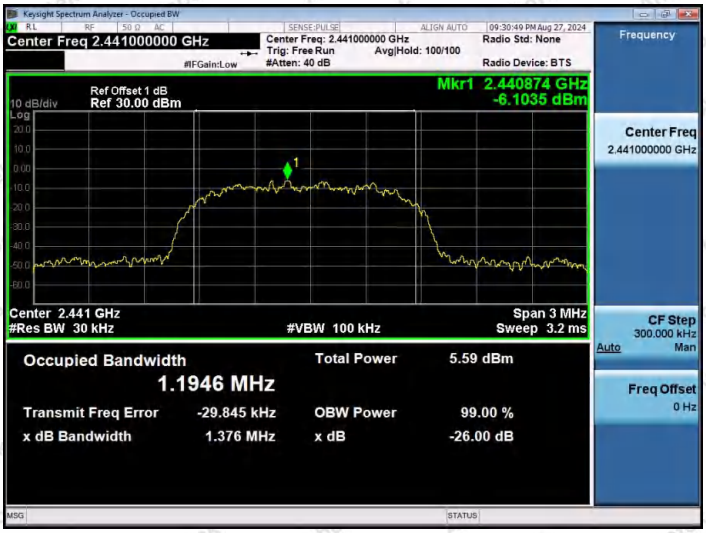

3DH5-Ant1-2441

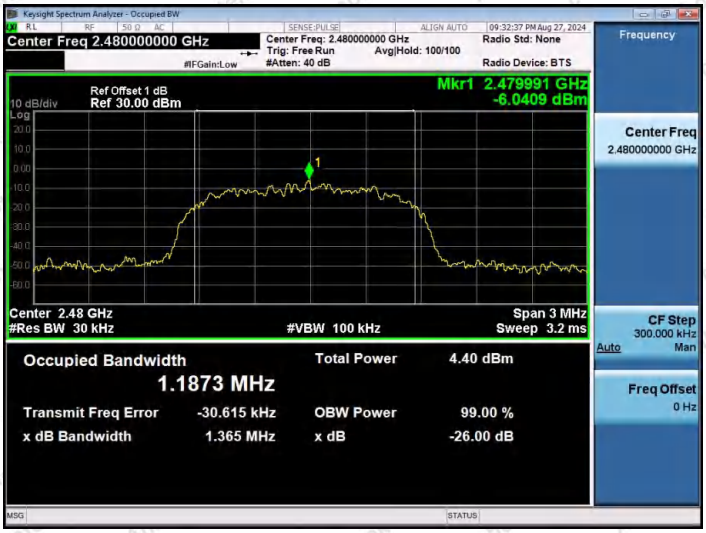

3DH5-Ant1-2480

Appendix C: Maximum Conducted Output Power

Test Result Peak

Test Mode	Antenna	Frequency[MHz]	Conducted Peak Power[dBm]	Conducted Limit[dBm]	Verdict
DH5	Ant1	2402	1.35	≤20.97	PASS
DH5	Ant1	2441	2.68	≤20.97	PASS
DH5	Ant1	2480	1.33	≤20.97	PASS
2DH5	Ant1	2402	0.92	≤20.97	PASS
2DH5	Ant1	2441	2.17	≤20.97	PASS
2DH5	Ant1	2480	0.78	≤20.97	PASS
3DH5	Ant1	2402	1.64	≤20.97	PASS
3DH5	Ant1	2441	2.73	≤20.97	PASS
3DH5	Ant1	2480	1.35	≤20.97	PASS

Test Graphs

DH5-Ant1-2402-PASS

DH5-Ant1-2441-PASS

DH5-Ant1-2480-PASS

2DH5-Ant1-2402-PASS

2DH5-Ant1-2441-PASS

2DH5-Ant1-2480-PASS

3DH5-Ant1-2402-PASS

3DH5-Ant1-2441-PASS

3DH5-Ant1-2480-PASS

Appendix D: Carrier frequency separation

Test Result

TestMode	Antenna	Frequency[MHz]	Result[MHz]	Limit[MHz]	Verdict
DH5	Ant1	Hop	1.022	≥0.570	PASS
2DH5	Ant1	Hop	1.03	≥0.886	PASS
3DH5	Ant1	Hop	1.086	≥0.896	PASS

Test Graphs

DH5-Ant1-Hop-PASS

2DH5-Ant1-Hop-PASS

3DH5-Ant1-Hop-PASS

Appendix E: Dwell Time

Test Result

TestMode	Antenna	Frequency[MHz]	BurstWidth [ms]	TotalHops [Num]	Result[s]	Limit[s]	Verdict
DH1	Ant1	Hop	0.374	114	0.043	≤0.4	PASS
DH3	Ant1	Hop	1.630	67	0.109	≤0.4	PASS
DH5	Ant1	Hop	2.878	43	0.124	≤0.4	PASS
2DH1	Ant1	Hop	0.383	117	0.045	≤0.4	PASS
2DH3	Ant1	Hop	1.634	74	0.121	≤0.4	PASS
2DH5	Ant1	Hop	2.882	47	0.135	≤0.4	PASS
3DH1	Ant1	Hop	0.381	113	0.043	≤0.4	PASS
3DH3	Ant1	Hop	1.633	57	0.093	≤0.4	PASS
3DH5	Ant1	Hop	2.883	48	0.138	≤0.4	PASS

Test Graphs

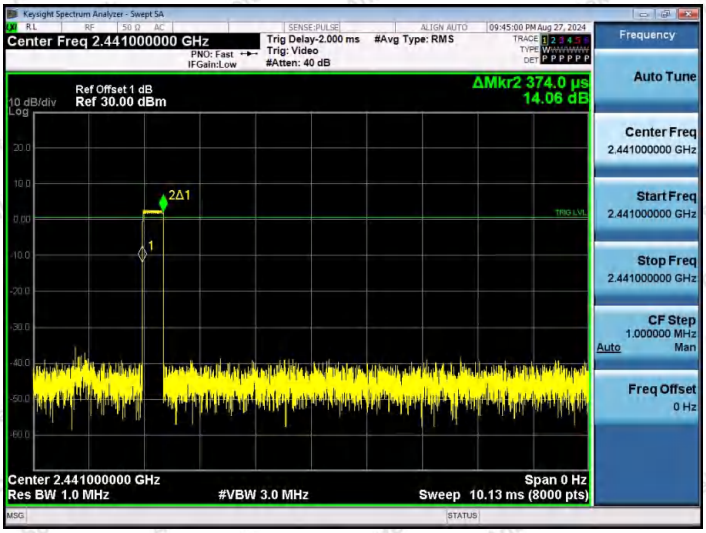

DH1-Ant1-Hop-PASS

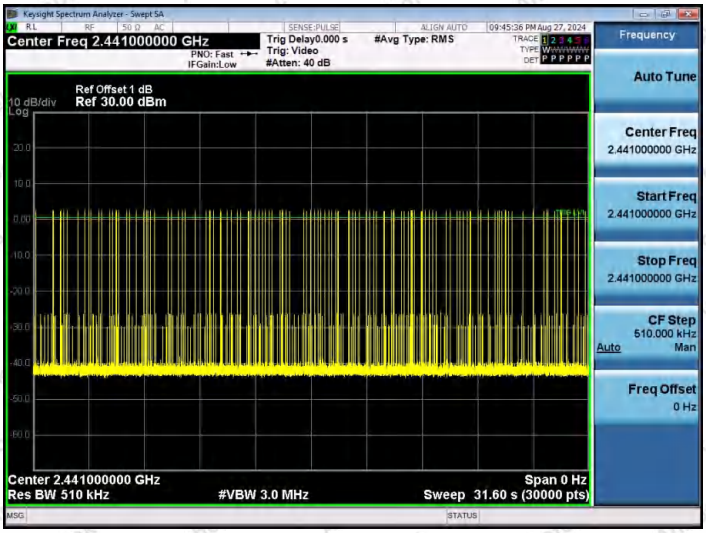

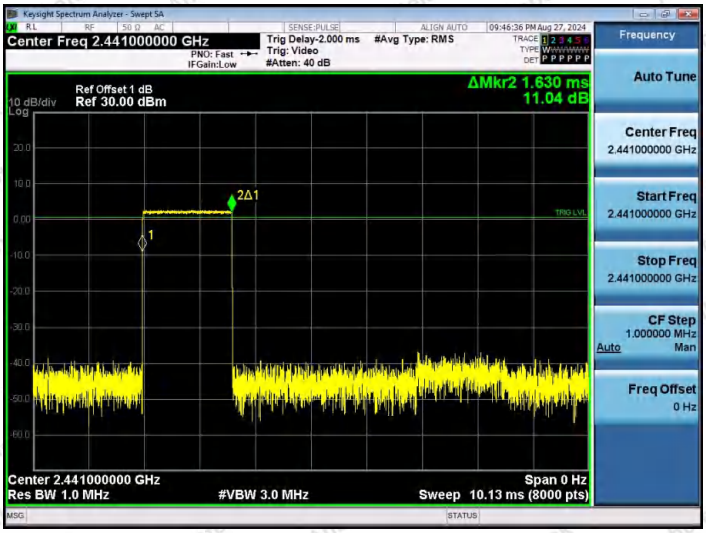

DH3-Ant1-Hop-PASS

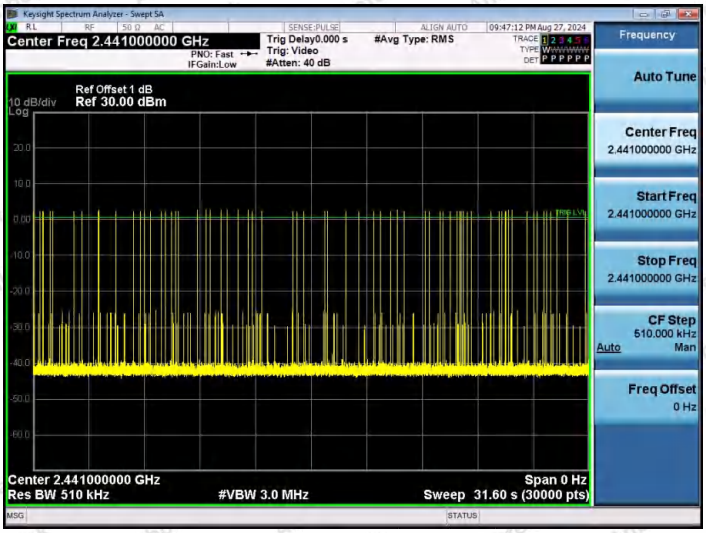

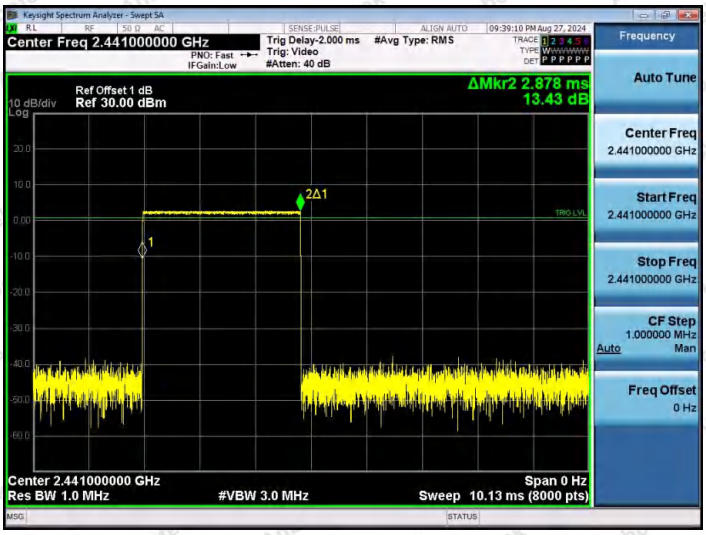

DH5-Ant1-Hop-PASS

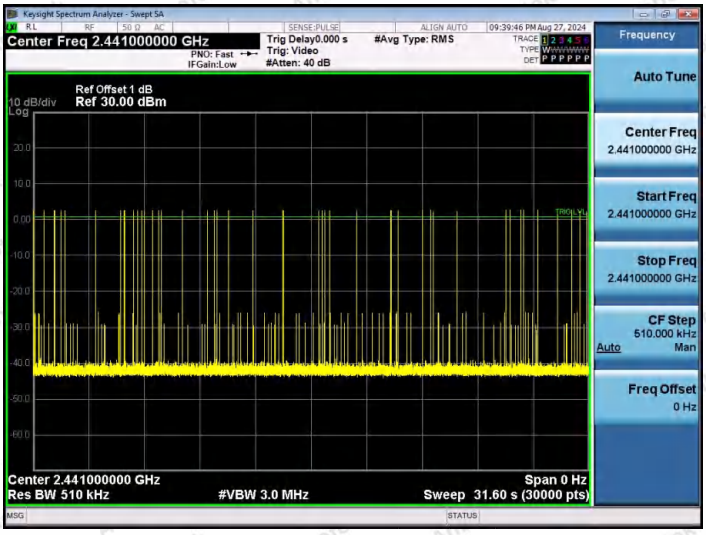

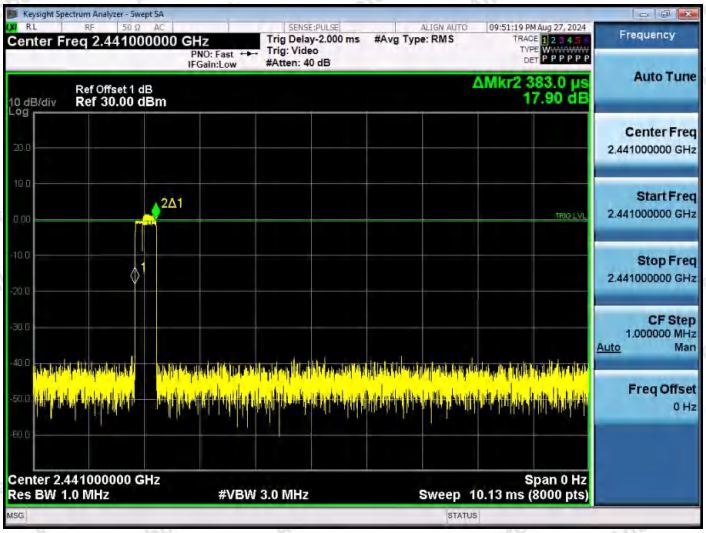

2DH1-Ant1-Hop-PASS

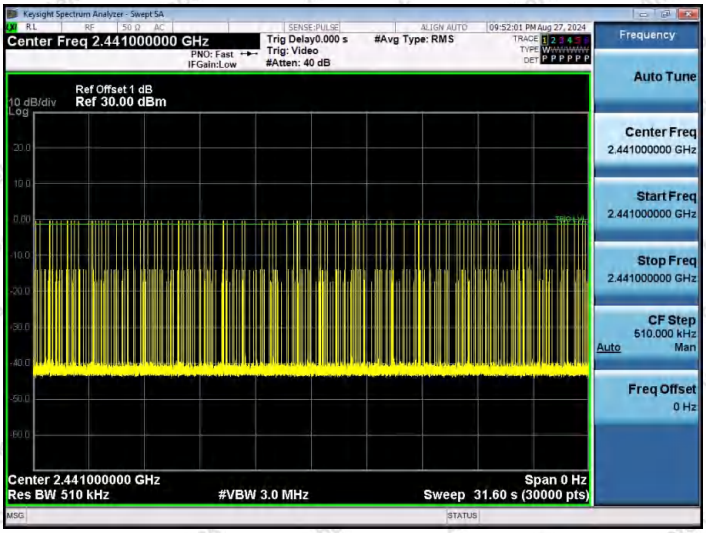

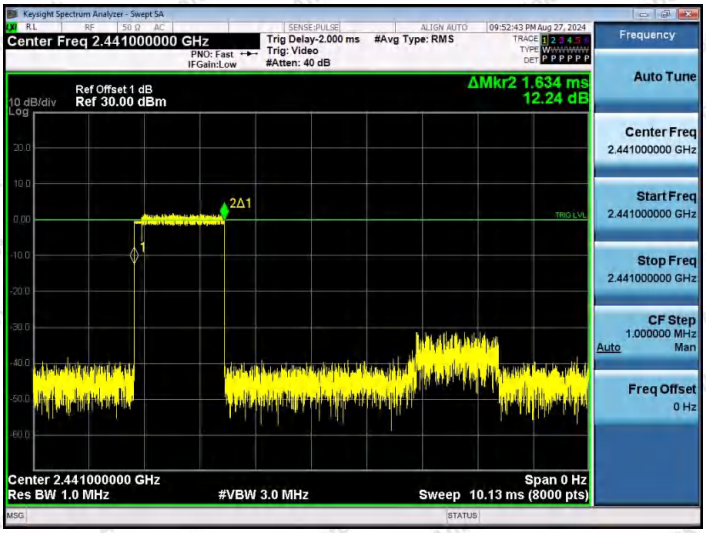

2DH3-Ant1-Hop-PASS

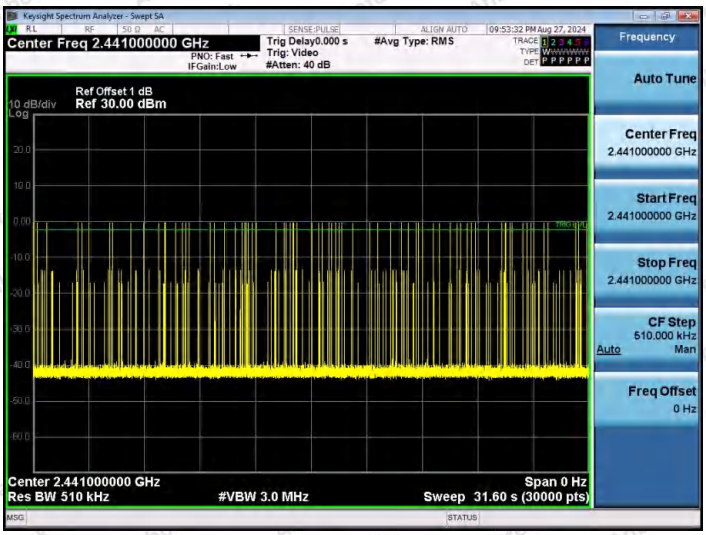

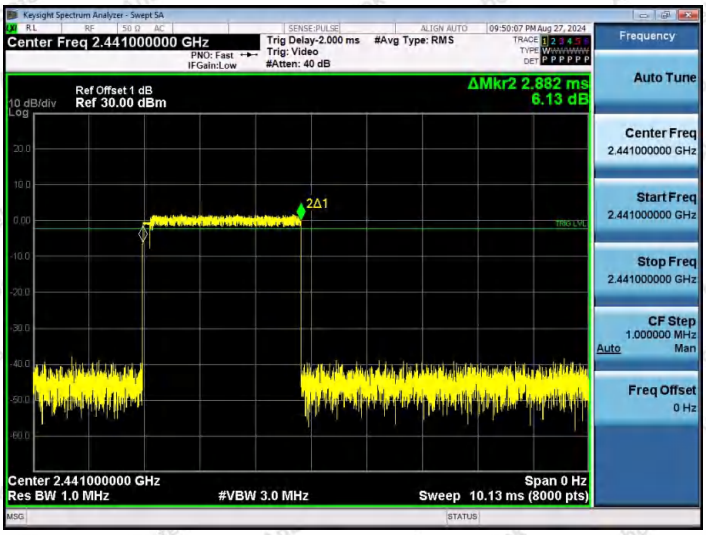

2DH5-Ant1-Hop-PASS

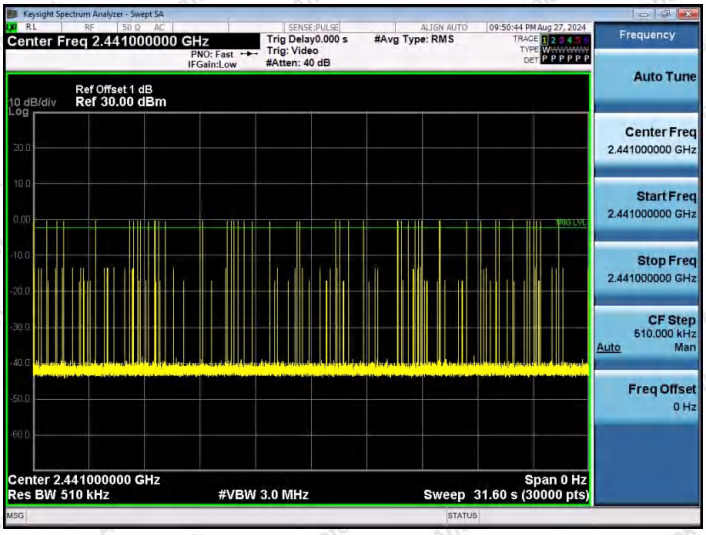

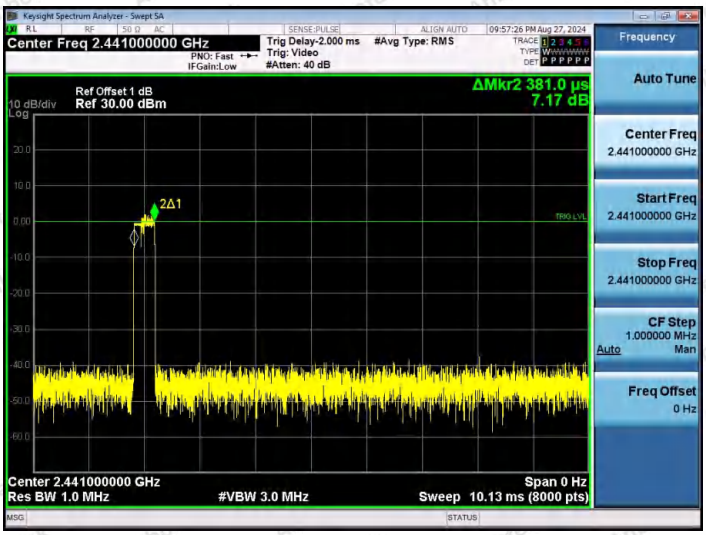

3DH1-Ant1-Hop-PASS

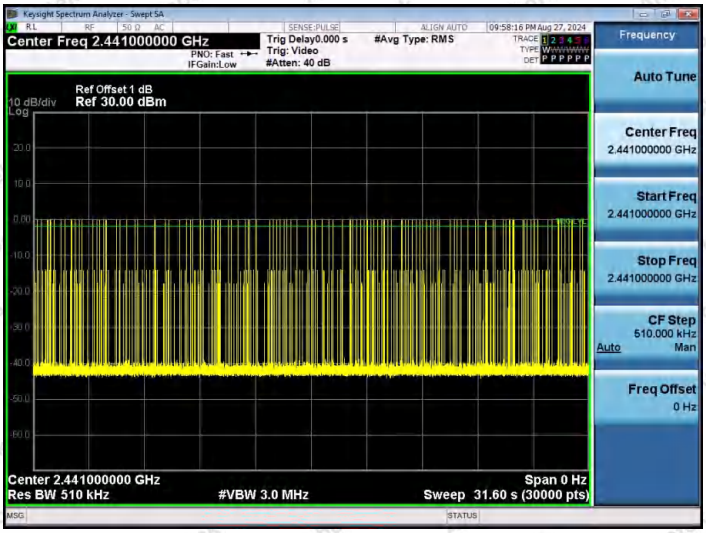

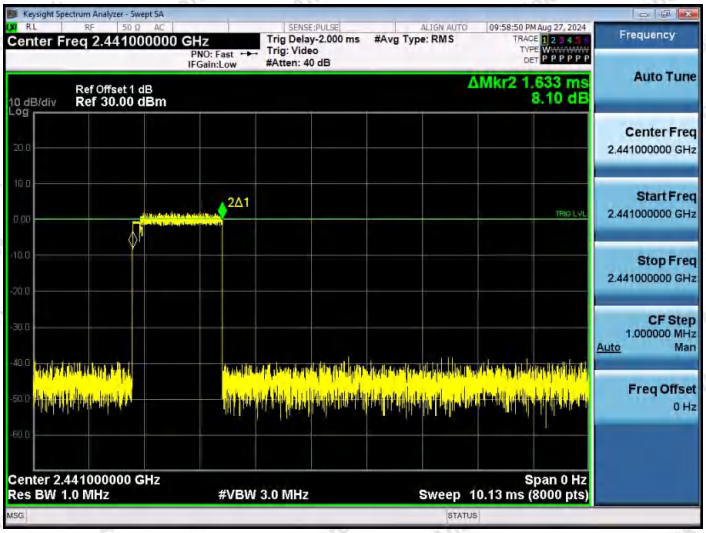

3DH3-Ant1-Hop-PASS

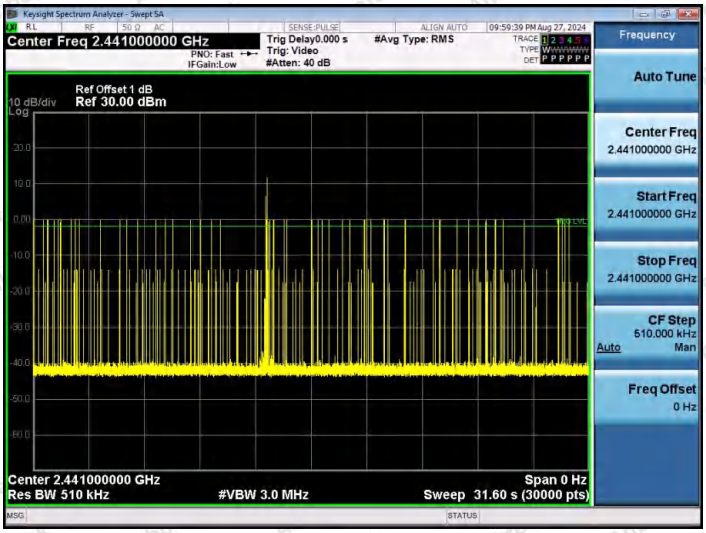

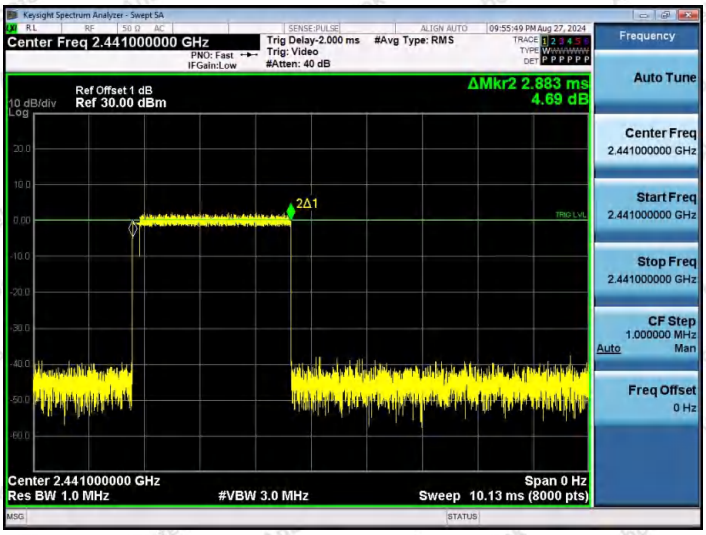

3DH5-Ant1-Hop-PASS

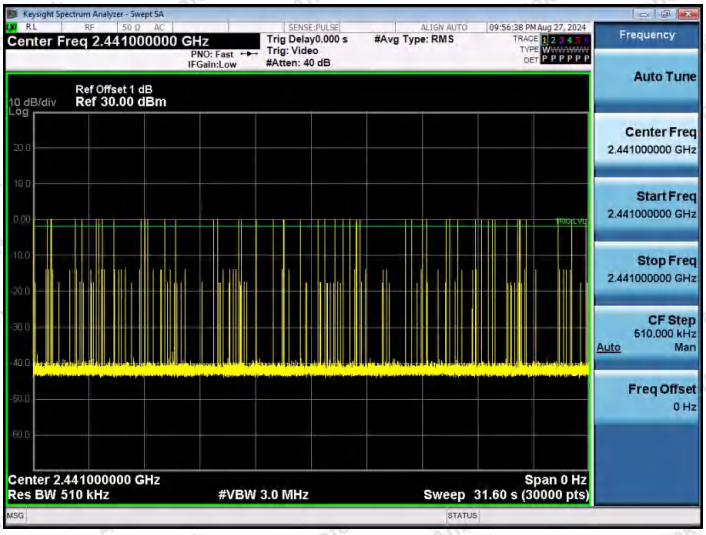

Appendix F: Number of Hopping Channel

Test Result

TestMode	Antenna	Frequency[MHz]	Result[Num]	Limit[Num]	Verdict
DH5	Ant1	Hop	79	≥15	PASS
2DH5	Ant1	Hop	79	≥15	PASS
3DH5	Ant1	Hop	79	≥15	PASS

Test Graphs

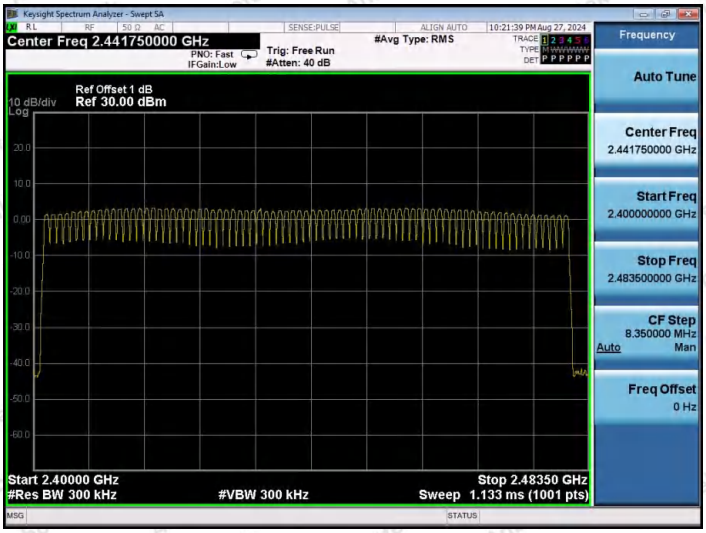

DH5-Ant1-Hop-PASS

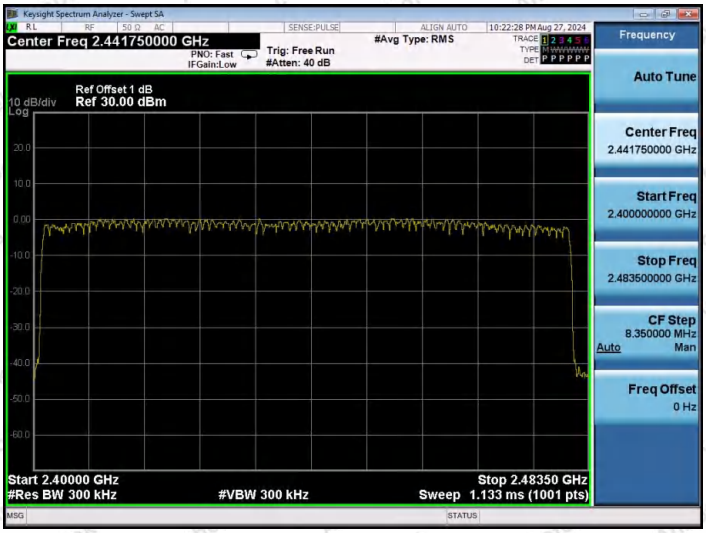

2DH5-Ant1-Hop-PASS

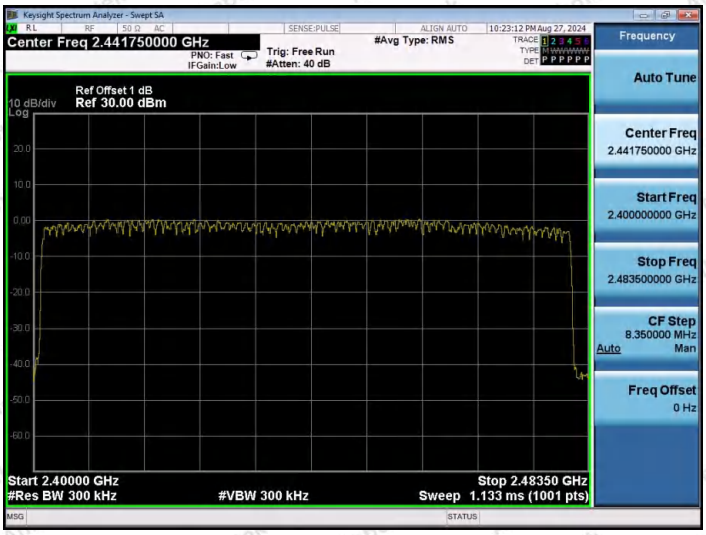

3DH5-Ant1-Hop-PASS

Appendix G: Conducted Band edge

Test Result

TestMode	Antenna	ChName	Frequency[MHz]	RefLevel [dBm]	Result [dBm]	Limit [dBm]	Verdict
DH5	Ant1	Low	2402	1.09	-56.91	≤-18.92	PASS
DH5	Ant1	High	2480	0.85	-56.11	≤-19.15	PASS
DH5	Ant1	Low	Hop_2402	1.55	-56.13	≤-18.45	PASS
DH5	Ant1	High	Hop_2480	1.46	-55.32	≤-18.54	PASS
2DH5	Ant1	Low	2402	-4.22	-55.71	≤-24.22	PASS
2DH5	Ant1	High	2480	-2.53	-54.94	≤-22.53	PASS
2DH5	Ant1	Low	Hop_2402	-4.19	-56.24	≤-24.19	PASS
2DH5	Ant1	High	Hop_2480	-3.52	-55.68	≤-23.52	PASS
3DH5	Ant1	Low	2402	-3.88	-55.61	≤-23.88	PASS
3DH5	Ant1	High	2480	-3.93	-53.78	≤-23.93	PASS
3DH5	Ant1	Low	Hop_2402	-3.58	-46.67	≤-23.58	PASS
3DH5	Ant1	High	Hop_2480	-3.88	-55.69	≤-23.88	PASS

Test Graphs

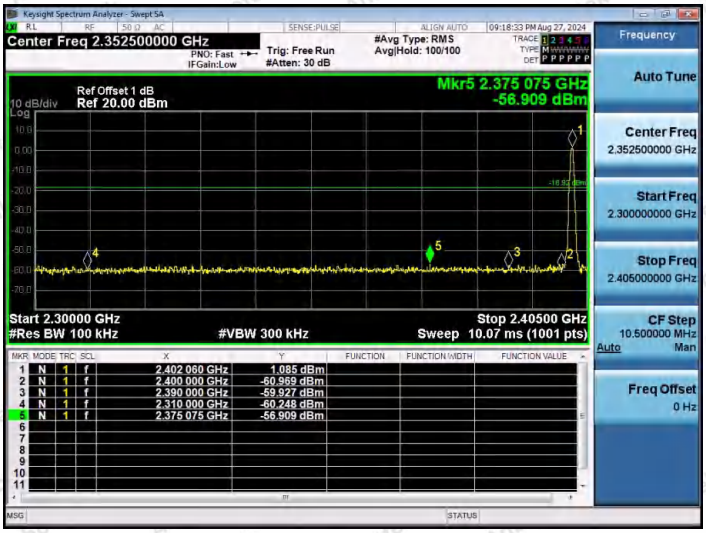

DH5-Ant1-2402-PASS

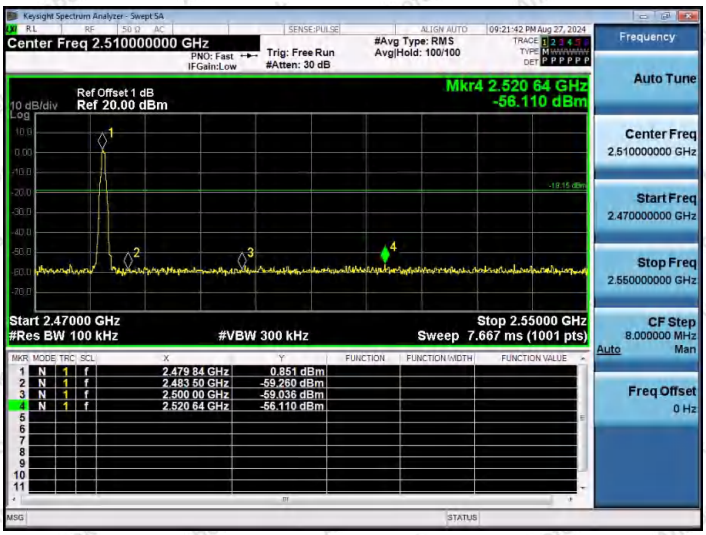

DH5-Ant1-2480-PASS

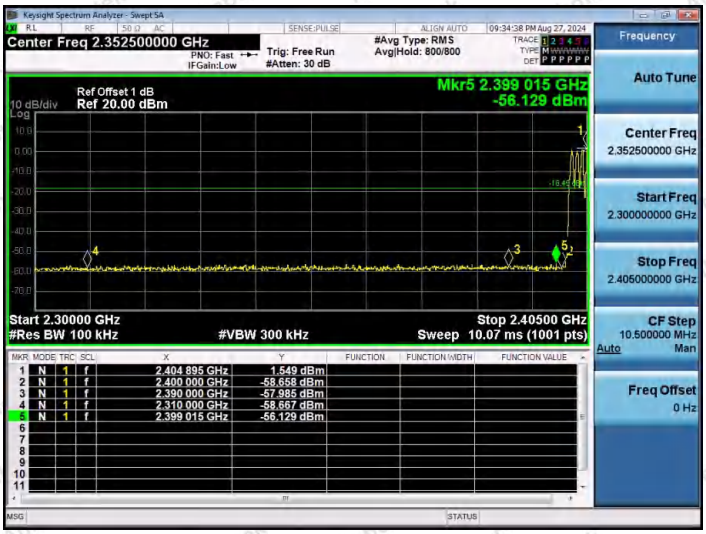

DH5-Ant1-Hop_2402-PASS

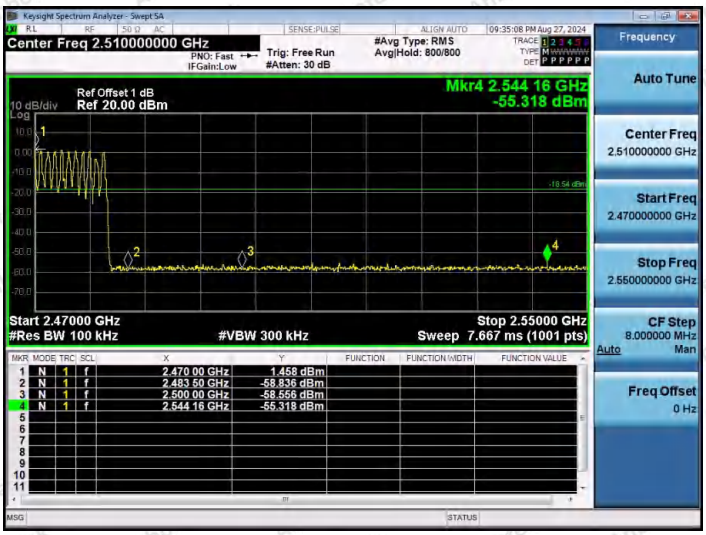

DH5-Ant1-Hop_2480-PASS

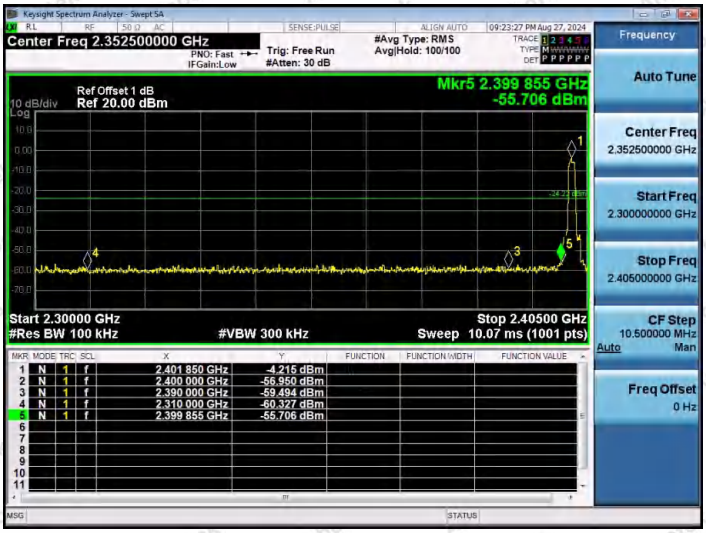

2DH5-Ant1-2402-PASS

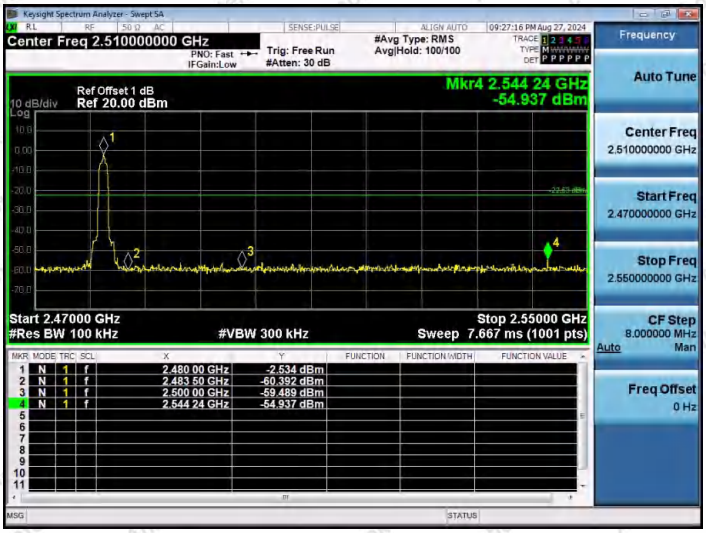

2DH5-Ant1-2480-PASS

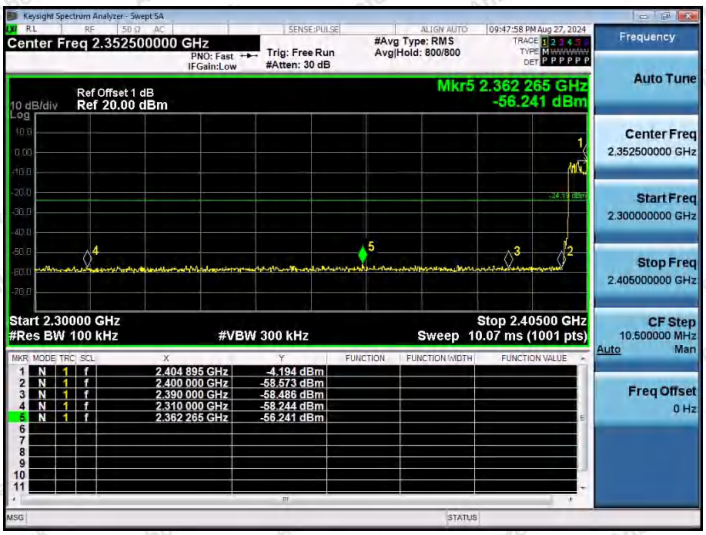

2DH5-Ant1-Hop_2402-PASS

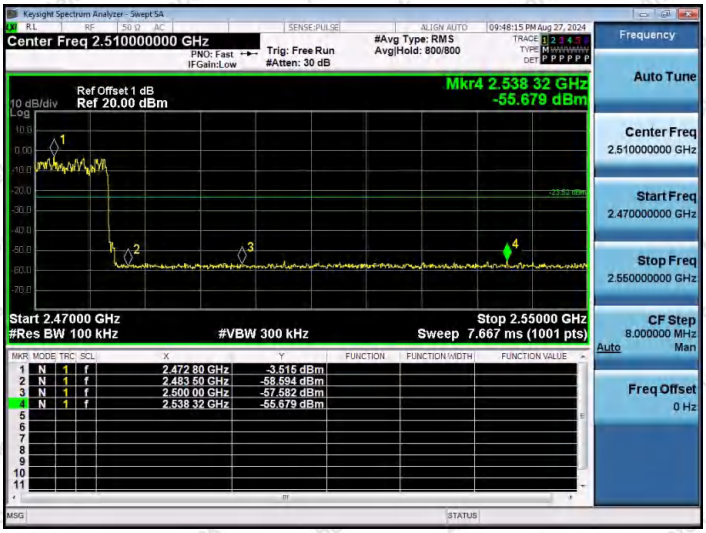

2DH5-Ant1-Hop_2480-PASS

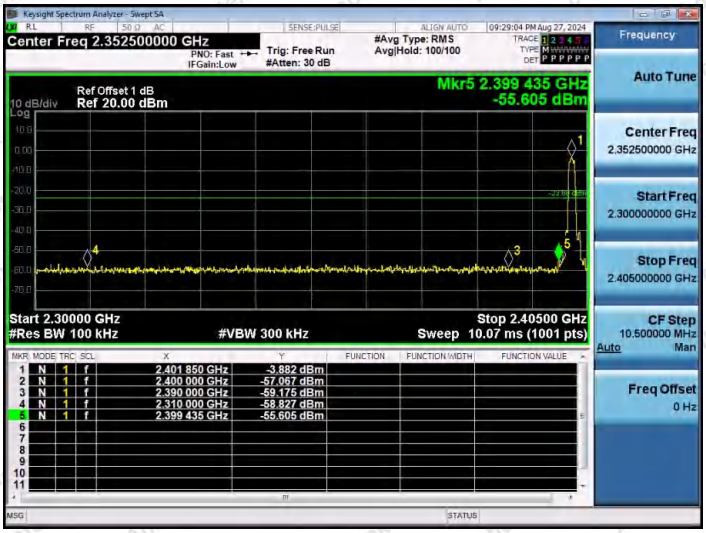

3DH5-Ant1-2402-PASS

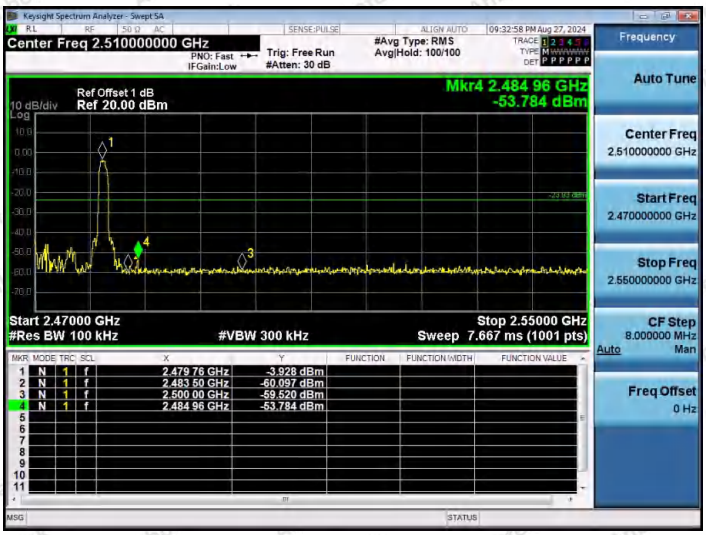

3DH5-Ant1-2480-PASS

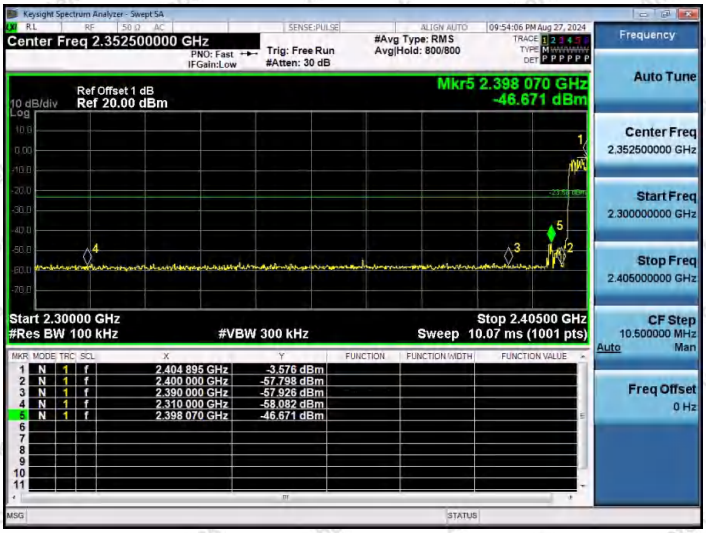

3DH5-Ant1-Hop_2402-PASS

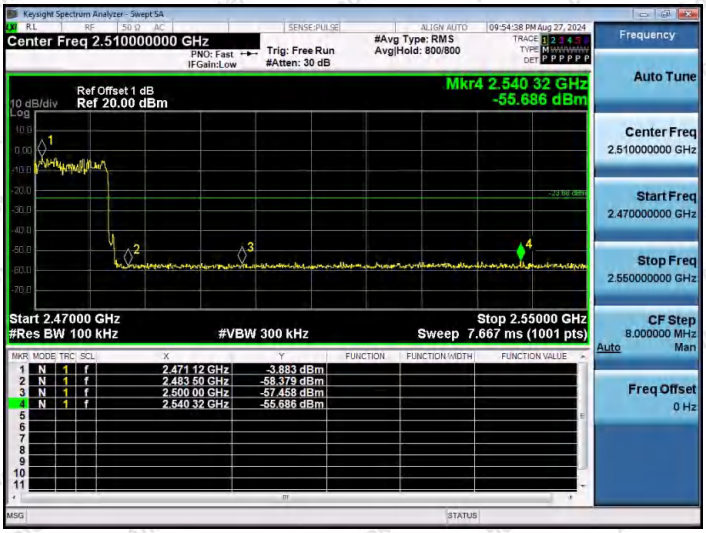

3DH5-Ant1-Hop_2480-PASS

Appendix H: Conducted Spurious Emission

Test Result

TestMode	Antenna	Frequency[MHz]	FreqRange [MHz]	RefLevel [dBm]	Result [dBm]	Limit [dBm]	Verdict
DH5	Ant1	2402	0~Reference	0.68	0.68	---	PASS
DH5	Ant1	2402	30~1000	0.68	-67.67	≤-19.32	PASS
DH5	Ant1	2402	1000~26500	0.68	-52.58	≤-19.32	PASS
DH5	Ant1	2441	0~Reference	1.70	1.70	---	PASS
DH5	Ant1	2441	30~1000	1.70	-68.43	≤-18.3	PASS
DH5	Ant1	2441	1000~26500	1.70	-52.95	≤-18.3	PASS
DH5	Ant1	2480	0~Reference	0.32	0.32	---	PASS
DH5	Ant1	2480	30~1000	0.32	-67.9	≤-19.68	PASS
DH5	Ant1	2480	1000~26500	0.32	-53.13	≤-19.68	PASS
2DH5	Ant1	2402	0~Reference	-4.46	-4.46	---	PASS
2DH5	Ant1	2402	30~1000	-4.46	-67.98	≤-24.46	PASS
2DH5	Ant1	2402	1000~26500	-4.46	-52.44	≤-24.46	PASS
2DH5	Ant1	2441	0~Reference	-3.10	-3.10	---	PASS
2DH5	Ant1	2441	30~1000	-3.10	-68.59	≤-23.1	PASS
2DH5	Ant1	2441	1000~26500	-3.10	-52.64	≤-23.1	PASS
2DH5	Ant1	2480	0~Reference	-4.64	-4.64	---	PASS
2DH5	Ant1	2480	30~1000	-4.64	-68.28	≤-24.64	PASS
2DH5	Ant1	2480	1000~26500	-4.64	-52.95	≤-24.64	PASS
3DH5	Ant1	2402	0~Reference	-3.82	-3.82	---	PASS
3DH5	Ant1	2402	30~1000	-3.82	-67.87	≤-23.82	PASS
3DH5	Ant1	2402	1000~26500	-3.82	-53.16	≤-23.82	PASS
3DH5	Ant1	2441	0~Reference	-2.75	-2.75	---	PASS
3DH5	Ant1	2441	30~1000	-2.75	-68.61	≤-22.75	PASS
3DH5	Ant1	2441	1000~26500	-2.75	-52.7	≤-22.75	PASS
3DH5	Ant1	2480	0~Reference	-4.34	-4.34	---	PASS
3DH5	Ant1	2480	30~1000	-4.34	-68.22	≤-24.34	PASS
3DH5	Ant1	2480	1000~26500	-4.34	-53.59	≤-24.34	PASS

Test Graphs

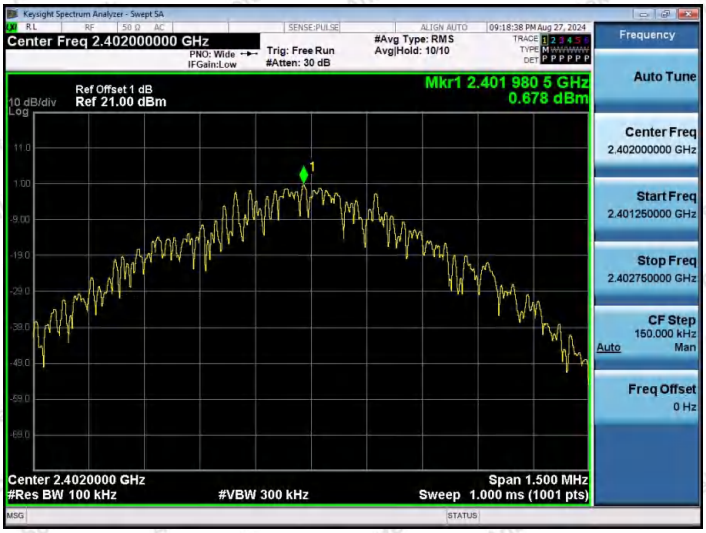

DH5-Ant1-2402-0~Reference-PASS

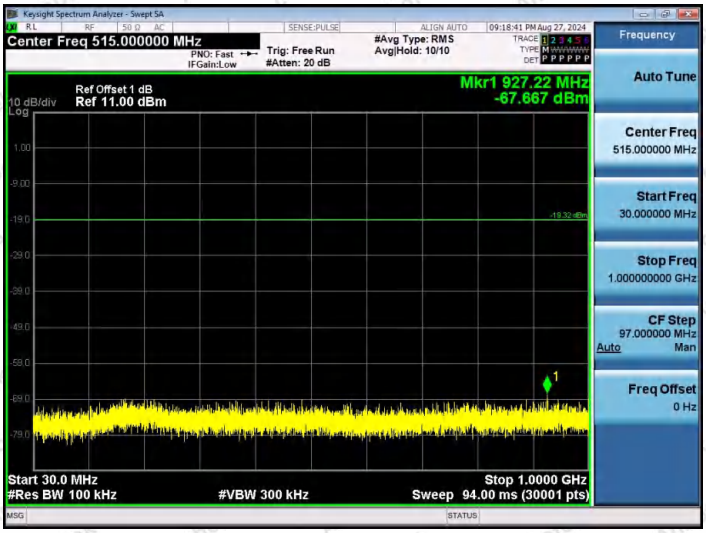

DH5-Ant1-2402-30~1000-PASS

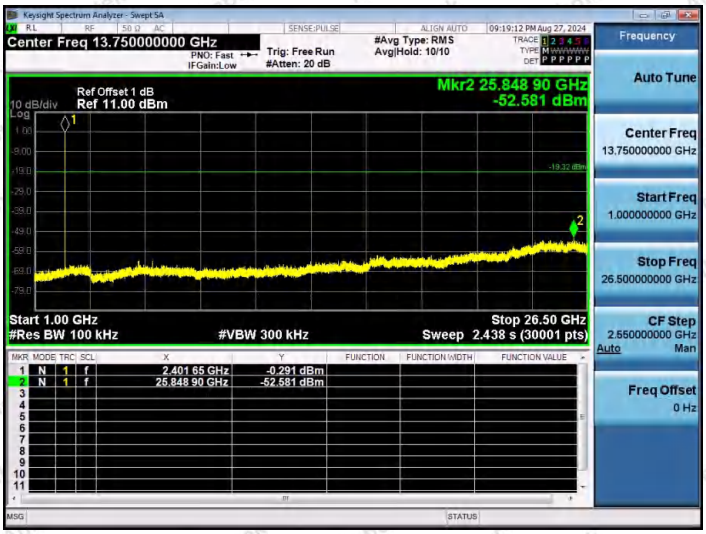

DH5-Ant1-2402-1000~26500-PASS

DH5-Ant1-2441-0~Reference-PASS

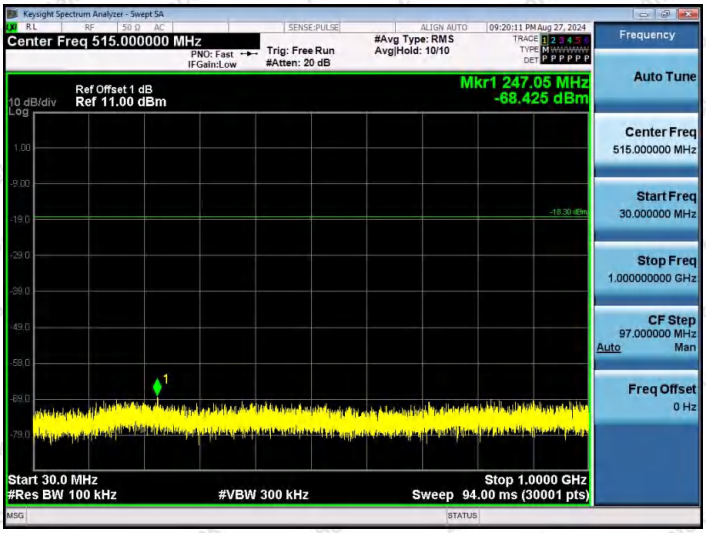

DH5-Ant1-2441-30~1000-PASS

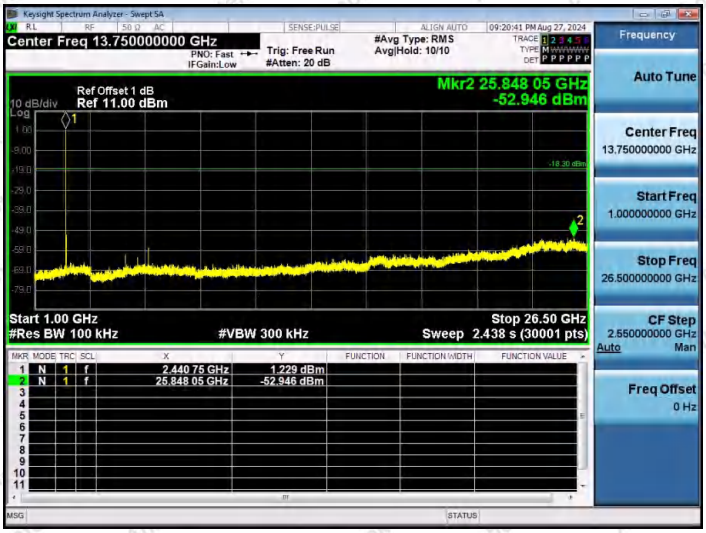

DH5-Ant1-2441-1000~26500-PASS

DH5-Ant1-2480-0~Reference-PASS

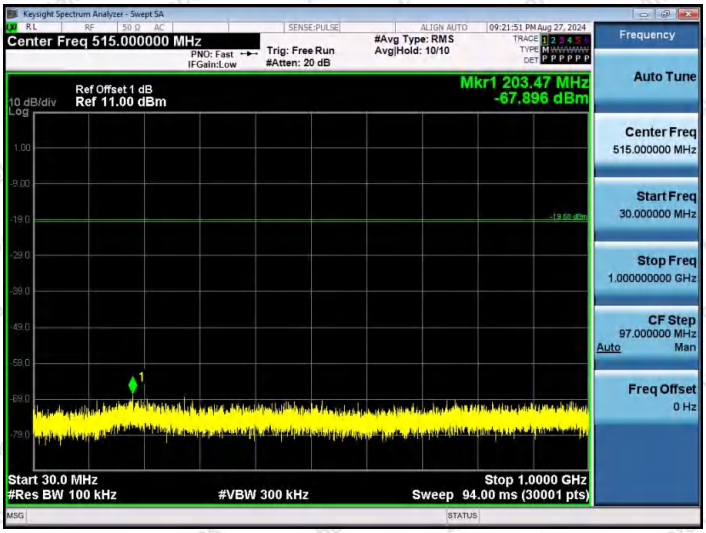

DH5-Ant1-2480-30~1000-PASS

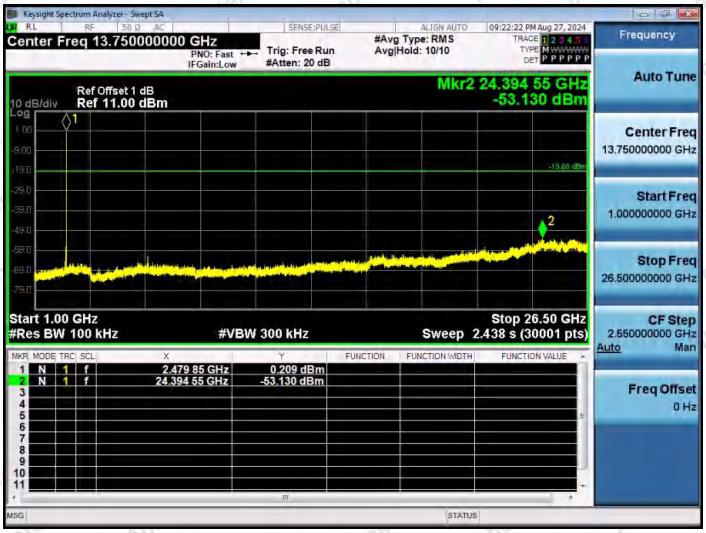

DH5-Ant1-2480-1000~26500-PASS

2DH5-Ant1-2402-0~Reference-PASS

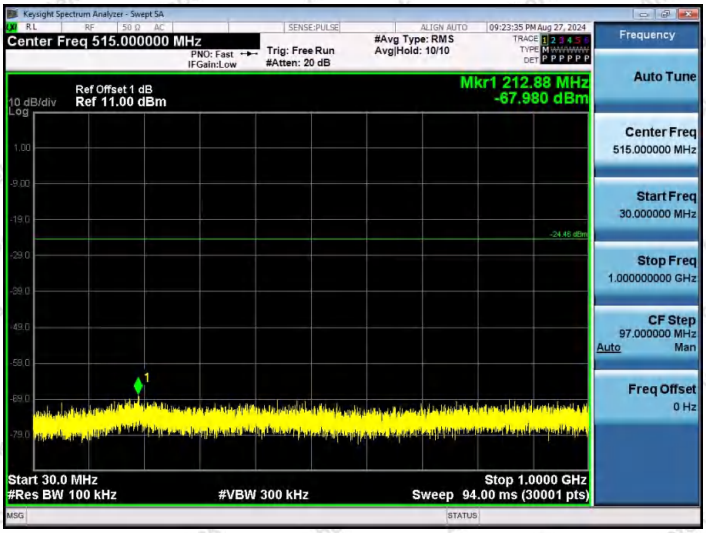

2DH5-Ant1-2402-30~1000-PASS

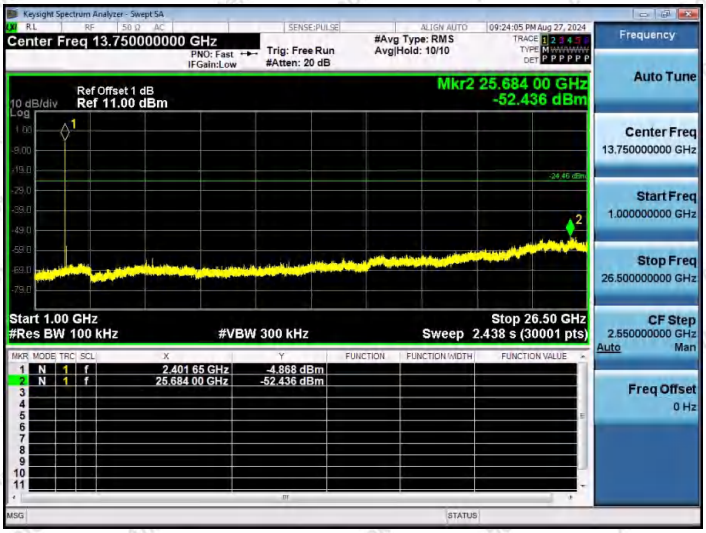

2DH5-Ant1-2402-1000~26500-PASS

2DH5-Ant1-2441-0~Reference-PASS

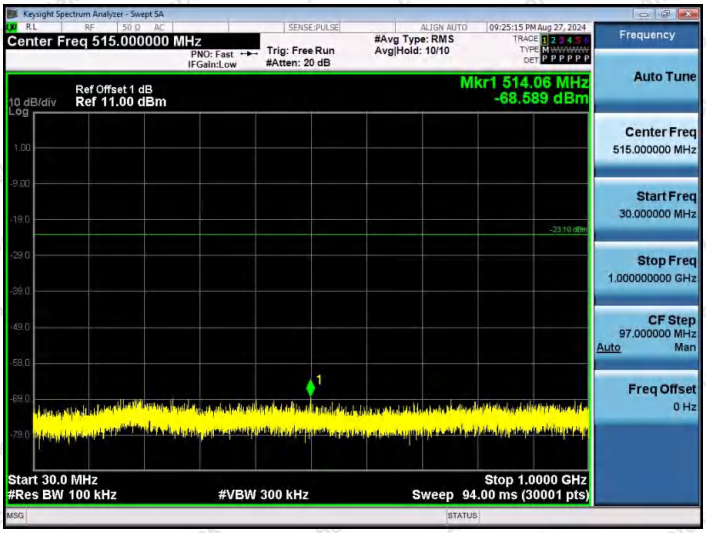

2DH5-Ant1-2441-30~1000-PASS

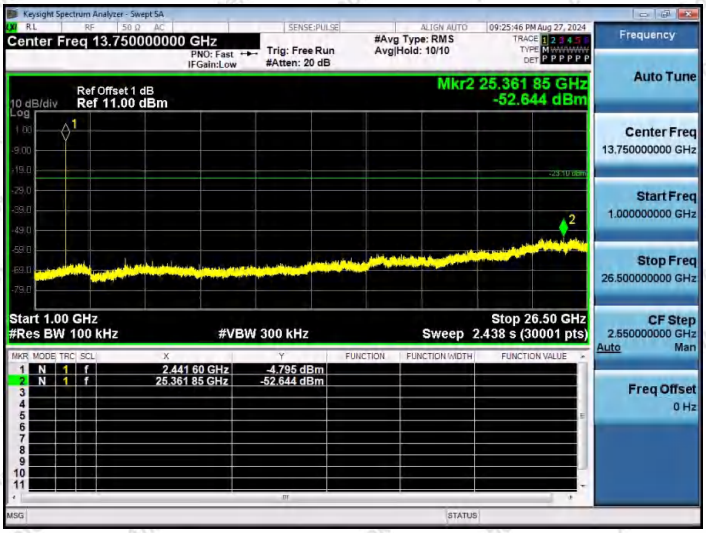

2DH5-Ant1-2441-1000~26500-PASS

2DH5-Ant1-2480-0~Reference-PASS

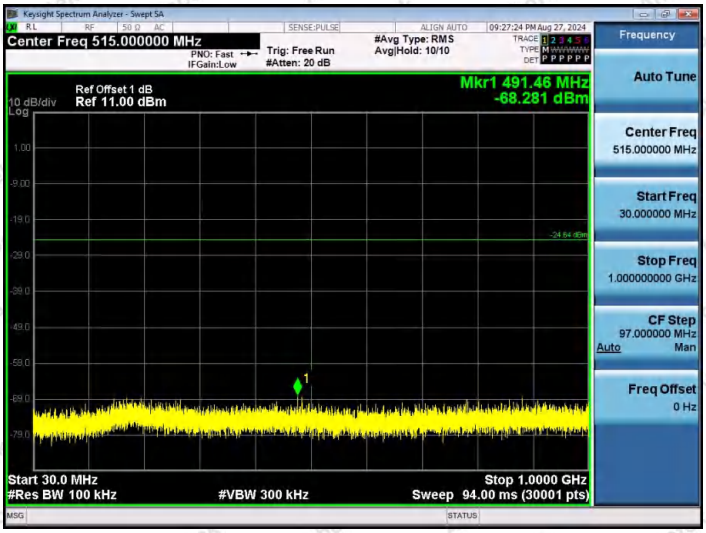

2DH5-Ant1-2480-30~1000-PASS

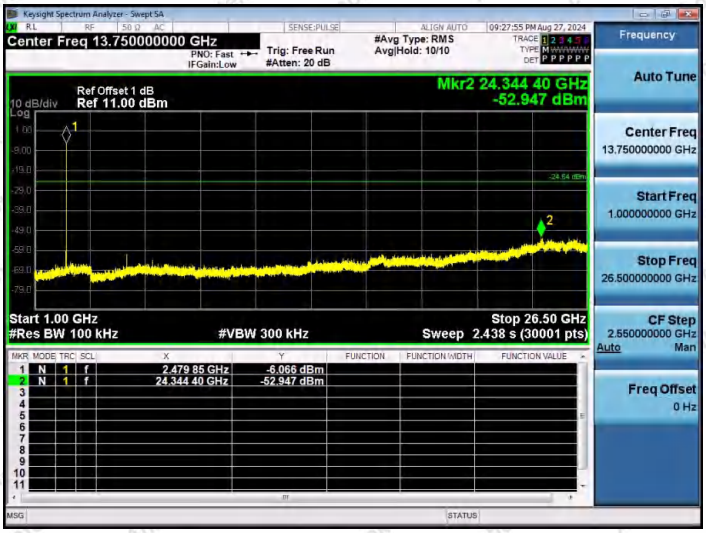

2DH5-Ant1-2480-1000~26500-PASS

3DH5-Ant1-2402-0~Reference-PASS

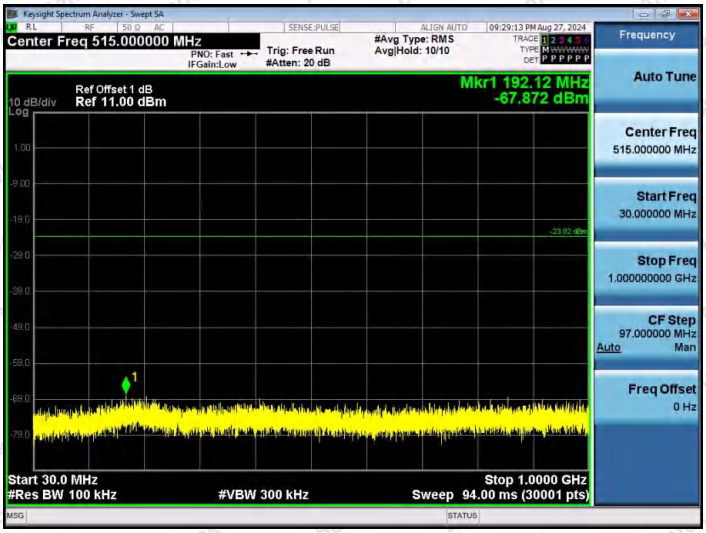

3DH5-Ant1-2402-30~1000-PASS

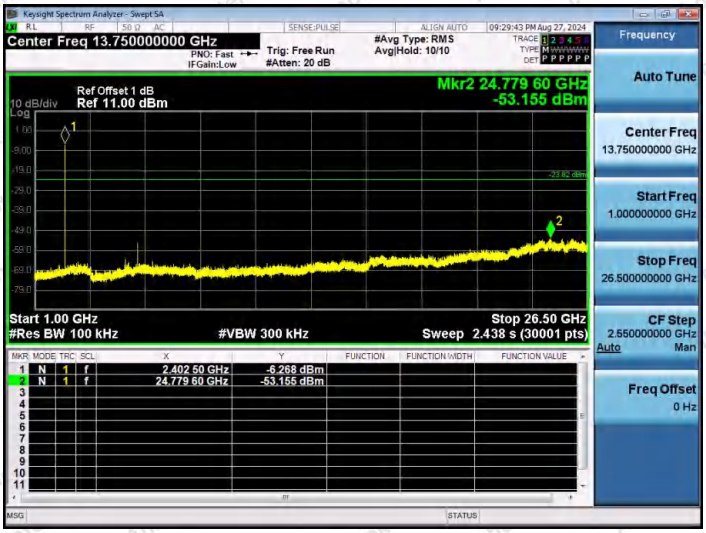

3DH5-Ant1-2402-1000~26500-PASS

3DH5-Ant1-2441-0~Reference-PASS

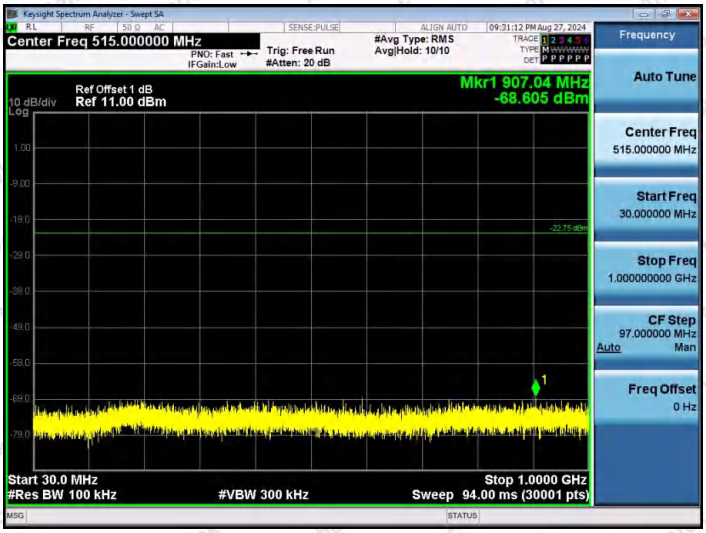

3DH5-Ant1-2441-30~1000-PASS

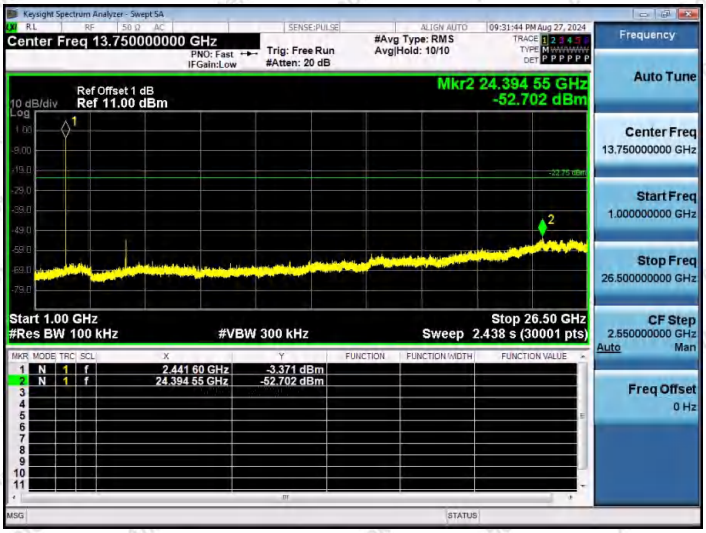

3DH5-Ant1-2441-1000~26500-PASS

3DH5-Ant1-2480-0~Reference-PASS

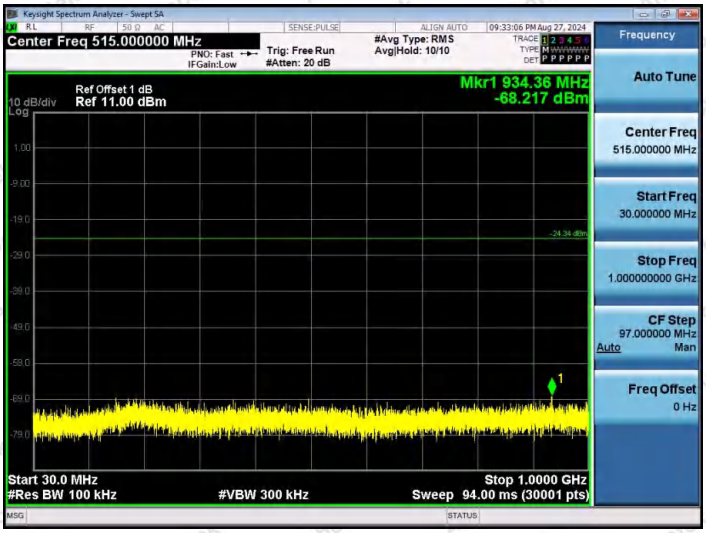

3DH5-Ant1-2480-30~1000-PASS

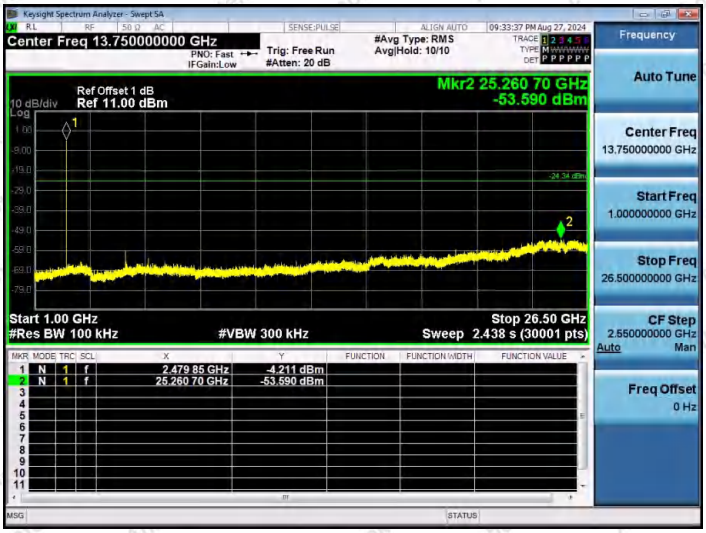

3DH5-Ant1-2480-1000~26500-PASS

Appendix I: Duty Cycle

Test Result

TestMode	Antenna	Frequency[MHz]	ON Time [ms]	Period [ms]	Duty Cycle [%]	Duty Cycle Factor[dB]
DH5	Ant1	2402	2.88	3.76	76.60	1.16
DH5	Ant1	2441	2.88	3.75	76.80	1.15
DH5	Ant1	2480	2.89	3.75	77.07	1.13
2DH5	Ant1	2402	2.88	3.75	76.80	1.15
2DH5	Ant1	2441	2.87	3.74	76.74	1.15
2DH5	Ant1	2480	2.88	3.75	76.80	1.15
3DH5	Ant1	2402	2.89	3.75	77.07	1.13
3DH5	Ant1	2441	2.88	3.74	77.01	1.13
3DH5	Ant1	2480	2.88	3.75	76.80	1.15

Test Graphs

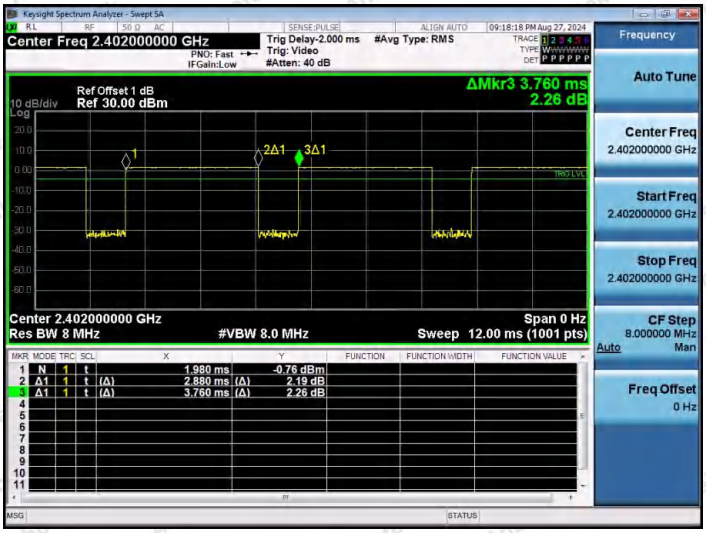

NTNV-DH5-Ant1-2402

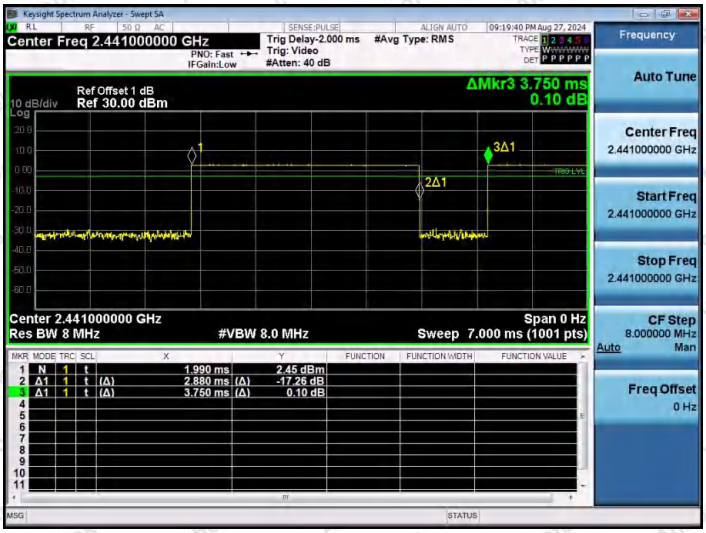

NTNV-DH5-Ant1-2441

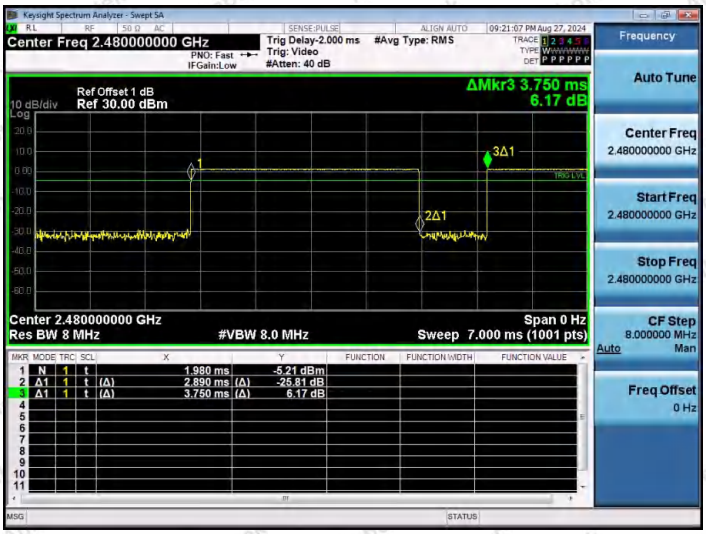

NTNV-DH5-Ant1-2480

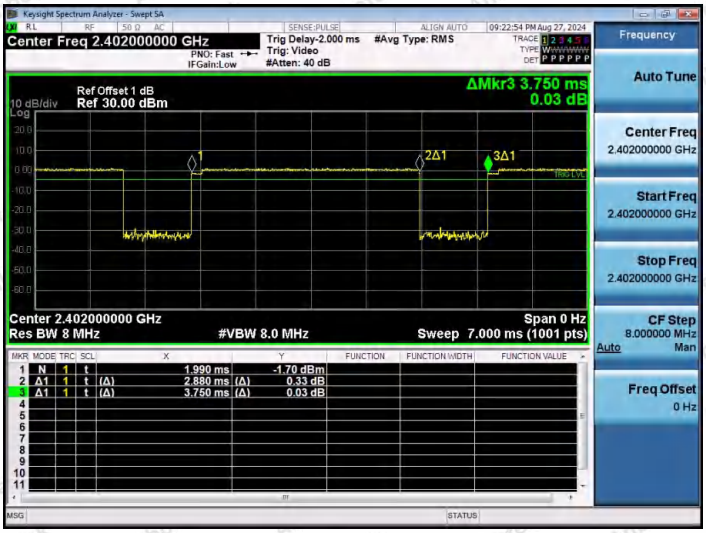

NTNV-2DH5-Ant1-2402

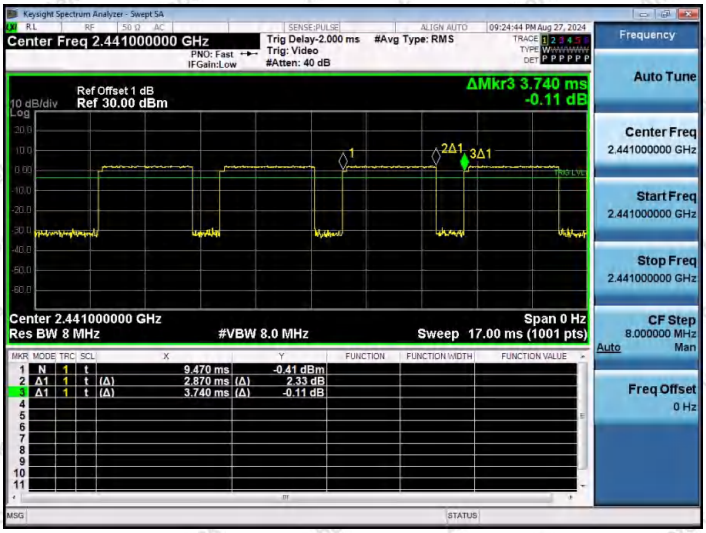

NTNV-2DH5-Ant1-2441

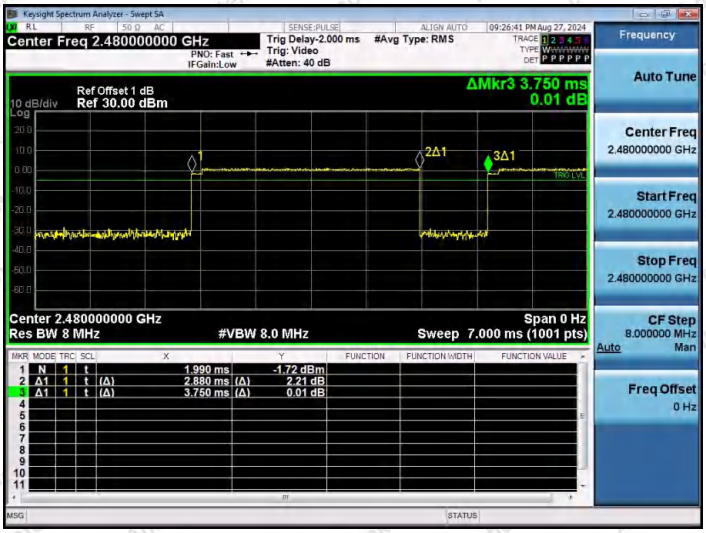

NTNV-2DH5-Ant1-2480

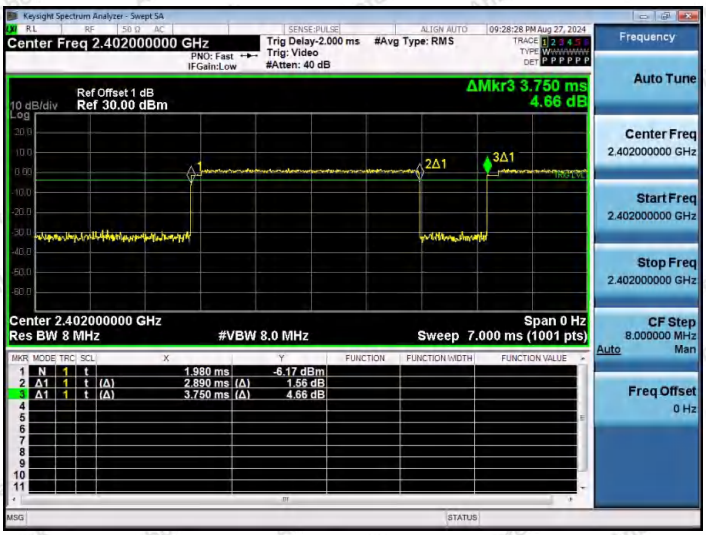

NTNV-3DH5-Ant1-2402

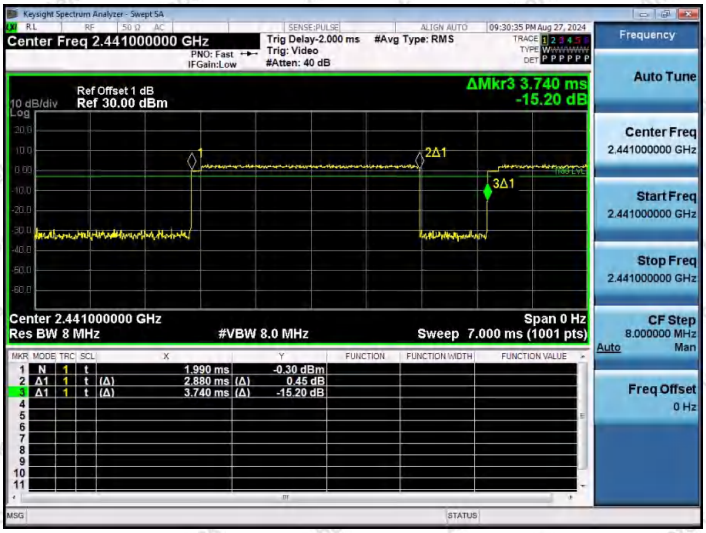

NTNV-3DH5-Ant1-2441

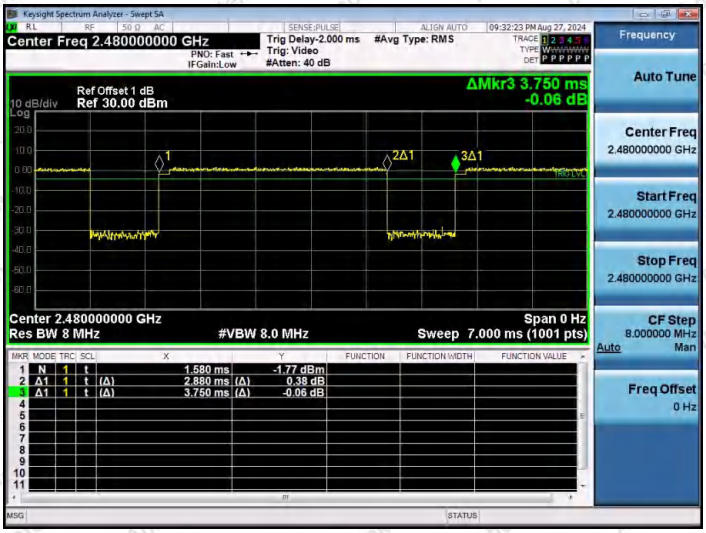

NTNV-3DH5-Ant1-2480

---End---