Shenzhen Yishengbang Technology Co., LTD

Sample acceptance letter

SPECIFICATION FOR APPROVAL

Company name (to be filled in by customer): Guangdong Chen Jing photoelectric technology Co., LTD

Material code (filled in by customer): _____

Gauge type number (filled in by customer): _____

Acceptance date (for customer): _____

Name of supplier (SLK): Shenzhen Yishengbang Technology Co., LTD

For quotient gauge type number (fill in SLK): WIFI:SLK-MTX-2516D-L-260I-B

Acknowledge the signature					
Acceptance by supplier (SLK field)			Guangdong Chen Jing photoelectric technology Co., LTD		
engineer	audit	approval	engineer	audit	approval
Chen Shilian	Huangzhne	Lin Meicai			
Seal and sign			Seal and sign		
day	2024-8-19		day		
written instructions or comments: ☐take in ☐conditional acceptance					
Remarks (filled by customer) :					

Supplier name: Shenzhen Yishengbang Technology Co., LTD
Supplier Address: 101, Building C, Shenzhen Qianwan Hard Technology Industrial Park, Nanchang Community, Xixiang Street, Baoan District, Shenzhen Tel: 0769-82553115 Fax: 0769-82553116

WIFI Antenna (2516D)

1. Explanation of Product number :

S L K - M T X - 2 5 1 6 D - L - 2 6 0 I - B

1 2 3 4 5

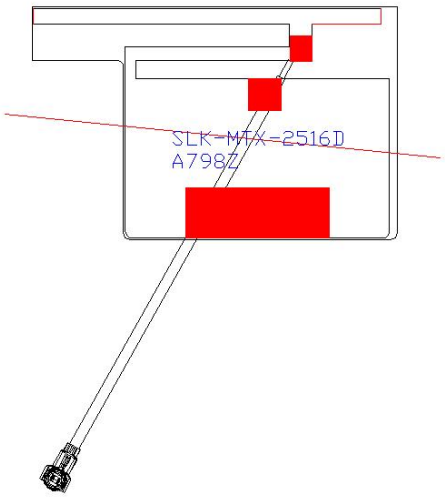

Product Code:
(1) Customer:
MTX:摩天星
(2) Project:
2516D: SLK-MTX-2516D (WIFI antenna)
(3) Welding Position
L: Left
(4) Cable Length:
260I: 260*1.13MM(一代端子）
(5)Cable Color
B: Black

2. Features

*Stable and reliable in performances
*Compact size
*RoHS compliance

3. Applications

* IEEE802.11 (a/b/g/n)
* Hand-held devices when WIFI (802.11a/b/g/n) functions are needed

4. Description

Holy bond's FPC antenna series are specially designed for WIFI (802.11a/b/g/n) applications. Based on Holy bond's proprietary design and processes, this FPC antenna has excellent stability and sensitivity to consistently provide high signal reception efficiency.

5. Electrical Specifications

5-1

Characteristics	Specifications	Unit
Outline Dimensions	**25.43x 16.19x 0.12**	**mm**
Center Frequency	**2.4-2.5-5.15-5.85**	**GHz**
Bandwidth(under-10dB return loss)	**130min**	**MHz**
VSWR	**3max**	
Impedance	**50**	**Ω**
Polarization	**Linear Polarization**	

5-2.

VSWR

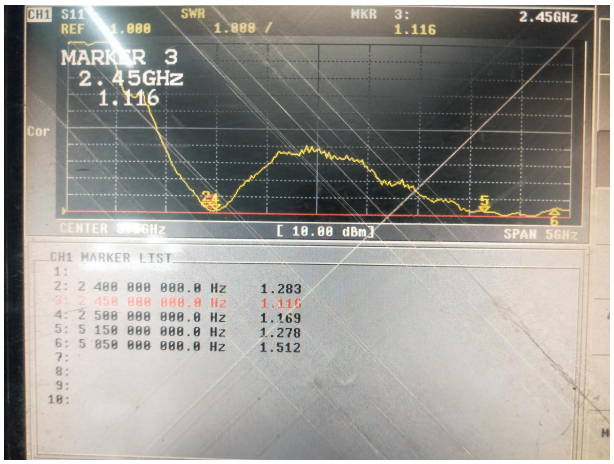

S11

5-3.WIFI +BT Antenna Gain/Efficiency/Radiation Pattern of 3D

Frequency (MHz)	Efficiency (dBi)	Gain (dBi)	Efficiency (%)
2400.0	-4.14	0.82	38.53
2410.0	-3.88	1.22	40.88
2420.0	-3.91	1.45	40.62
2210.0	-3.91	1.80	40.68
2440.0	-3.81	1.92	41.61
2450.0	-3.80	1.90	41.65
2460.0	-3.86	1.94	41.13
2470.0	-3.82	1.87	41.51
2480.0	-3.86	1.55	41.16
2490.0	-4.21	0.99	37.93
2500.0	-4.21	0.96	37.96
5150.0	-3.80	2.99	41.70
5350.0	-3.16	2.66	48.27
5550.0	-3.17	2.55	48.17
5750.0	-3.49	2.64	44.76
5850.0	-3.41	2.84	45.59

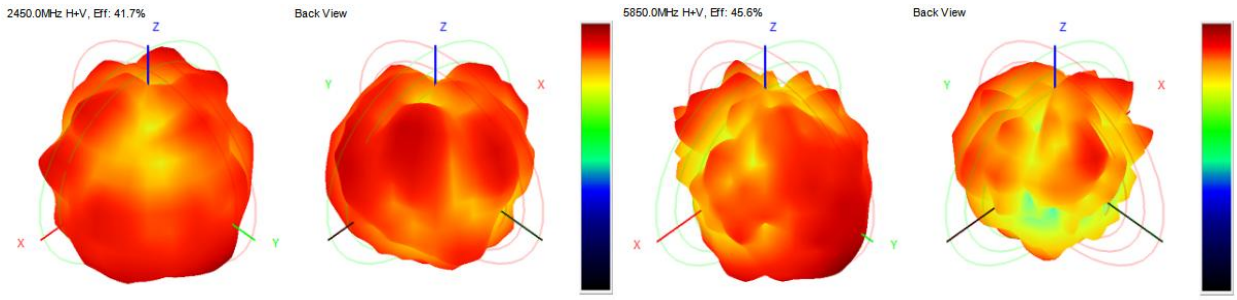

6. Antenna Dimensions (unit: mm)

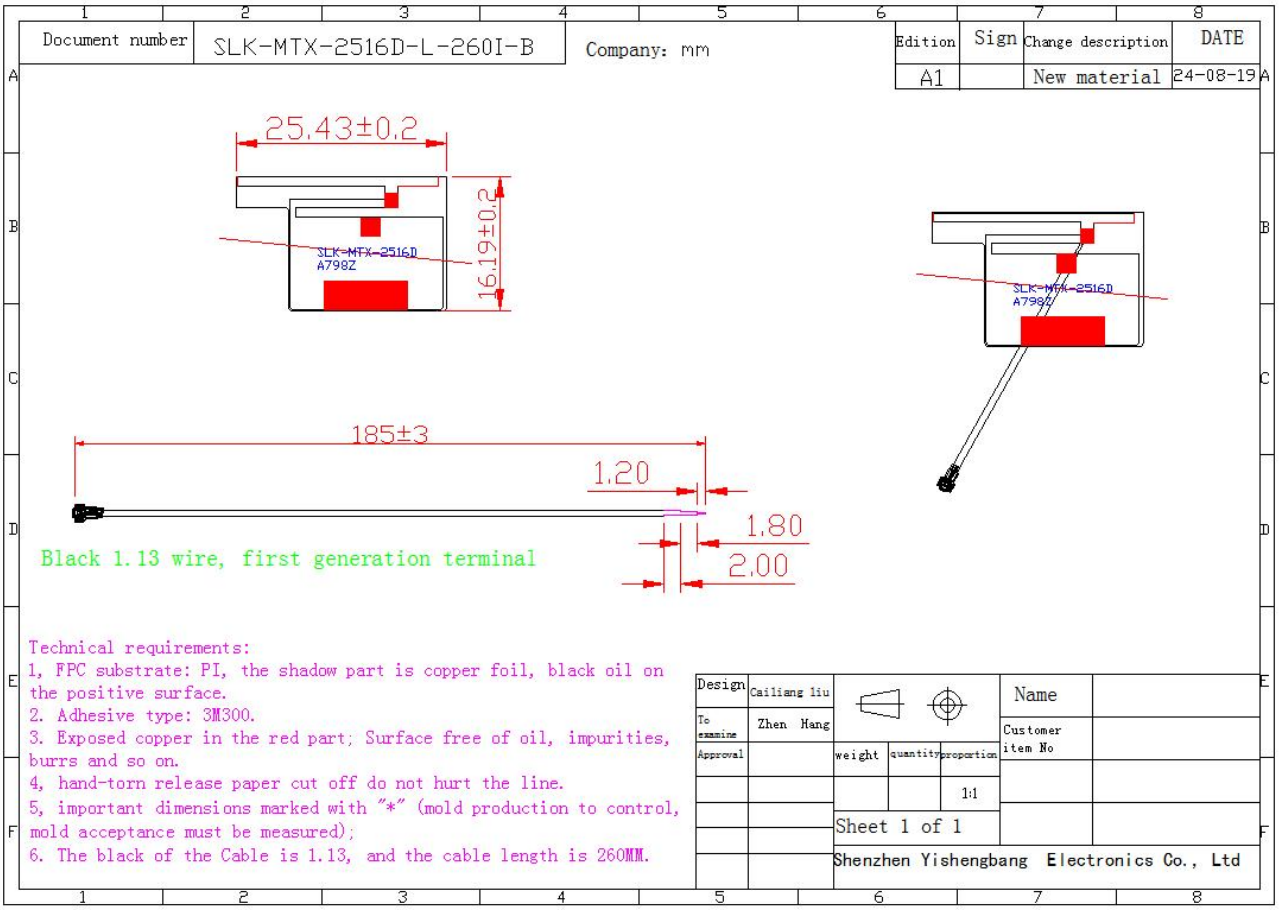

7. Antenna Picture