Antenna report

Shenzhen Mountain Bend (Seven Bears) Technology Co.LTD
505, Building 33, Chentian Industrial Park, Bao Min 2 Road, Xixiang Street, Baoan District, Shenzhen, Guangdong, China.

1、essential information

1.1 test philosophy

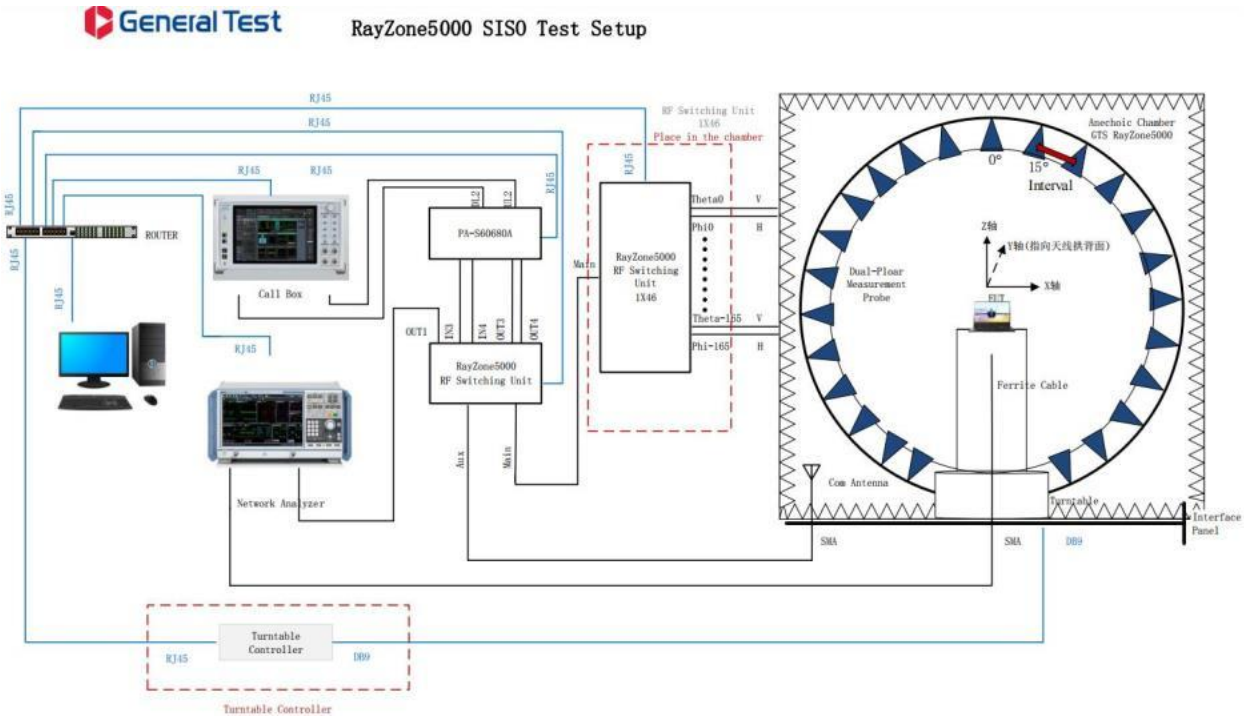

1.2 test equipment

name	model	equipment number	manufacturer	calibration date	Date of next calibration
OTAtest system	RayZone-5000	RFI-LAB-RF-D00	GTS	2021.3.22	2023.3.21
network analyzer	E5071C	RFI-LAB-RF-C02	KEYSIGHT	2022.5.13	2023.5.12
network analyzer	E5071C	RFI-LAB-RF-D01	KEYSIGHT	2022.5.13	2023.5.12

1.3 testing environment

environment temperature	23.7℃
relative humidity	58%RH
atmospheric pressure	100.14kPa

2.Sample drawing

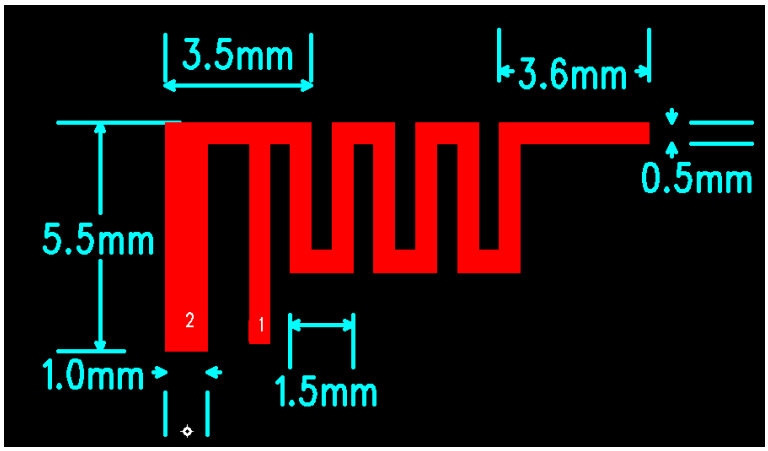

PCB antenna

3. Sample layout diagram

front view

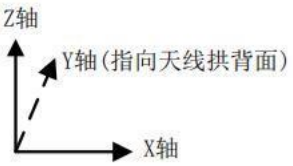

3.test result

3.1detection principle

Object name	name of parameter	Method name	By standard number
Mobile communication antenna	radiation pattern	General technical specification for mobile communication antennas	GB/T 9410-2008
	antenna gain		
	voltage standing wave ratio		
	Roundness of the directional graph		
antenna	Gain and directional	IEEE Standard procedure for antenna testing	ANSI/IEEE Std 149-1979
	radiation efficiency		
	impedance		

3.2Test uncertainty

the calculation of Uncertainty is based on the "Guide to the Expression of Uncertainty in Measurement" (GUM) published by ISO, which uses K=2 inclusion factor and 95% confidence level to represent extended uncertainty.

project	uncertainty
standing-wave ratio (SWR)	±0.3
Gain, efficiency	±0.72dB

3.3test data

3.3.1Network analyzer test

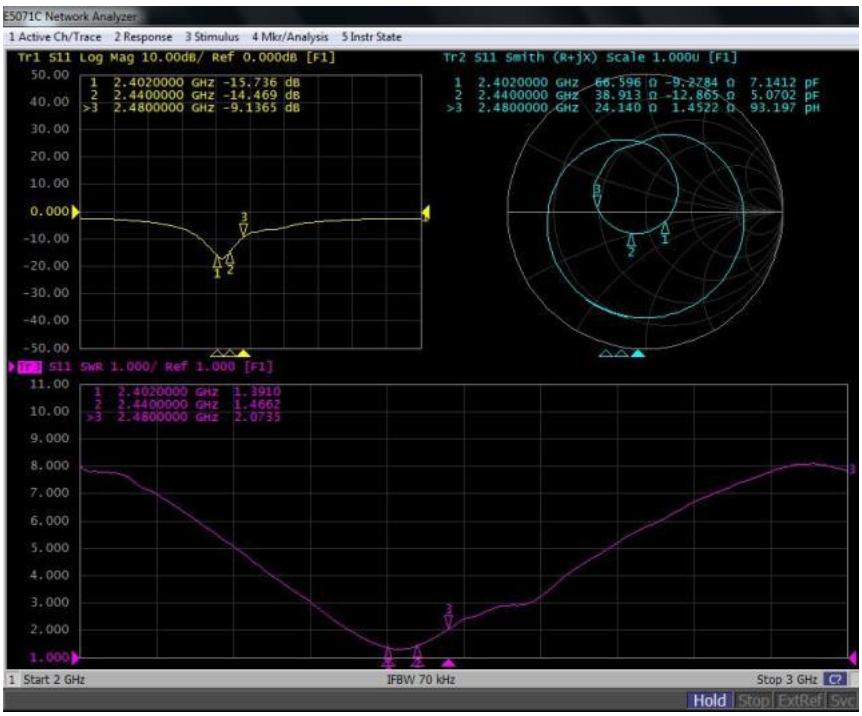

3.3.2standing-wave ratio (SWR)

频率/MHz	2402	2440	2480
voltage standing wave ratio	1.3910	1.4662	2.0735

3.3.3Gain and efficiency

频率/MHz	2402	2410	2420	2430	2440	2450	2460	2470	2480
最大增益/dBi	2.85	2.88	2.79	2.77	2.69	2.52	2.46	2.41	2.03
效率/%	44.98	45.34	44.93	45.74	46.00	45.14	45.56	44.49	40.81

3.3.4

频率/MHz	2402	2410	2420	2430	2440	2450	2460	2470	2480
H Theta=90/dB	14.22	14.43	14.31	13.68	13.38	13.30	13.18	13.31	13.58

3.3.5directional diagram

(1) X-Z面(单位：dBi)：

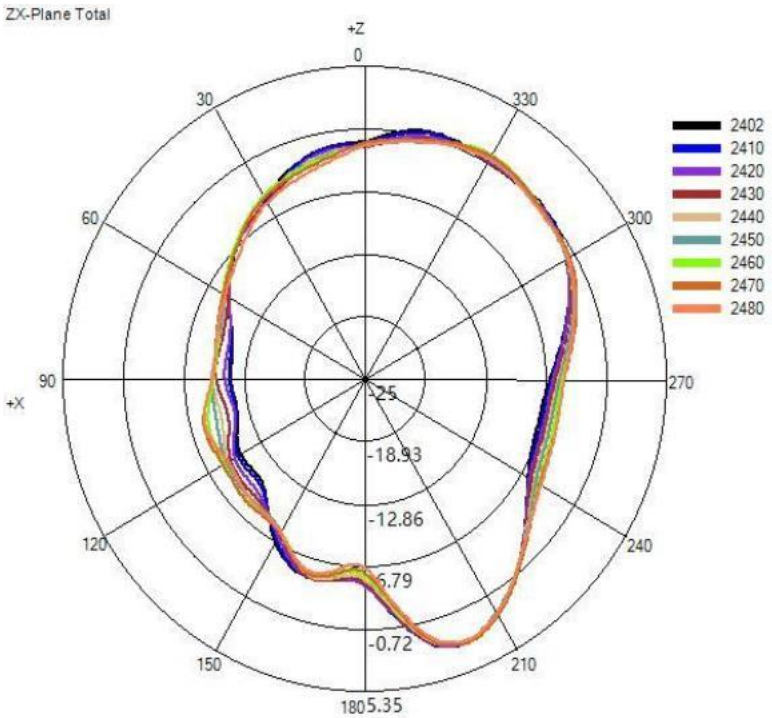

(2) Y-Z面(单位：dBi)：

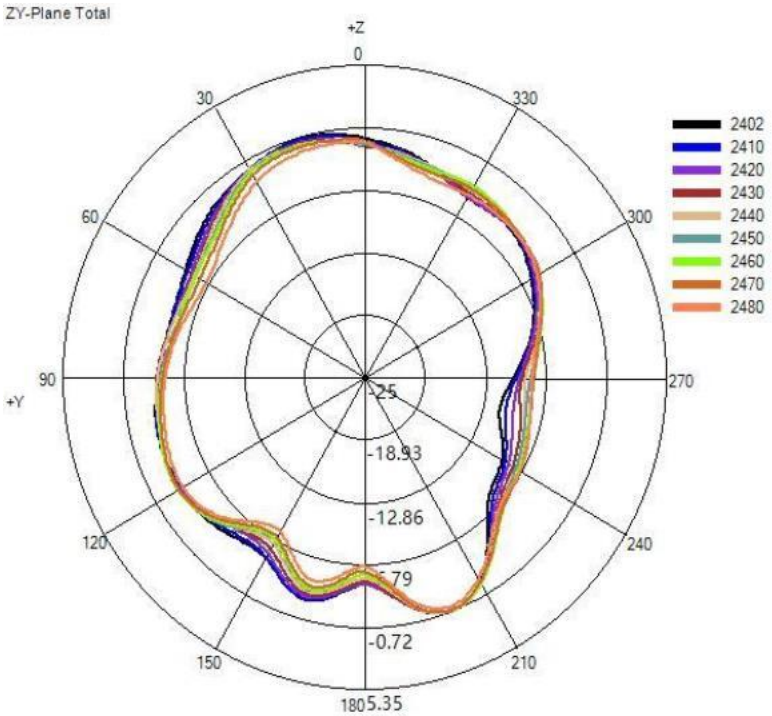

(3) X-Y面(单位：dBi)：

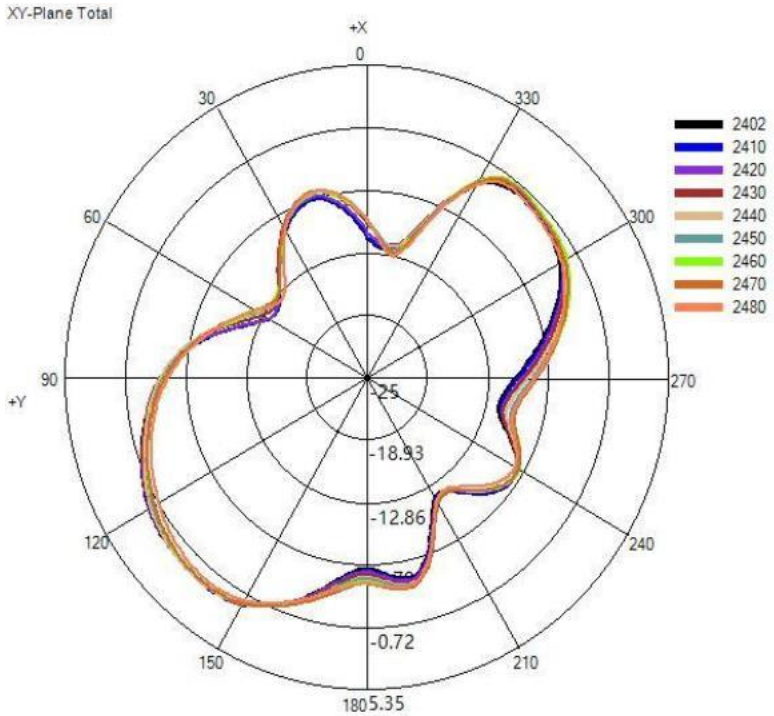

(4) 2410MHz的 3D方向图(单位：dBi)：

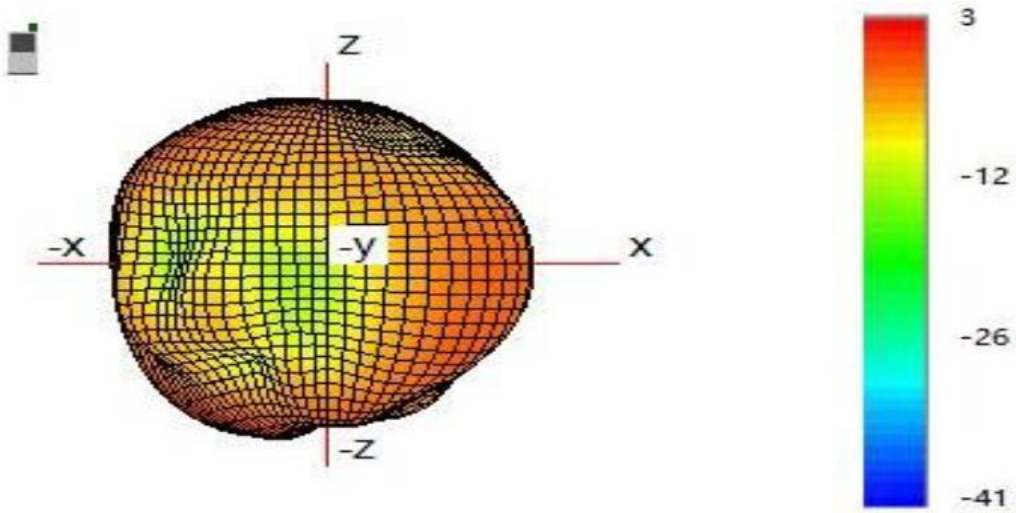

----------结束----------

（以下内容空白）