Appendix Test Data

Report No:	1812C40019512502	Test Sample NO:	1-2-2
Start Test Date:	2024.9.12	Finish Test Date:	2024.9.12
Test Engineer:	Joker Huang	Auditor:	Justin Feng
Temperature:	23.1℃	Relative Humidity:	48%
Pressure:	101 kPa		

Appendix A: DTS Bandwidth

Test Result

TestMode	Antenna	Frequency[MHz]	DTS BW [MHz]	FL[MHz]	FH[MHz]	Limit[MHz]	Verdict
BLE_1M	Ant1	2402	0.92	2401.54	2402.46	0.5	PASS
BLE_1M	Ant1	2440	0.92	2439.54	2440.46	0.5	PASS
BLE_1M	Ant1	2480	0.92	2479.54	2480.46	0.5	PASS
BLE_2M	Ant1	2402	1.42	2401.29	2402.71	0.5	PASS
BLE_2M	Ant1	2440	1.45	2439.28	2440.73	0.5	PASS
BLE_2M	Ant1	2480	1.47	2479.27	2480.74	0.5	PASS

Test Graphs

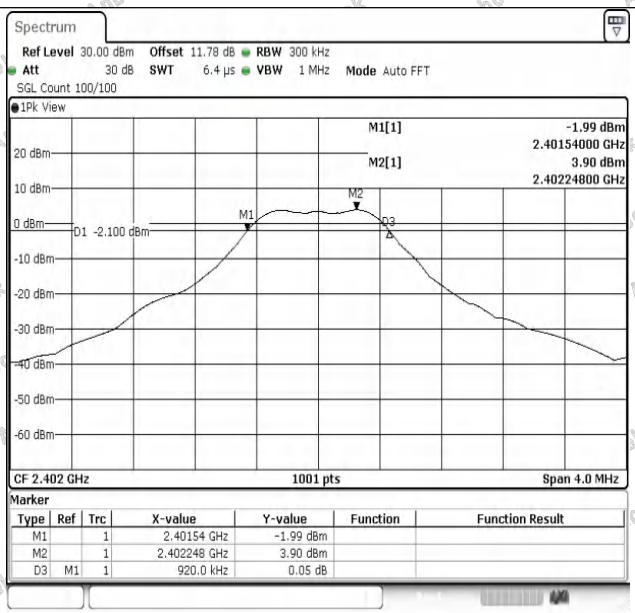

BLE_1M-Ant1-2402-PASS

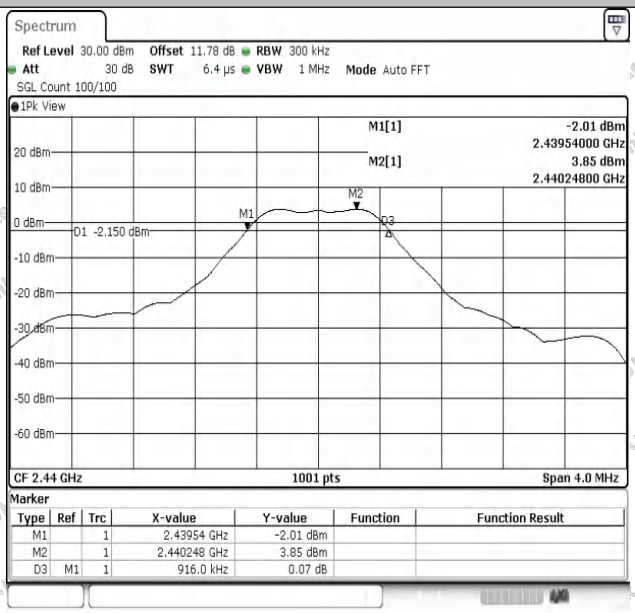

BLE_1M-Ant1-2440-PASS

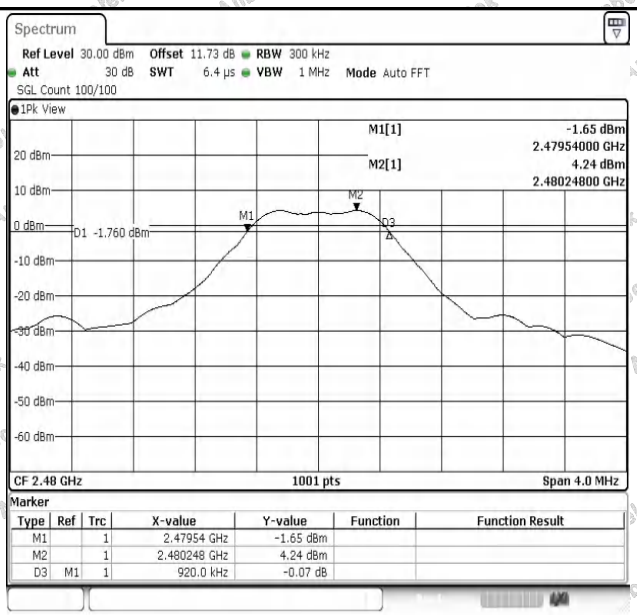

BLE_1M-Ant1-2480-PASS

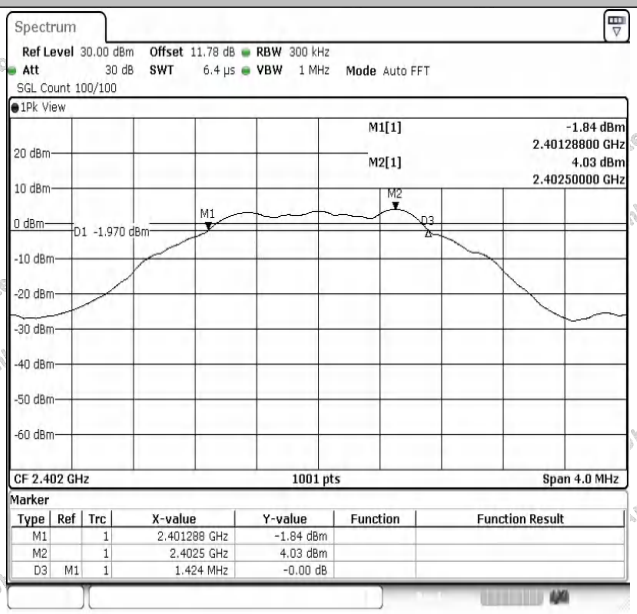

BLE_2M-Ant1-2402-PASS

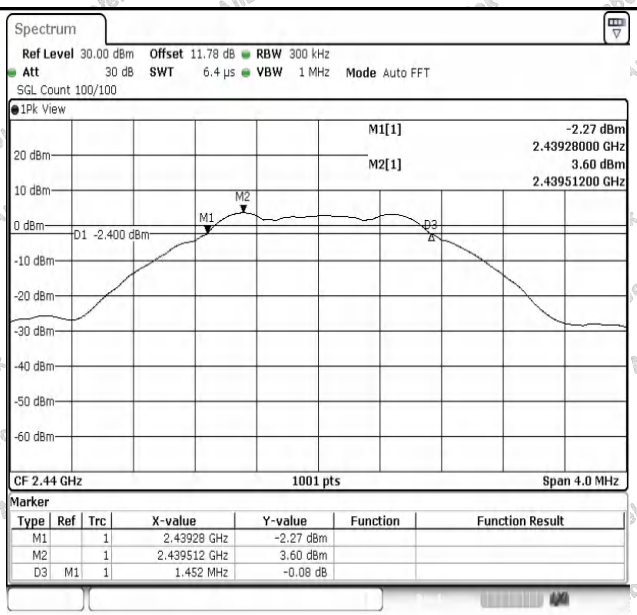

BLE_2M-Ant1-2440-PASS

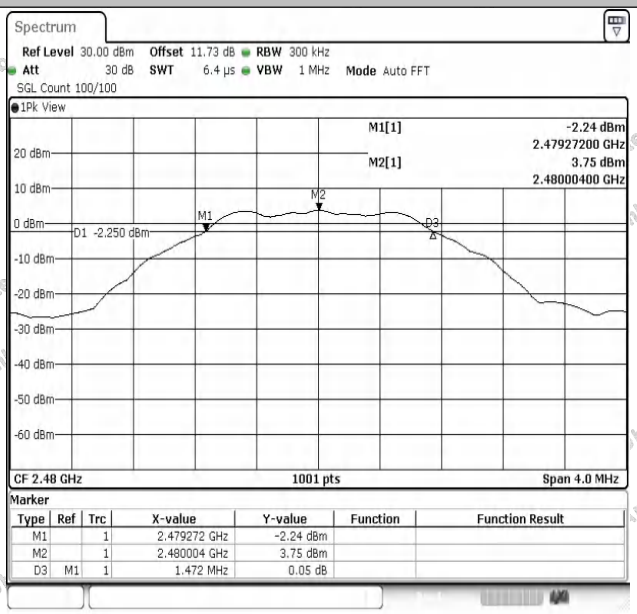

BLE_2M-Ant1-2480-PASS

Appendix B: Occupied Channel Bandwidth

Test Result

TestMode	Antenna	Frequency[MHz]	OCB [MHz]	FL[MHz]	FH[MHz]	Limit[MHz]	Verdict
BLE_1M	Ant1	2402	1.059	2401.4725	2402.5315	---	---
BLE_1M	Ant1	2440	1.027	2439.4845	2440.5115	---	---
BLE_1M	Ant1	2480	1.039	2479.4805	2480.5195	---	---
BLE_2M	Ant1	2402	2.118	2400.9491	2403.0669	---	---
BLE_2M	Ant1	2440	2.09	2438.9610	2441.0509	---	---
BLE_2M	Ant1	2480	2.09	2478.9810	2481.0709	---	---

Test Graphs

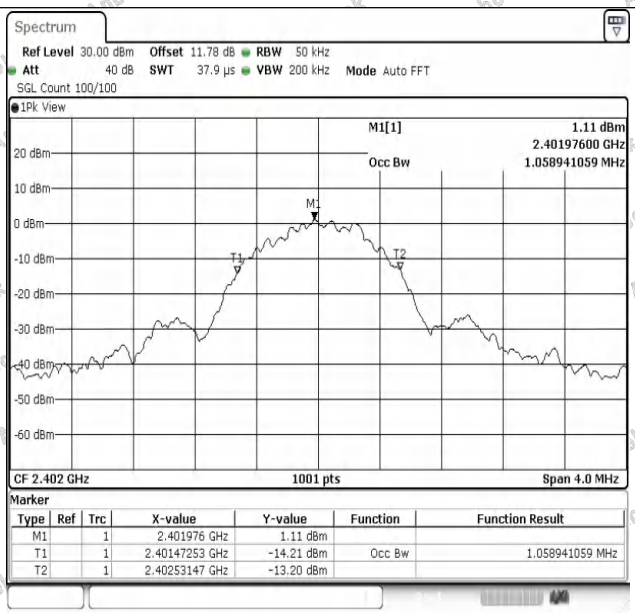

BLE_1M-Ant1-2402

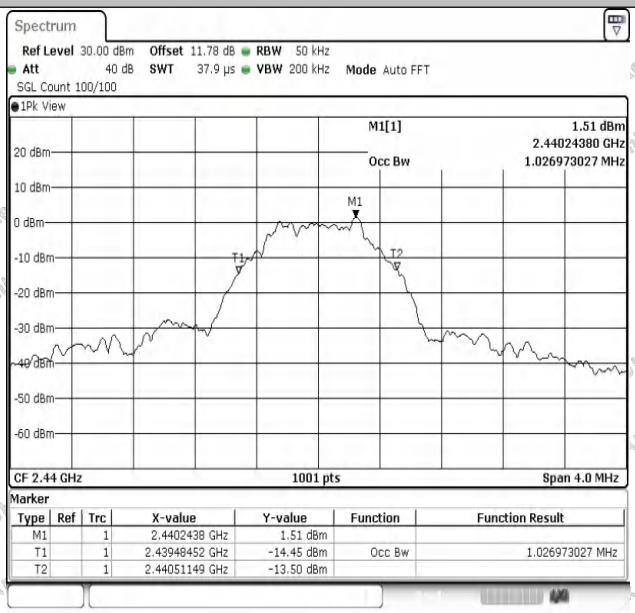

BLE_1M-Ant1-2440

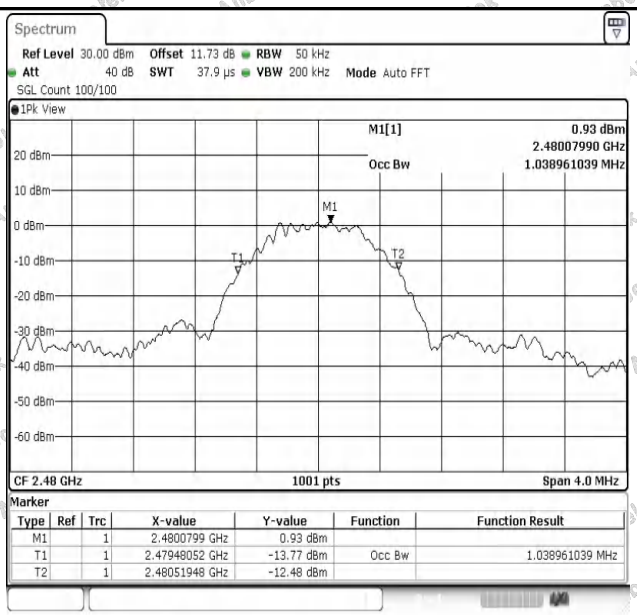

BLE_1M-Ant1-2480

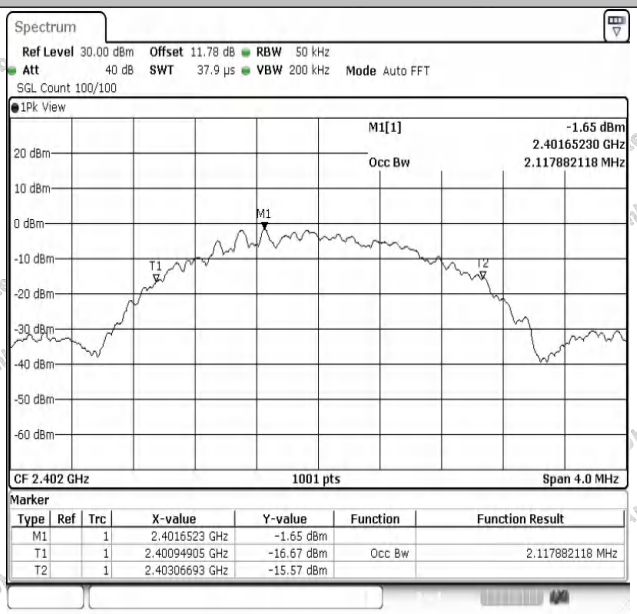

BLE_2M-Ant1-2402

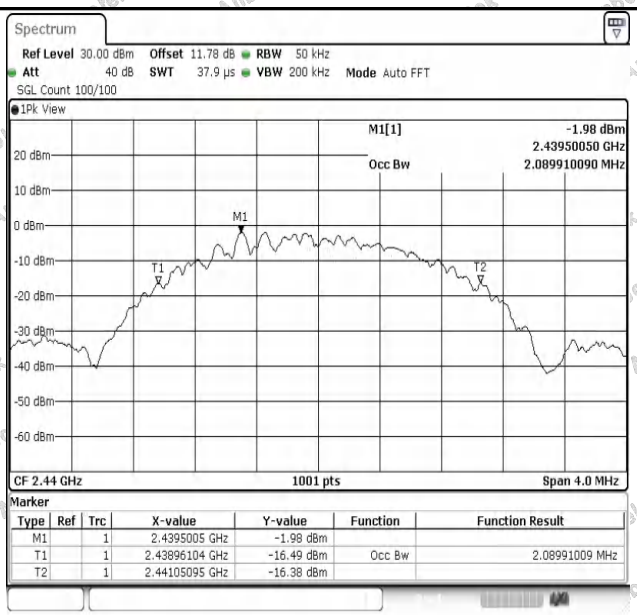

BLE_2M-Ant1-2440

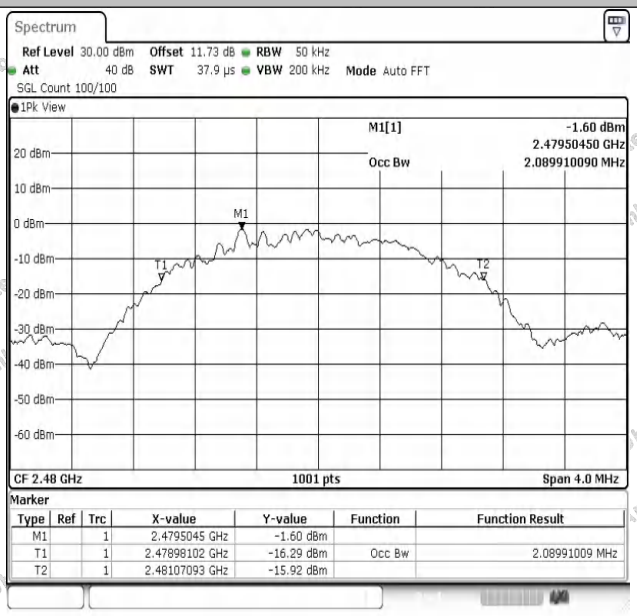

BLE_2M-Ant1-2480

Appendix C: Maximum conducted output power

Test Result Peak

TestMode	Antenna	Frequency[MHz]	Conducted Peak Power[dBm]	Conducted Limit[dBm]	Verdict
BLE_1M	Ant1	2402	3.99	≤30	PASS
BLE_1M	Ant1	2440	4.02	≤30	PASS
BLE_1M	Ant1	2480	4.37	≤30	PASS
BLE_2M	Ant1	2402	4.09	≤30	PASS
BLE_2M	Ant1	2440	4.05	≤30	PASS
BLE_2M	Ant1	2480	4.33	≤30	PASS

Test Graphs Peak

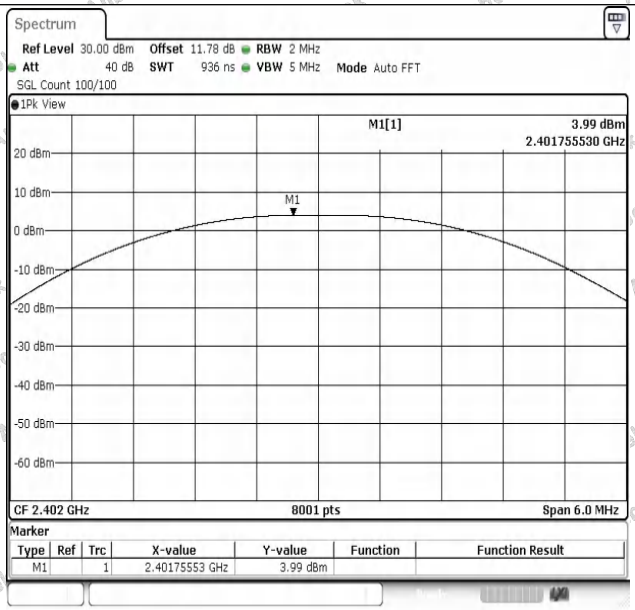

BLE_1M-Ant1-2402-PASS

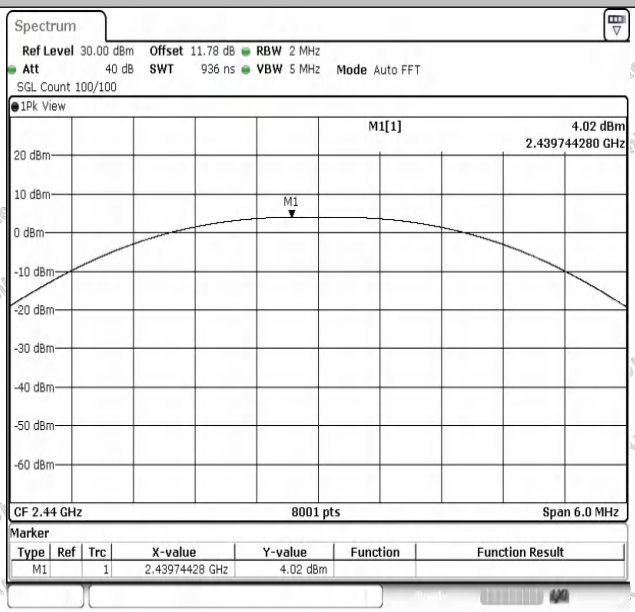

BLE_1M-Ant1-2440-PASS

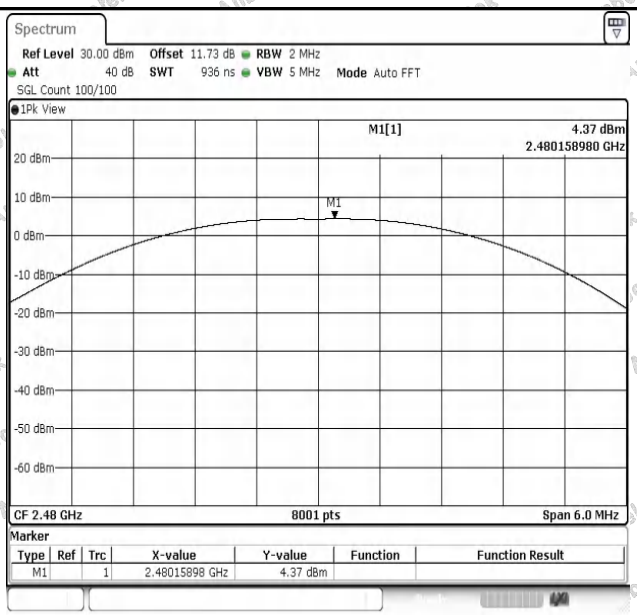

BLE_1M-Ant1-2480-PASS

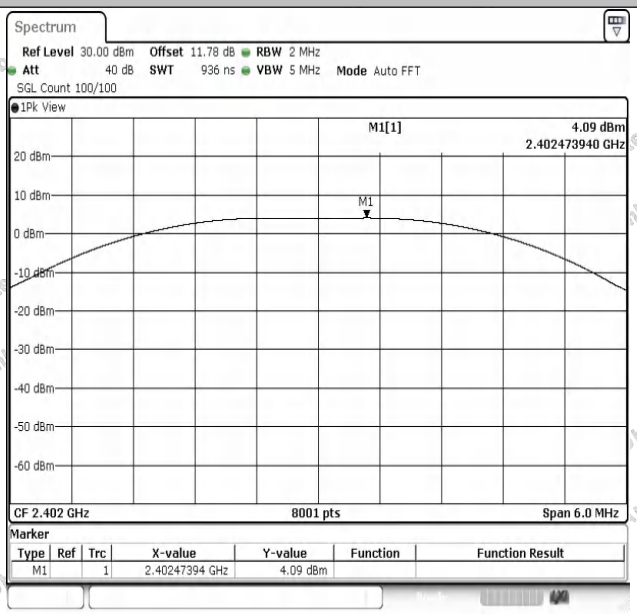

BLE_2M-Ant1-2402-PASS

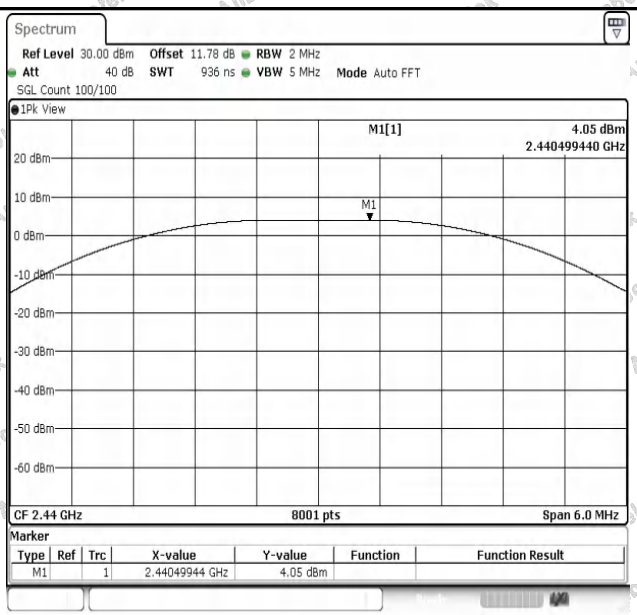

BLE_2M-Ant1-2440-PASS

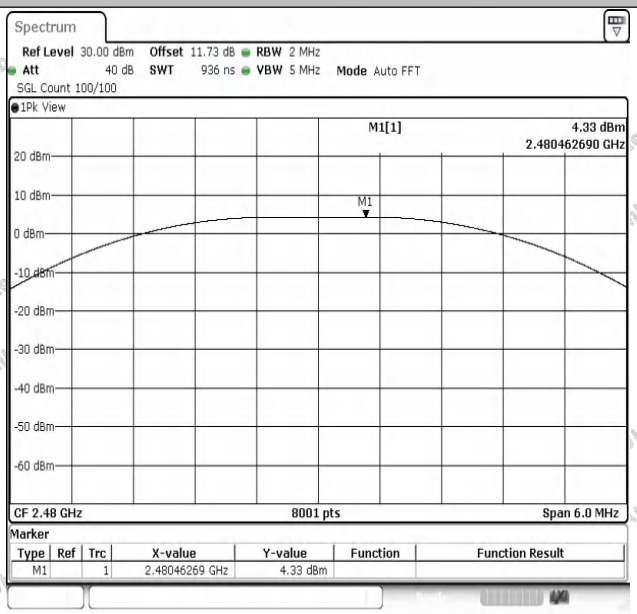

BLE_2M-Ant1-2480-PASS

Appendix D: Maximum power spectral density

Test Result

TestMode	Antenna	Frequency[MHz]	Result[dBm/3kHz]	Limit[dBm/3kHz]	Verdict
BLE_1M	Ant1	2402	-12.81	≤8.00	PASS
BLE_1M	Ant1	2440	-12.82	≤8.00	PASS
BLE_1M	Ant1	2480	-12.49	≤8.00	PASS
BLE_2M	Ant1	2402	-15.75	≤8.00	PASS
BLE_2M	Ant1	2440	-15.74	≤8.00	PASS
BLE_2M	Ant1	2480	-15.32	≤8.00	PASS

Test Graphs

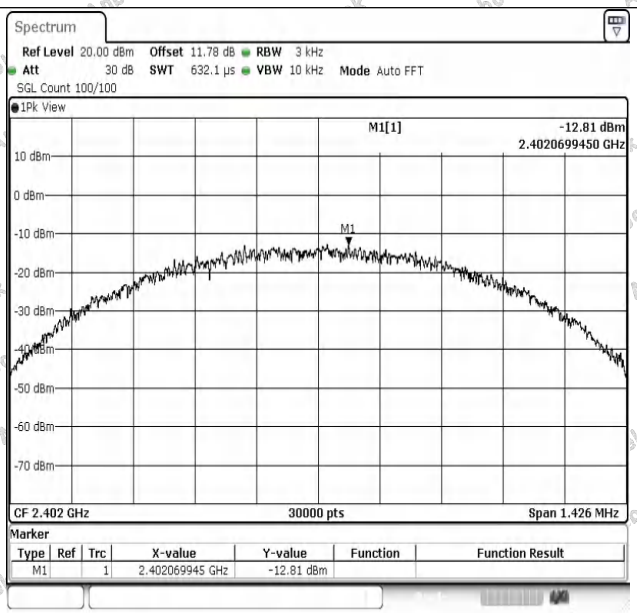

BLE_1M-Ant1-2402-PASS

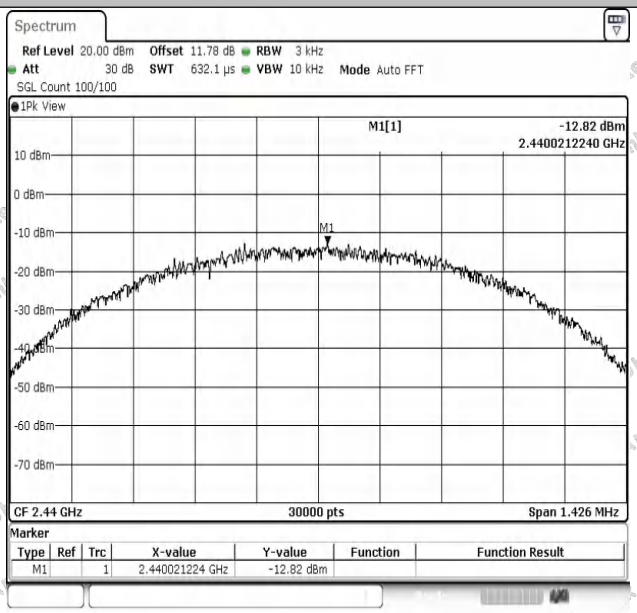

BLE_1M-Ant1-2440-PASS

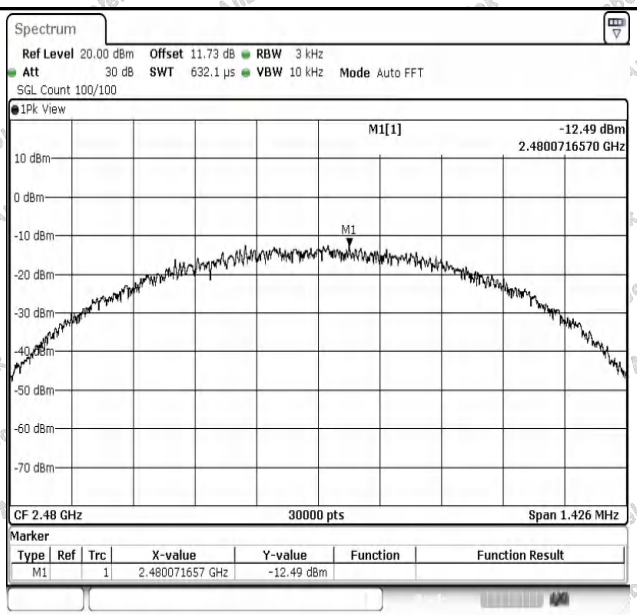

BLE_1M-Ant1-2480-PASS

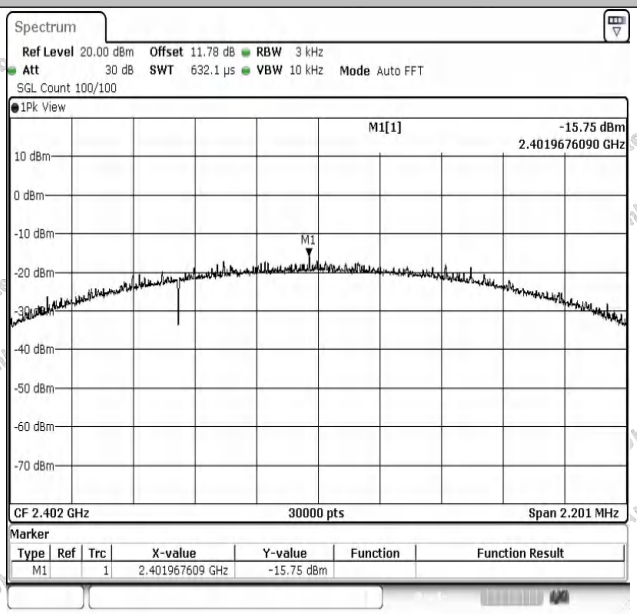

BLE_2M-Ant1-2402-PASS

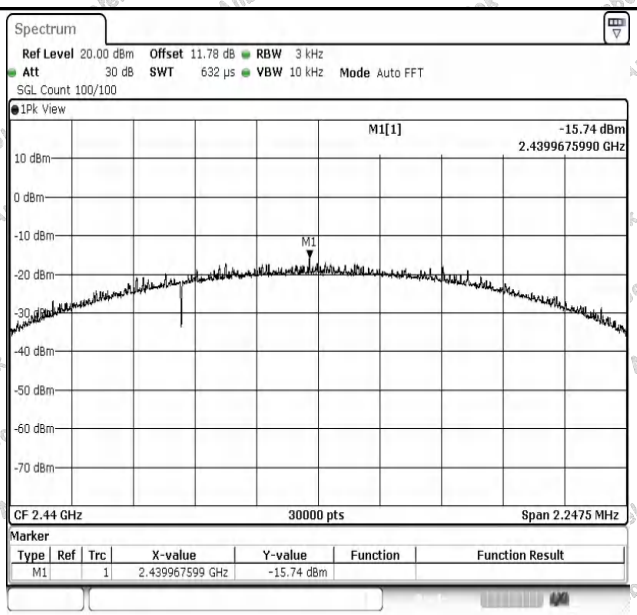

BLE_2M-Ant1-2440-PASS

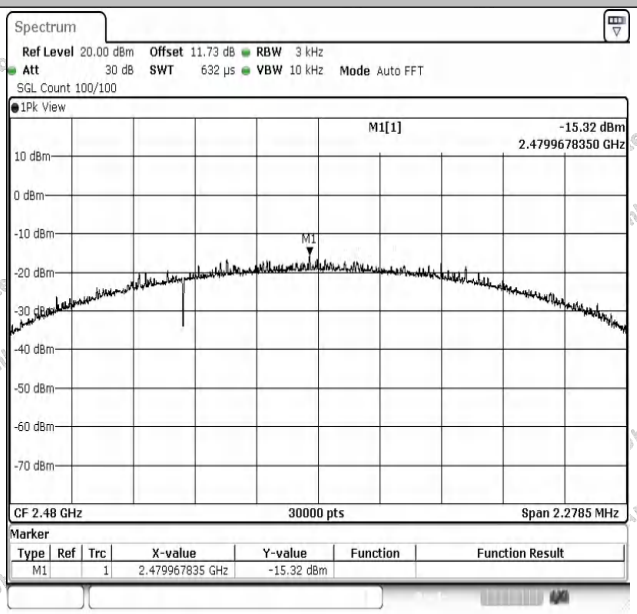

BLE_2M-Ant1-2480-PASS

Appendix E: Band edge measurements

Test Result

TestMode	Antenna	ChName	Frequency [MHz]	RefLevel[dBm]	Result[dBm]	Limit[dBm]	Verdict
BLE_1M	Ant1	Low	2402	3.13	-43.08	≤-16.87	PASS
BLE_1M	Ant1	High	2480	3.23	-46.68	≤-16.77	PASS
BLE_2M	Ant1	Low	2402	2.32	-28.86	≤-17.68	PASS
BLE_2M	Ant1	High	2480	0.83	-46.03	≤-19.17	PASS

Test Graphs

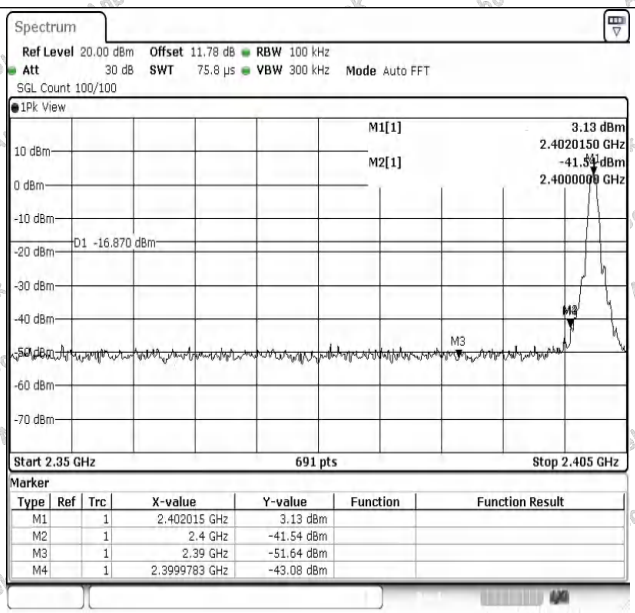

BLE_1M-Ant1-2402-PASS

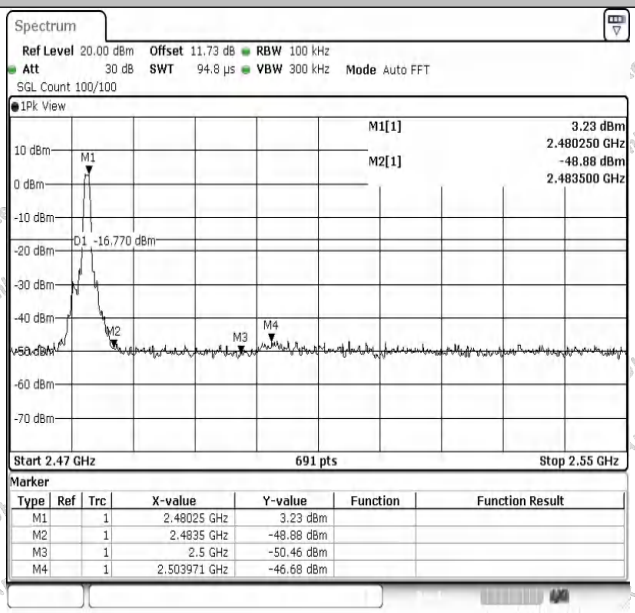

BLE_1M-Ant1-2480-PASS

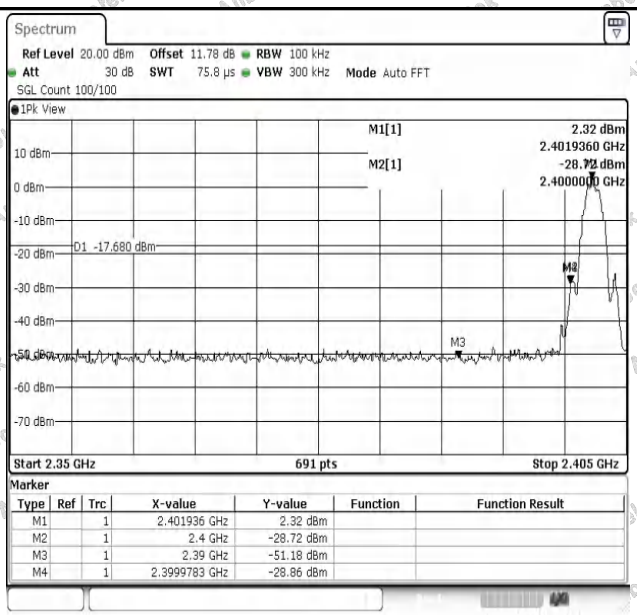

BLE_2M-Ant1-2402-PASS

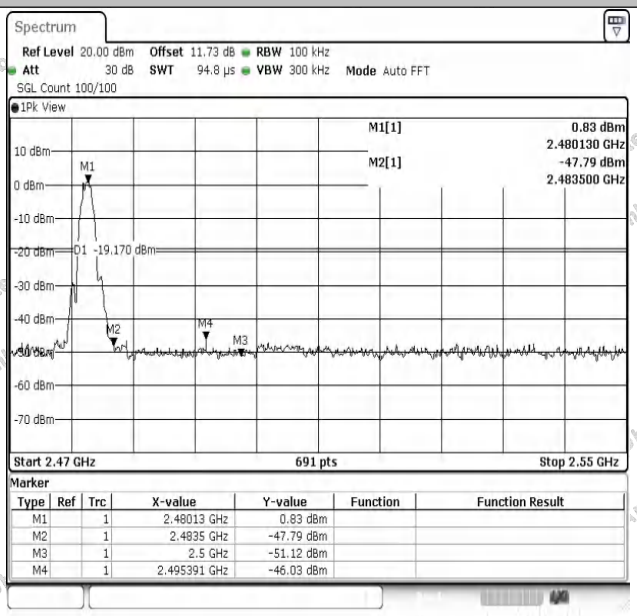

BLE_2M-Ant1-2480-PASS

Appendix F: Conducted Spurious Emission

Test Result

TestMode	Antenna	Frequency [MHz]	FreqRange [MHz]	RefLevel [dBm]	Result[dBm]	Limit[dBm]	Verdict
BLE_1M	Ant1	2402	0~Reference	1.31	1.31	---	PASS
BLE_1M	Ant1	2402	30~1000	1.31	-56.58	≤-18.69	PASS
BLE_1M	Ant1	2402	1000~26500	1.31	-44.11	≤-18.69	PASS
BLE_1M	Ant1	2440	0~Reference	1.45	1.45	---	PASS
BLE_1M	Ant1	2440	30~1000	1.45	-58.35	≤-18.55	PASS
BLE_1M	Ant1	2440	1000~26500	1.45	-43.49	≤-18.55	PASS
BLE_1M	Ant1	2480	0~Reference	2.08	2.08	---	PASS
BLE_1M	Ant1	2480	30~1000	2.08	-57.62	≤-17.92	PASS
BLE_1M	Ant1	2480	1000~26500	2.08	-44.07	≤-17.92	PASS
BLE_2M	Ant1	2402	0~Reference	0.00	0.00	---	PASS
BLE_2M	Ant1	2402	30~1000	0.00	-58.24	≤-20	PASS
BLE_2M	Ant1	2402	1000~26500	0.00	-44.29	≤-20	PASS
BLE_2M	Ant1	2440	0~Reference	0.62	0.62	---	PASS
BLE_2M	Ant1	2440	30~1000	0.62	-57.69	≤-19.38	PASS
BLE_2M	Ant1	2440	1000~26500	0.62	-43.19	≤-19.38	PASS
BLE_2M	Ant1	2480	0~Reference	0.04	0.04	---	PASS
BLE_2M	Ant1	2480	30~1000	0.04	-56.59	≤-19.96	PASS
BLE_2M	Ant1	2480	1000~26500	0.04	-43.9	≤-19.96	PASS

Test Graphs

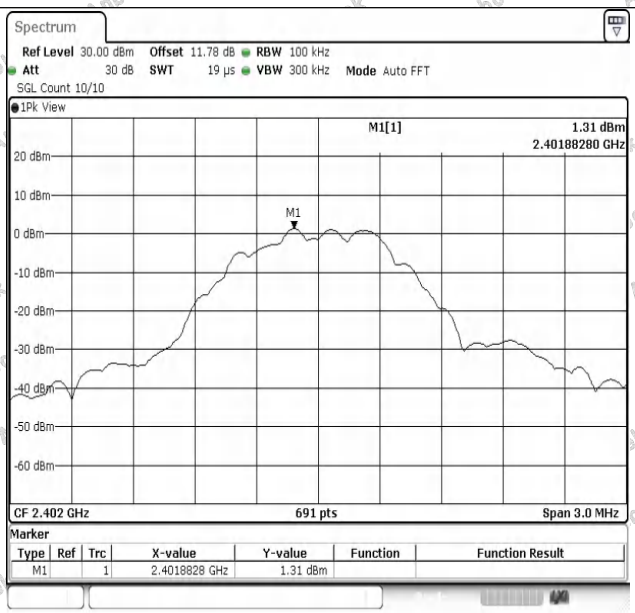

BLE_1M-Ant1-2402-0~Reference-PASS

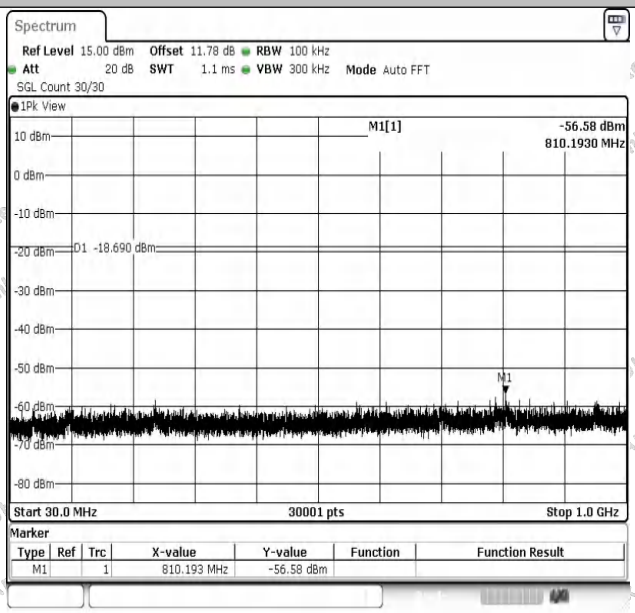

BLE_1M-Ant1-2402-30~1000-PASS

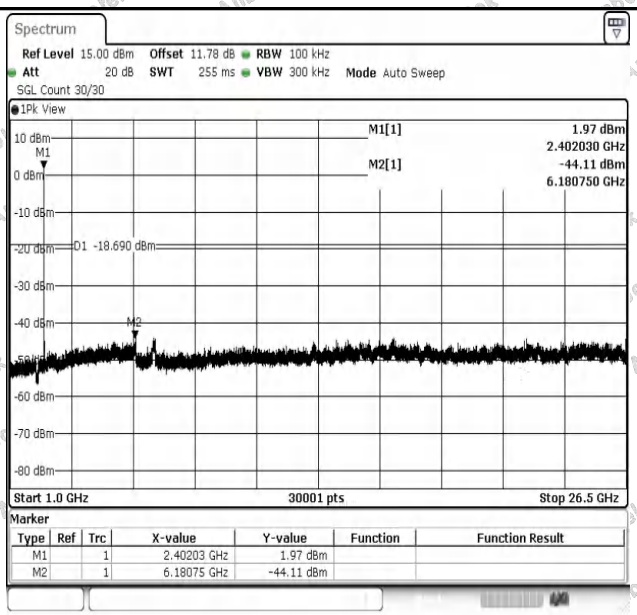

BLE_1M-Ant1-2402-1000~26500-PASS

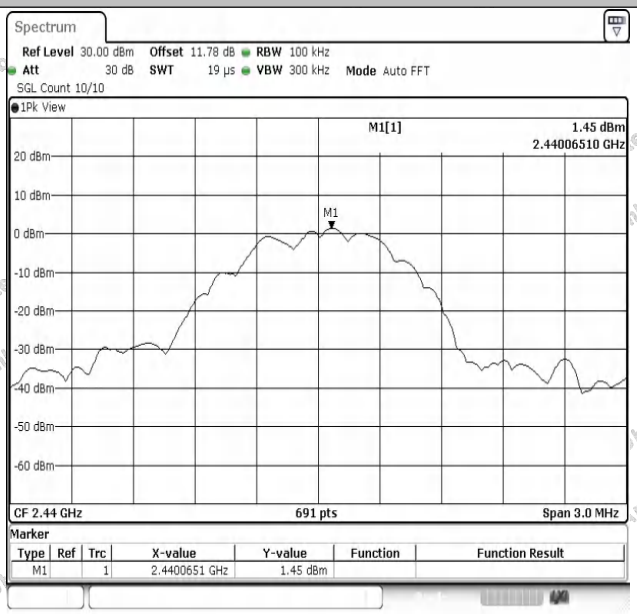

BLE_1M-Ant1-2440-0~Reference-PASS

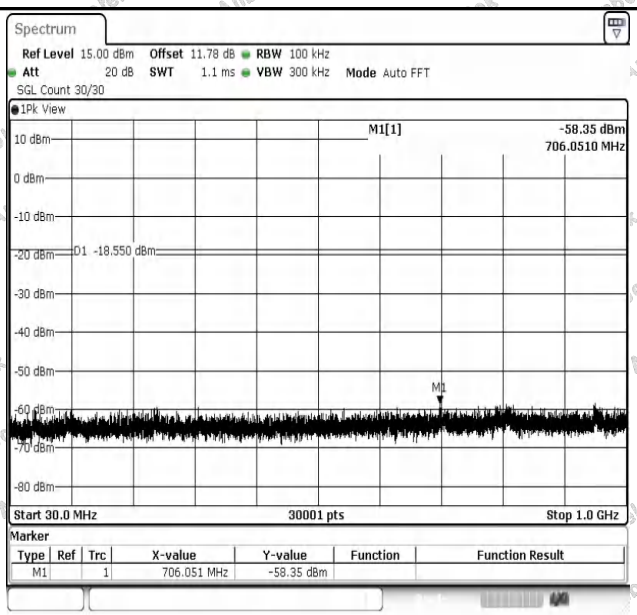

BLE_1M-Ant1-2440-30~1000-PASS

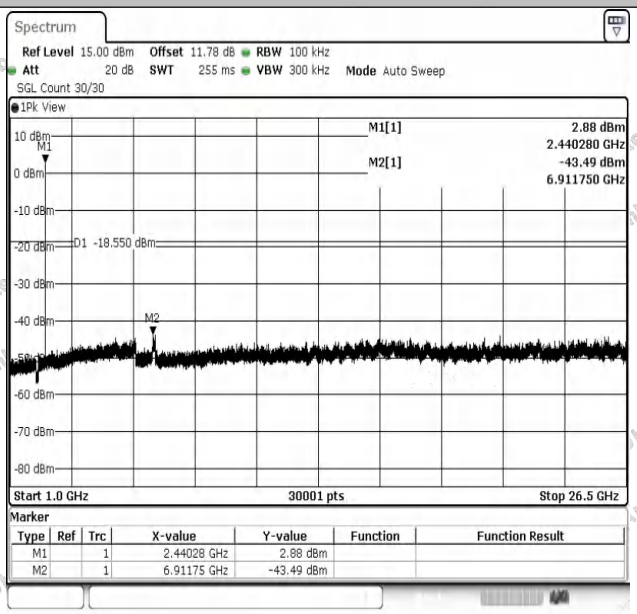

BLE_1M-Ant1-2440-1000~26500-PASS

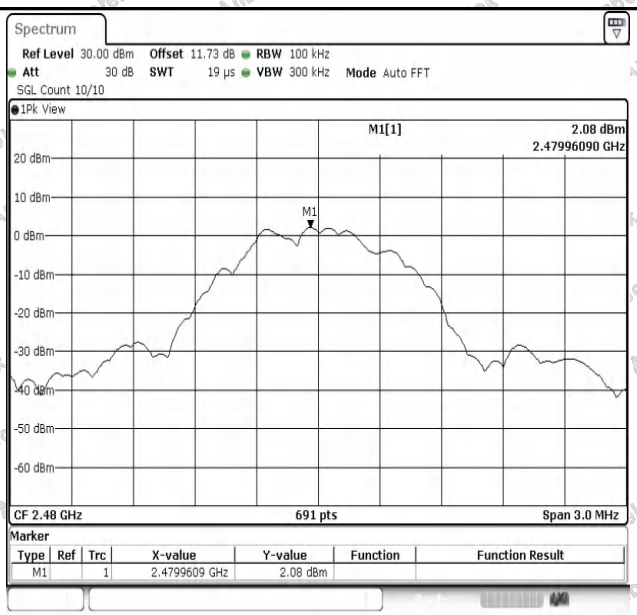

BLE_1M-Ant1-2480-0~Reference-PASS

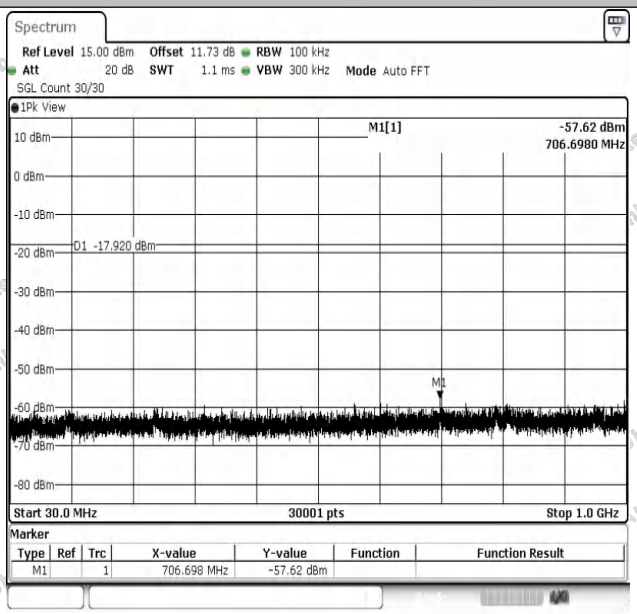

BLE_1M-Ant1-2480-30~1000-PASS

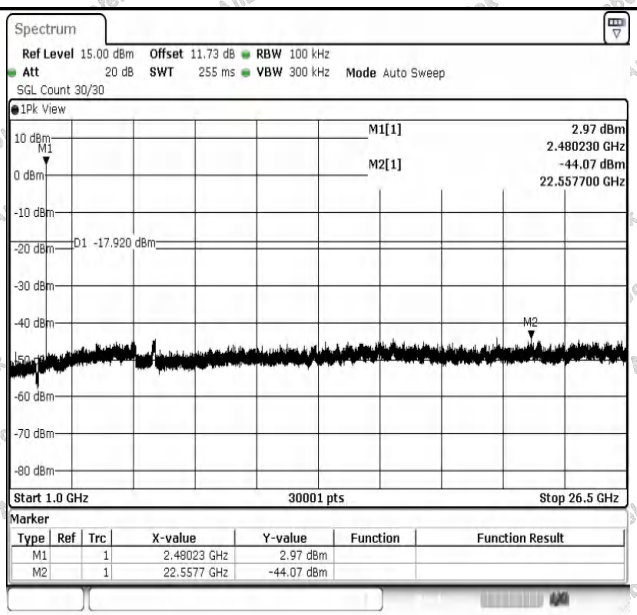

BLE_1M-Ant1-2480-1000~26500-PASS

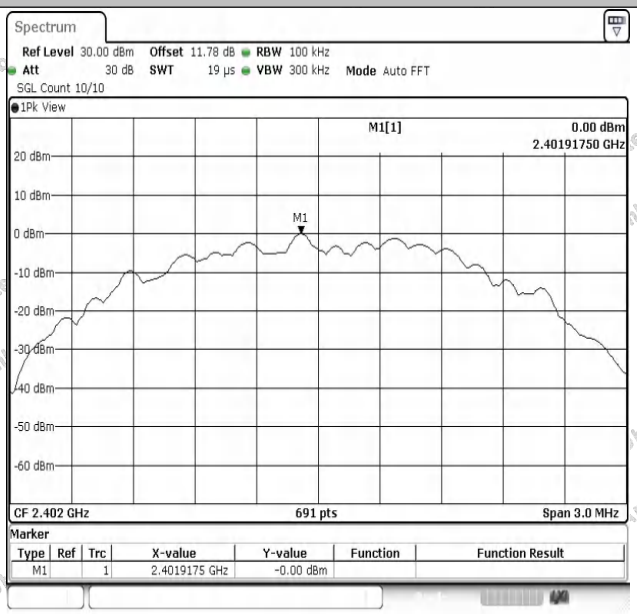

BLE_2M-Ant1-2402-0~Reference-PASS

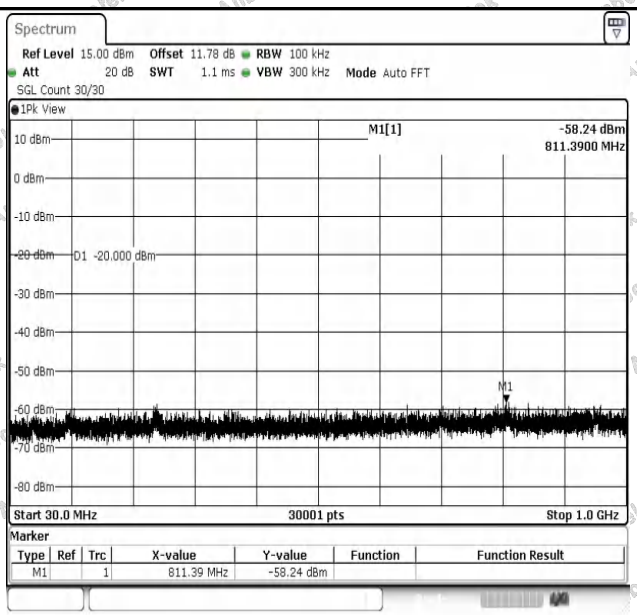

BLE_2M-Ant1-2402-30~1000-PASS

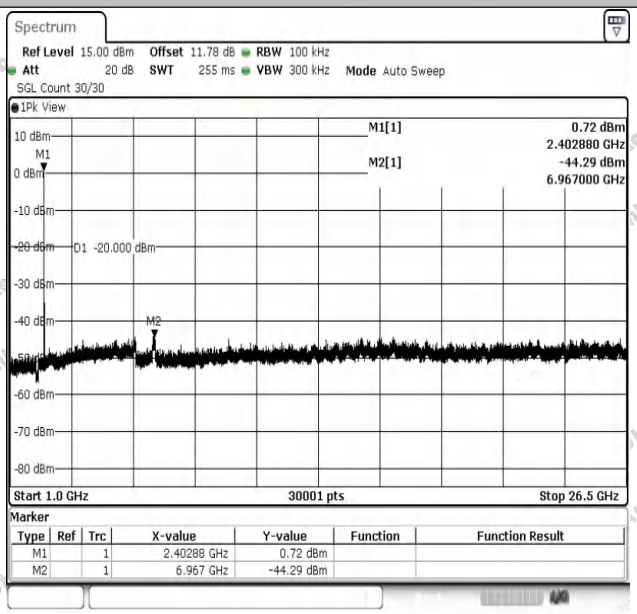

BLE_2M-Ant1-2402-1000~26500-PASS

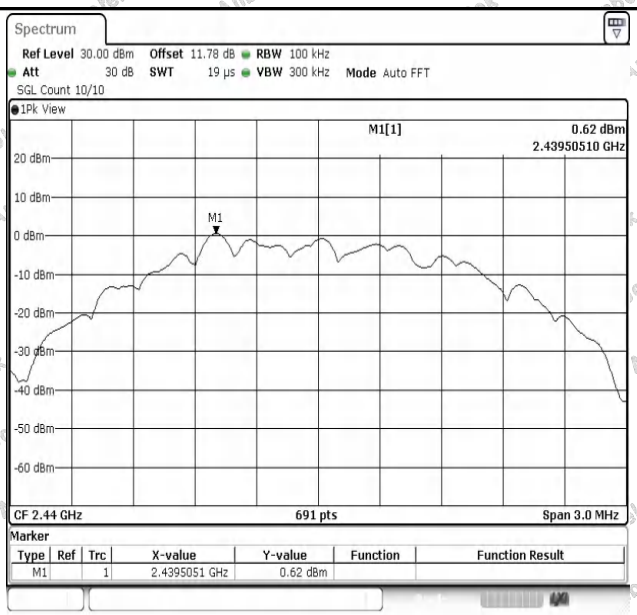

BLE_2M-Ant1-2440-0~Reference-PASS

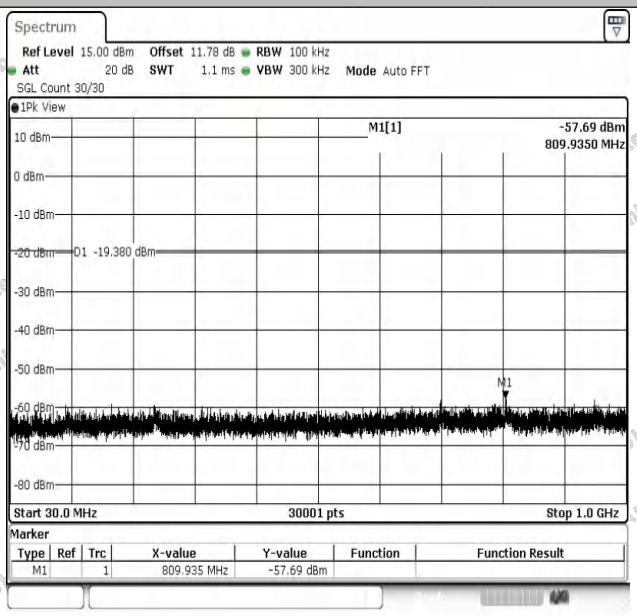

BLE_2M-Ant1-2440-30~1000-PASS

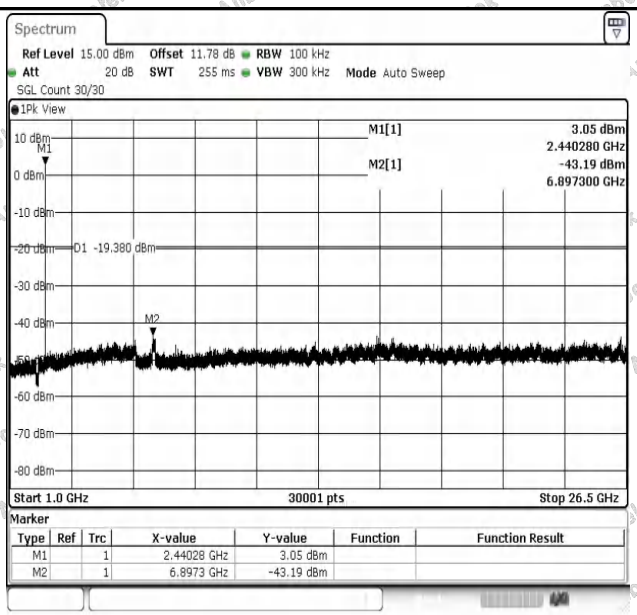

BLE_2M-Ant1-2440-1000~26500-PASS

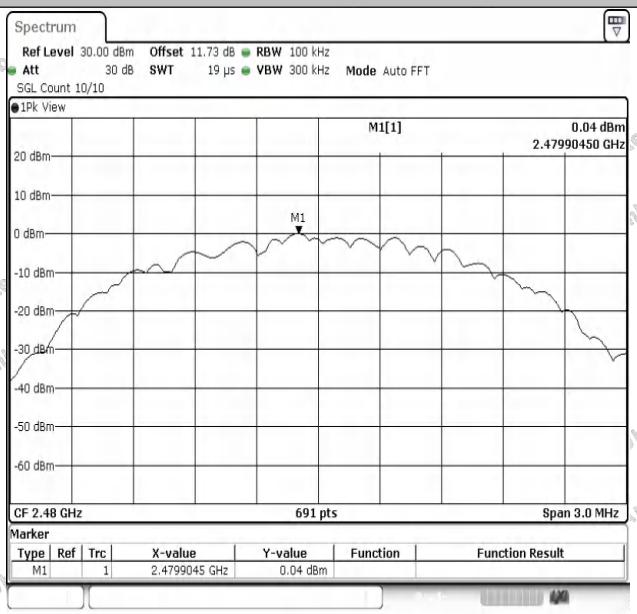

BLE_2M-Ant1-2480-0~Reference-PASS

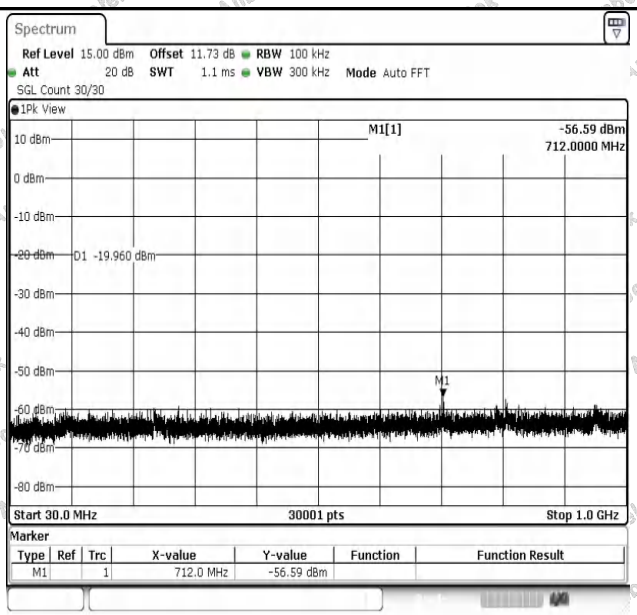

BLE_2M-Ant1-2480-30~1000-PASS

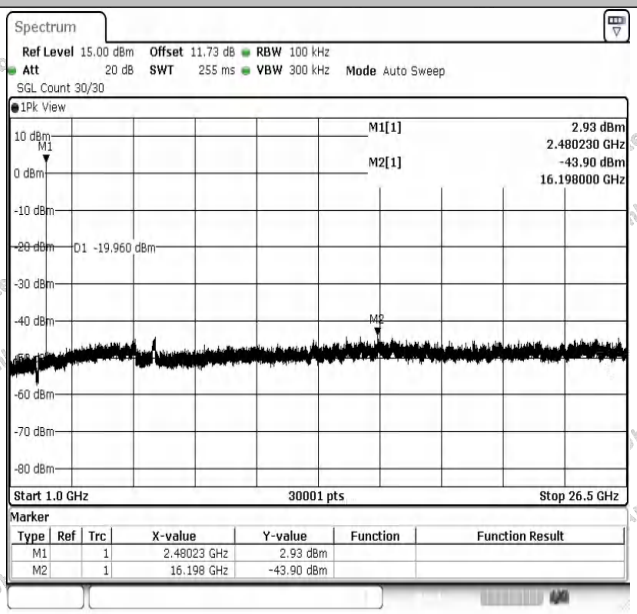

BLE_2M-Ant1-2480-1000~26500-PASS

Appendix G: Duty Cycle

Test Result

TestMode	Antenna	Frequency[MHz]	ON Time [ms]	Period [ms]	Duty Cycle [%]	Duty Cycle Factor[dB]
BLE_1M	Ant1	2402	2.13	2.51	84.86	0.71
BLE_1M	Ant1	2440	2.13	2.50	85.20	0.70
BLE_1M	Ant1	2480	2.13	2.51	84.86	0.71
BLE_2M	Ant1	2402	1.07	1.88	56.91	2.45
BLE_2M	Ant1	2440	1.07	1.88	56.91	2.45
BLE_2M	Ant1	2480	1.07	1.88	56.91	2.45

Test Graphs

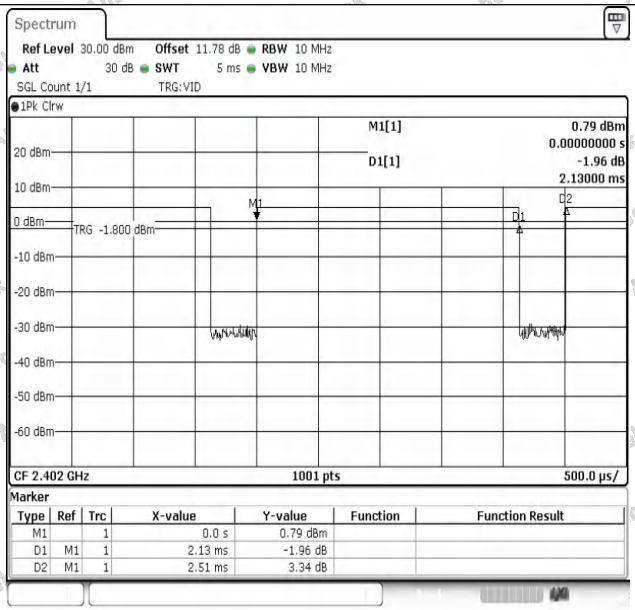

NTNV-BLE_1M-Ant1-2402

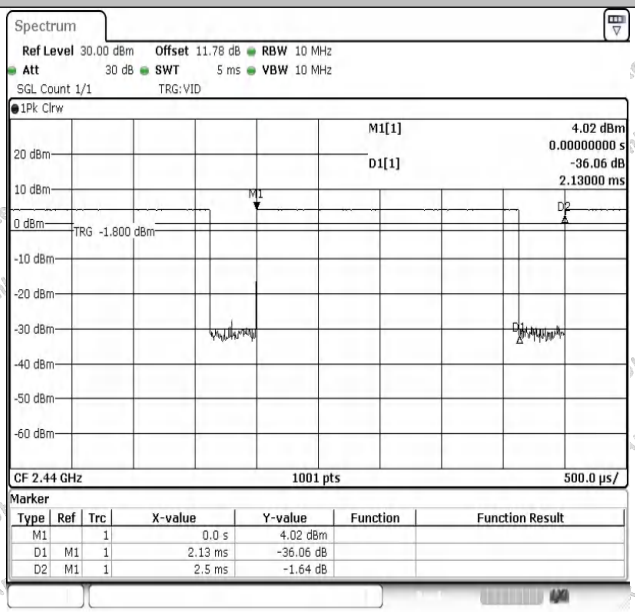

NTNV-BLE_1M-Ant1-2440

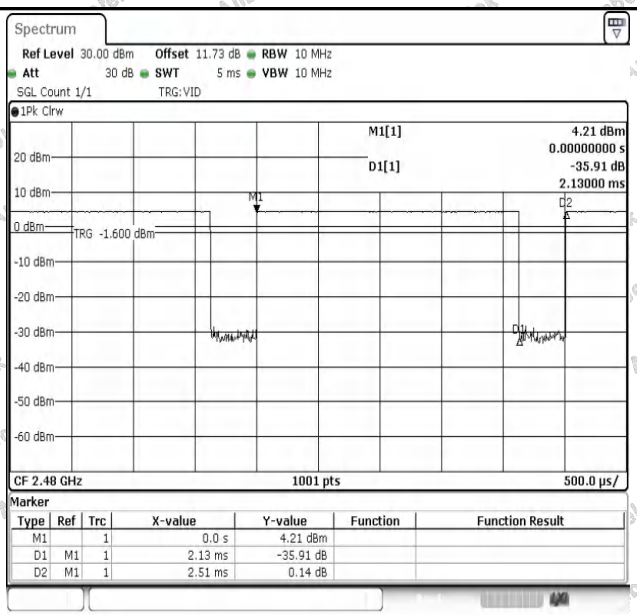

NTNV-BLE_1M-Ant1-2480

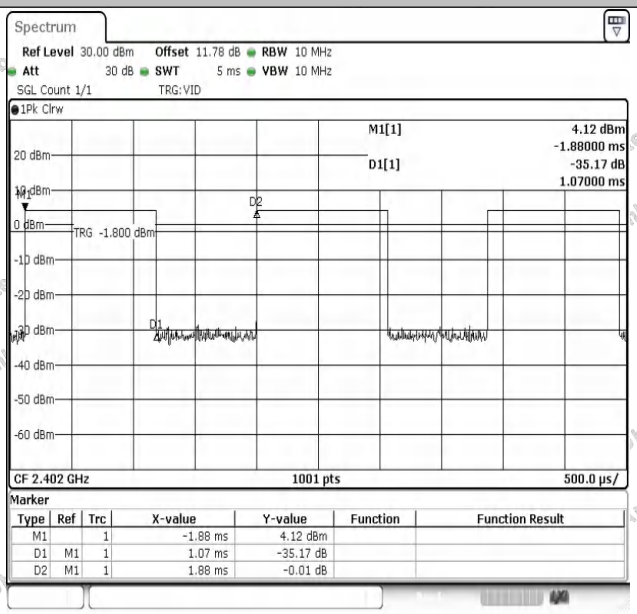

NTNV-BLE_2M-Ant1-2402

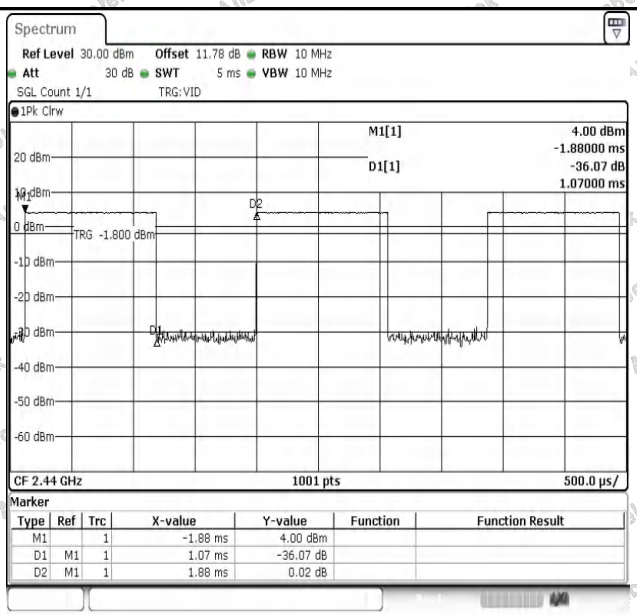

NTNV-BLE_2M-Ant1-2440

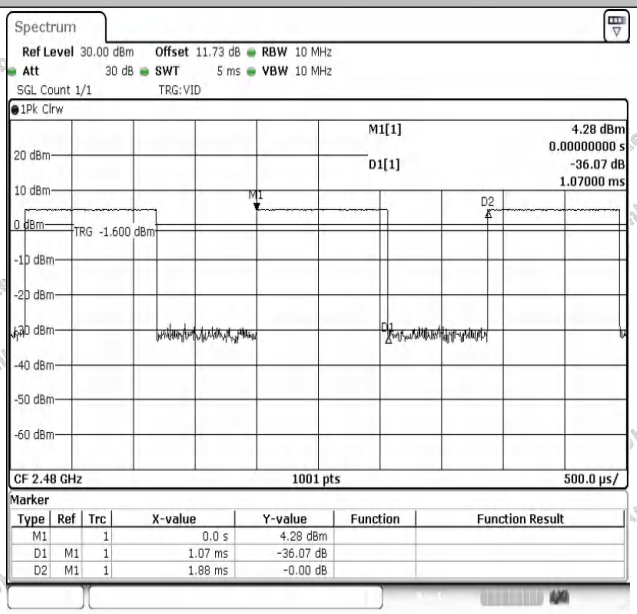

NTNV-BLE_2M-Ant1-2480

---END---