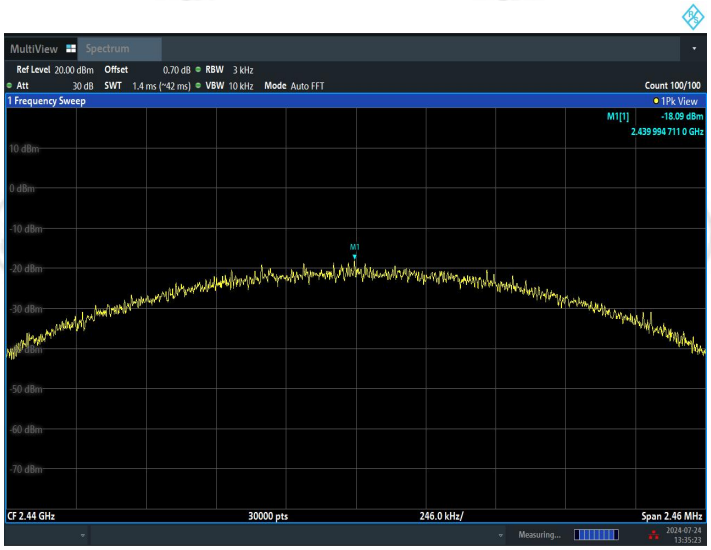

01:35:23 PM 07/24/2024

BLE_2M_Ant1_2480

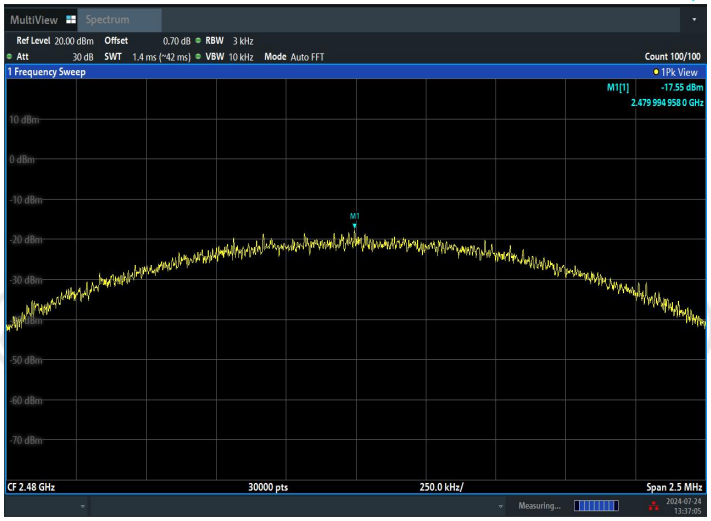

01:37:05 PM 07/24/2024

Appendix F: Band edge measurements

Test Result

TestMode	Antenna	ChName	Frequency[MHz]	RefLevel[dBm]	Result [dBm]	Limit [dBm]	Verdict
BLE_1M	Ant1	Low	2402	0.55	-50.99	≤-19.45	PASS
		High	2480	1.35	-53.51	≤-18.65	PASS
BLE_2M	Ant1	Low	2402	-0.16	-32.64	≤-20.16	PASS
		High	2480	0.89	-48.53	≤-19.11	PASS

Test Graphs

BLE_1M_Ant1_Low_2402

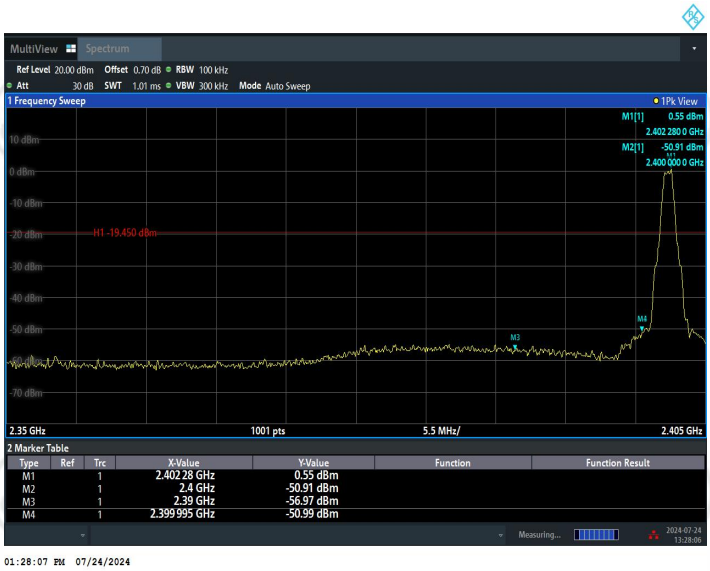

BLE_1M_Ant1_High_2480

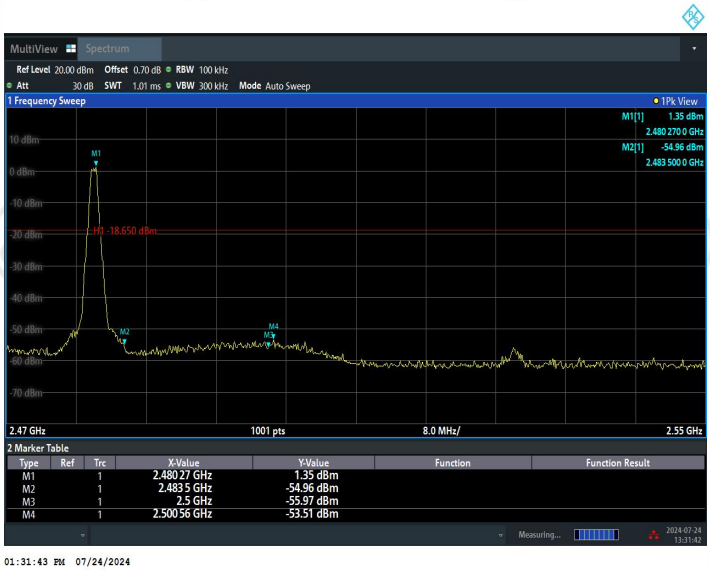

BLE_2M_Ant1_Low_2402

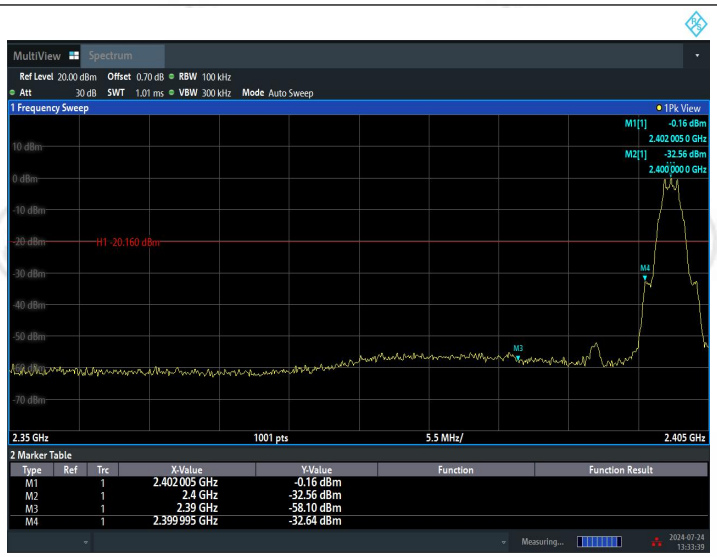

BLE_2M_Ant1_High_2480

Appendix G: Conducted Spurious Emission

Test Result

TestMode	Antenna	Frequency [MHz]	FreqRange [MHz]	RefLevel [dBm]	Result[dBm]	Limit[dBm]	Verdict
BLE_1M	Ant1	2402	Reference	0.58	0.58	---	PASS
			30~1000	0.58	-66.86	≤-19.42	PASS
			1000~26500	0.58	-51.48	≤-19.42	PASS
		2440	Reference	1.12	1.12	---	PASS
			30~1000	1.12	-67.12	≤-18.88	PASS
			1000~26500	1.12	-51.57	≤-18.88	PASS
		2480	Reference	1.34	1.34	---	PASS
			30~1000	1.34	-66.92	≤-18.66	PASS
			1000~26500	1.34	-51.51	≤-18.66	PASS
BLE_2M	Ant1	2402	Reference	-0.28	-0.28	---	PASS
			30~1000	-0.28	-67.44	≤-20.28	PASS
			1000~26500	-0.28	-50.89	≤-20.28	PASS
		2440	Reference	0.44	0.44	---	PASS
			30~1000	0.44	-66.99	≤-19.56	PASS
			1000~26500	0.44	-51.16	≤-19.56	PASS
		2480	Reference	0.84	0.84	---	PASS
			30~1000	0.84	-66.86	≤-19.16	PASS
			1000~26500	0.84	-50.55	≤-19.16	PASS

Test Graphs

BLE_1M_Ant1_2402_0~Reference

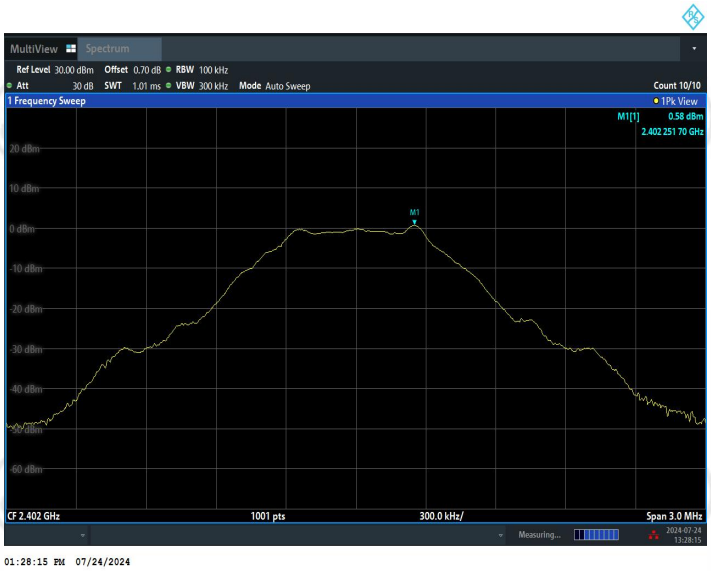

BLE_1M_Ant1_2402_30~1000

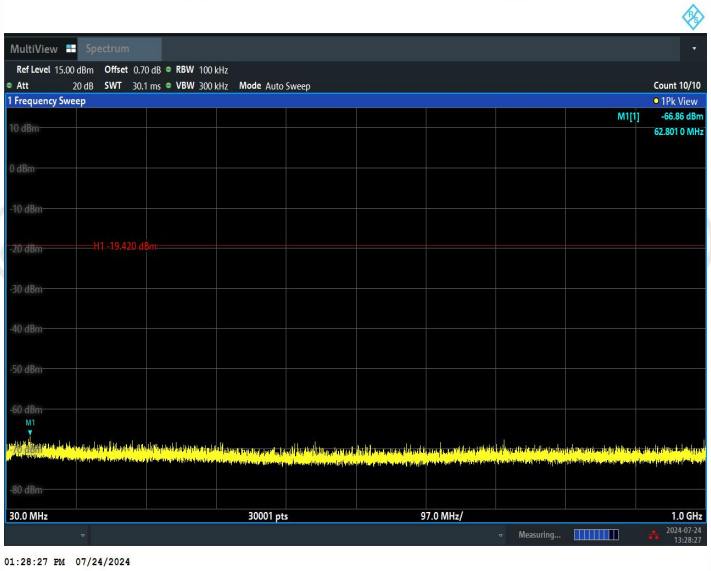

BLE_1M_Ant1_2402_1000~26500

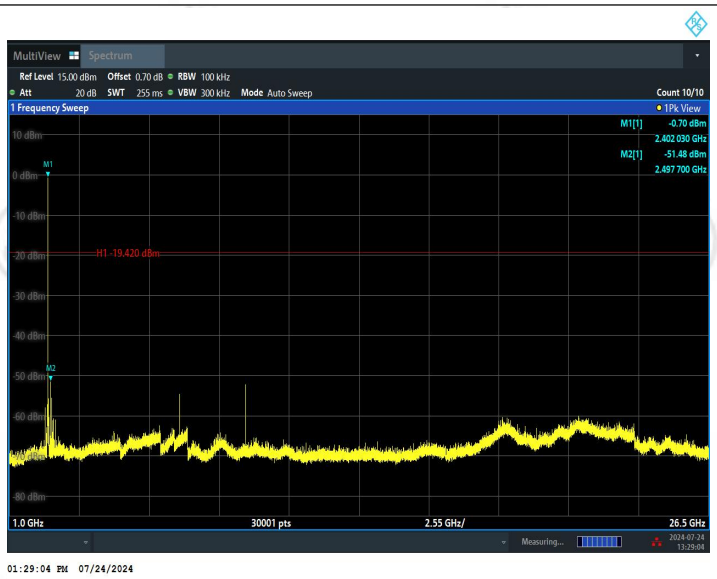

BLE_1M_Ant1_2440_0~Reference

BLE_1M_Ant1_2440_30~1000

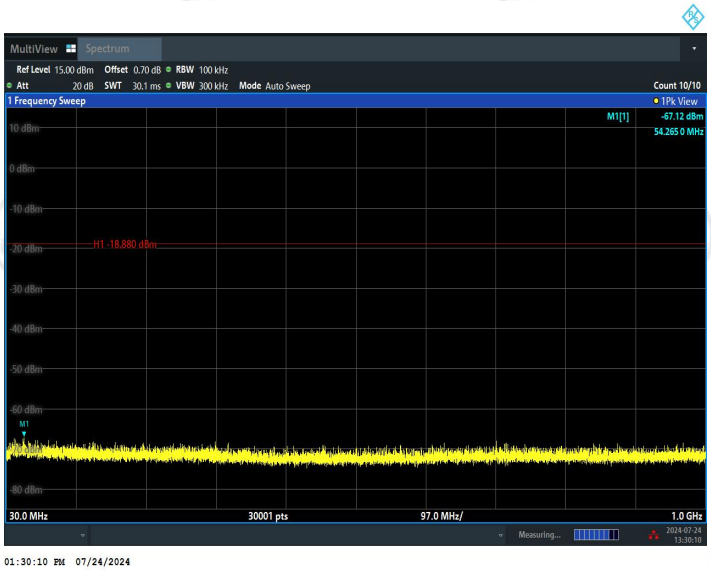

BLE_1M_Ant1_2440_1000~26500

BLE_1M_Ant1_2480_0~Reference

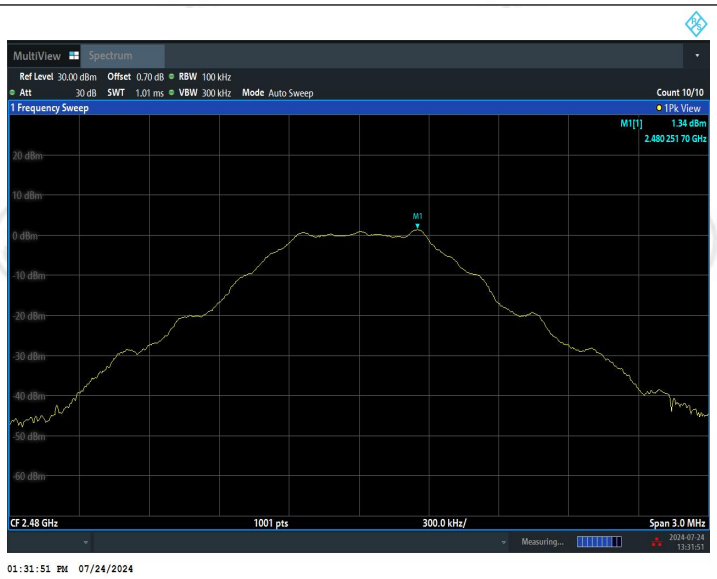

BLE_1M_Ant1_2480_30~1000

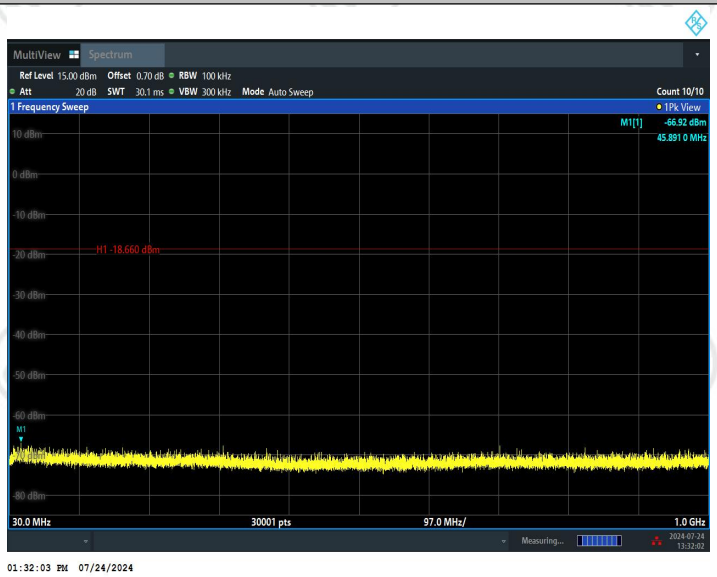

BLE_1M_Ant1_2480_1000~26500

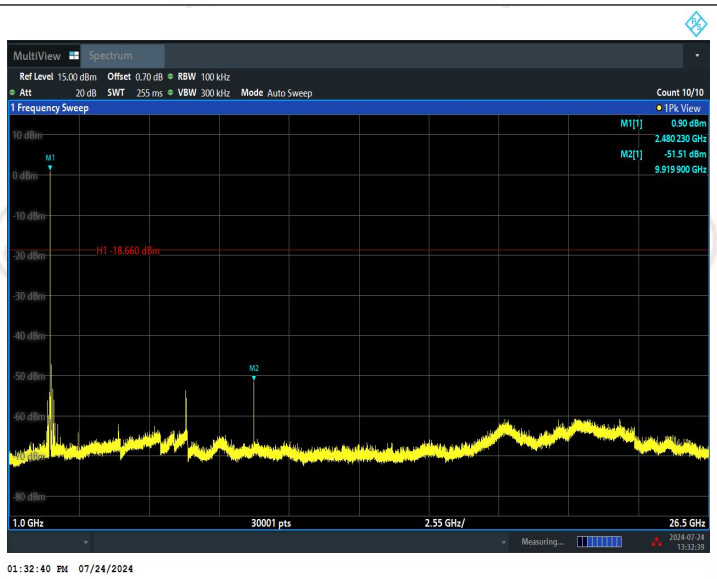

BLE_2M_Ant1_2402_0~Reference

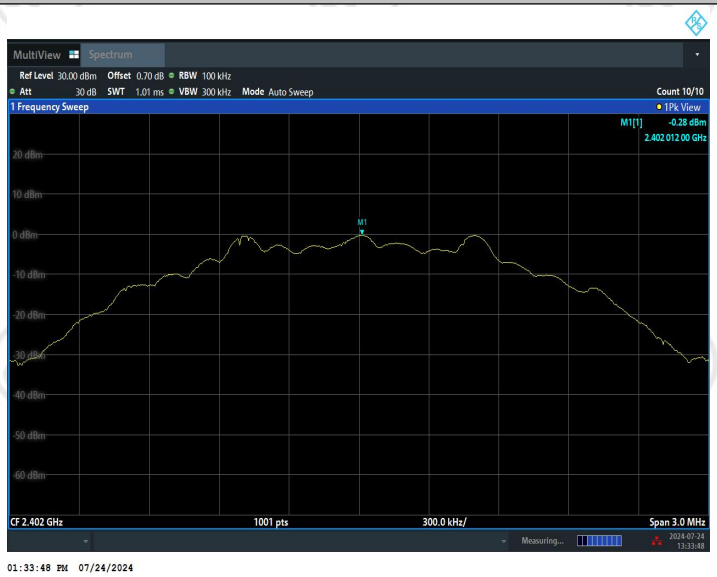

BLE_2M_Ant1_2402_30~1000

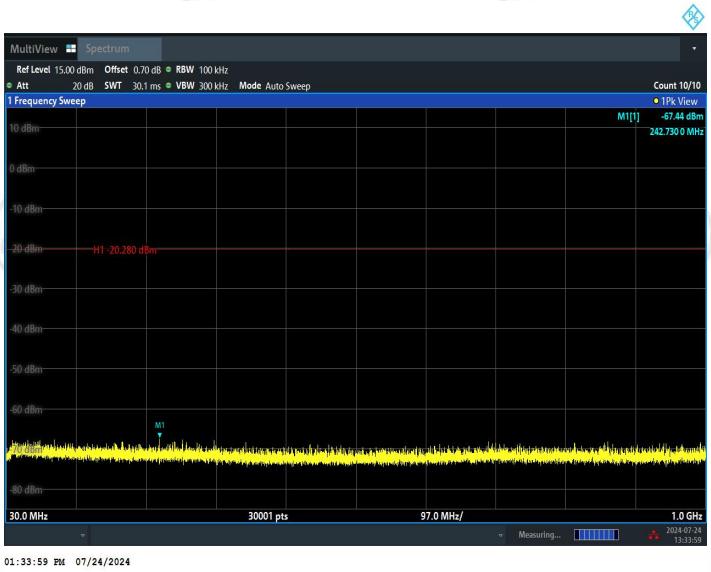

BLE_2M_Ant1_2402_1000~26500

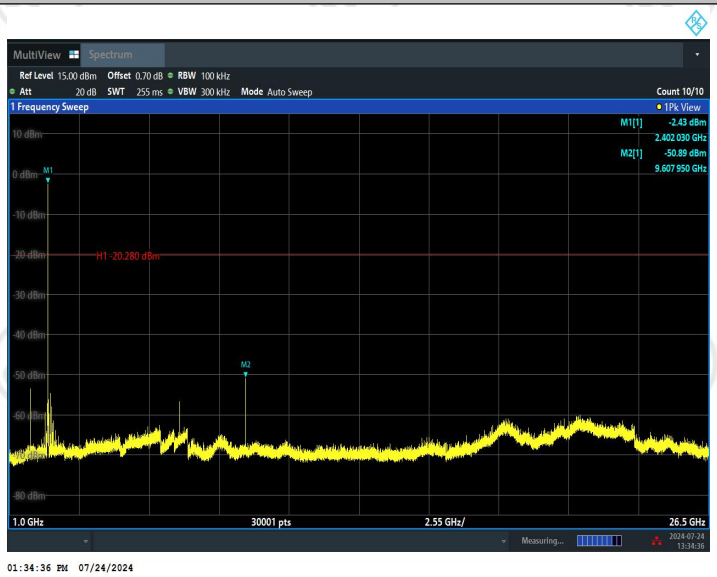

BLE_2M_Ant1_2440_0~Reference

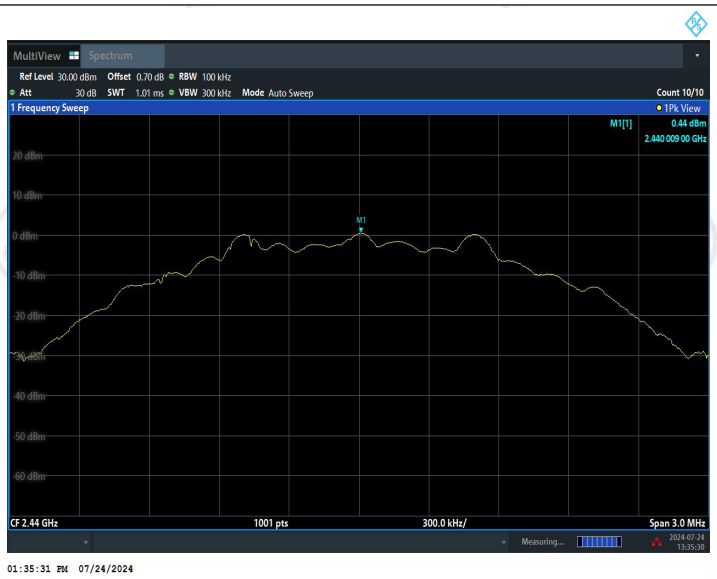

BLE_2M_Ant1_2440_30~1000

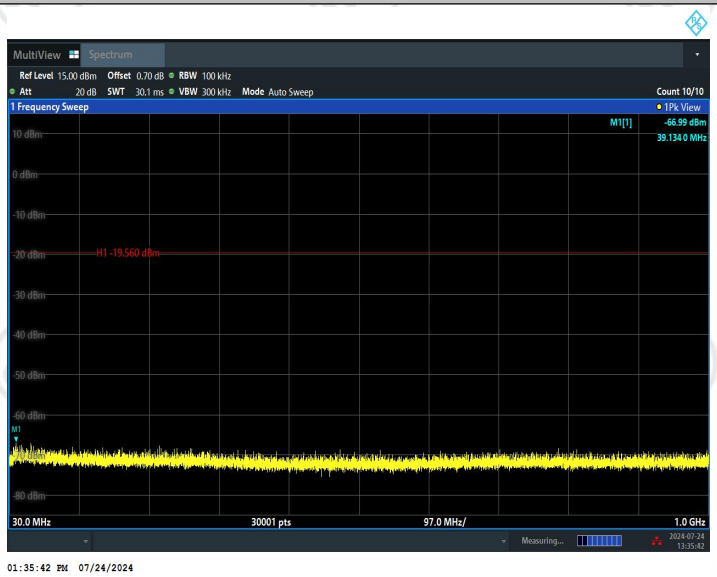

BLE_2M_Ant1_2440_1000~26500

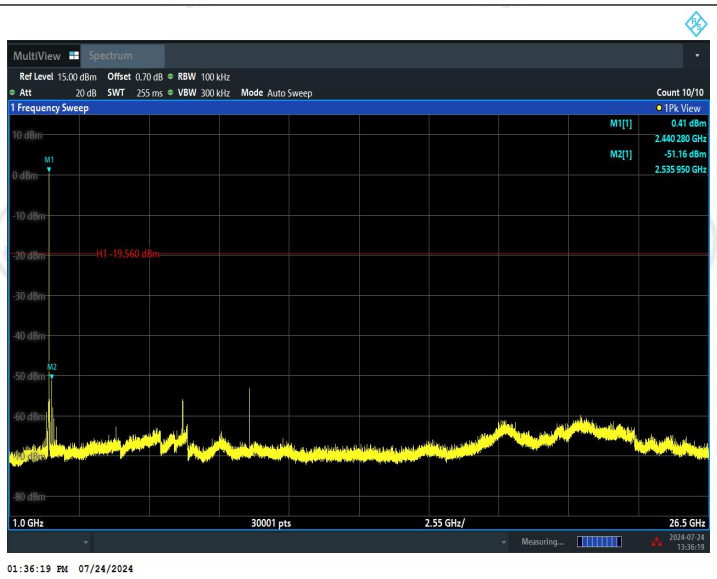

BLE_2M_Ant1_2480_0~Reference

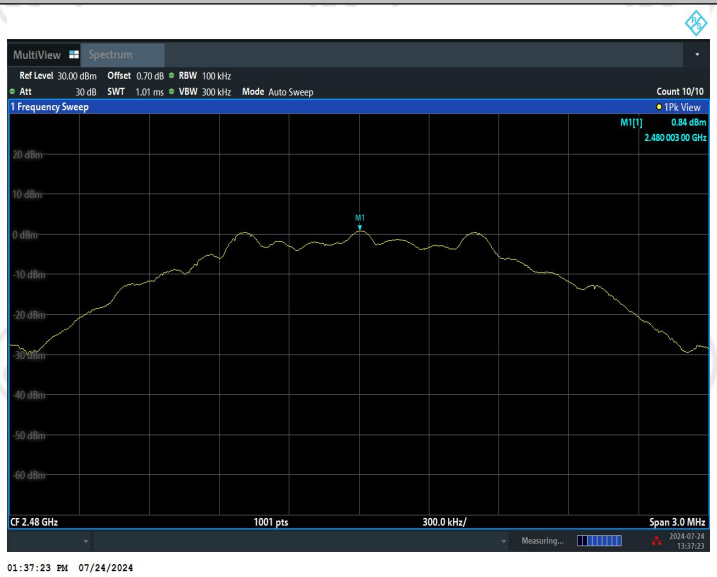

BLE_2M_Ant1_2480_30~1000

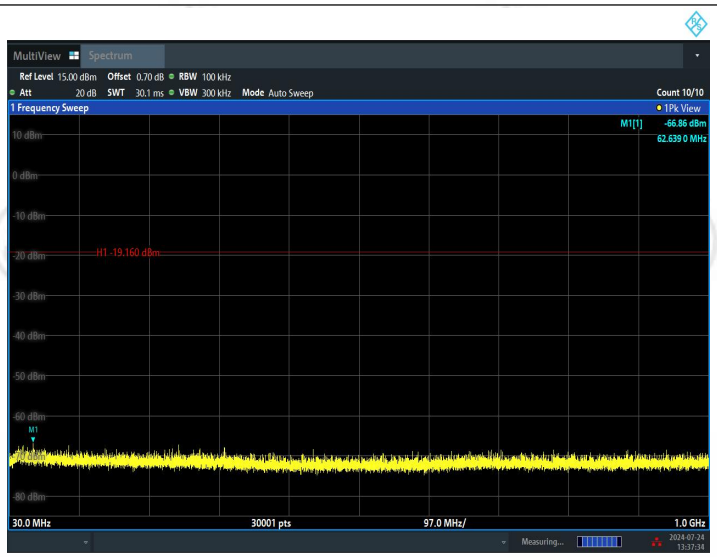

BLE_2M_Ant1_2480_1000~26500

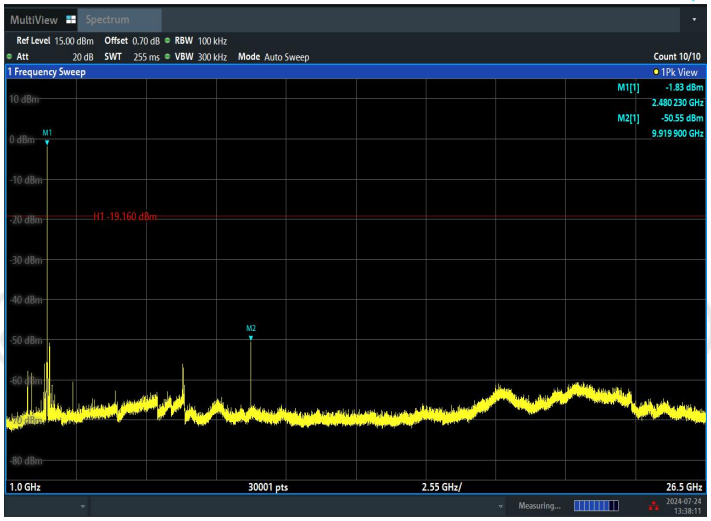

Appendix H: Duty Cycle

Test Result

TestMode	Antenna	Frequency[MHz]	ON Time [ms]	Period [ms]	Duty Cycle [%]	Duty Cycle Factor[dB]
BLE_1M	Ant1	2402	2.14	2.50	85.60	0.68
		2440	2.14	2.50	85.60	0.68
		2480	2.13	2.50	85.20	0.70
BLE_2M	Ant1	2402	1.07	2.50	42.80	3.69
		2440	1.07	2.50	42.80	3.69
		2480	1.08	2.51	43.03	3.66

Test Graphs

BLE_1M_Ant1_2402

BLE_1M_Ant1_2440

BLE_1M_Ant1_2480

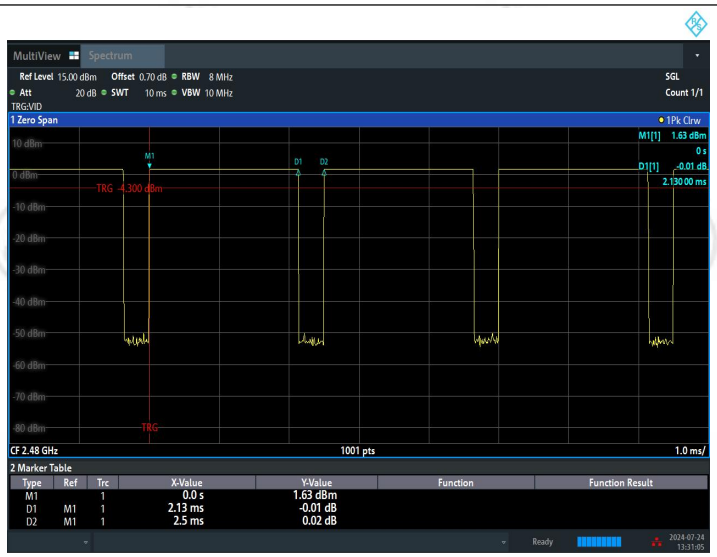

BLE_2M_Ant1_2402

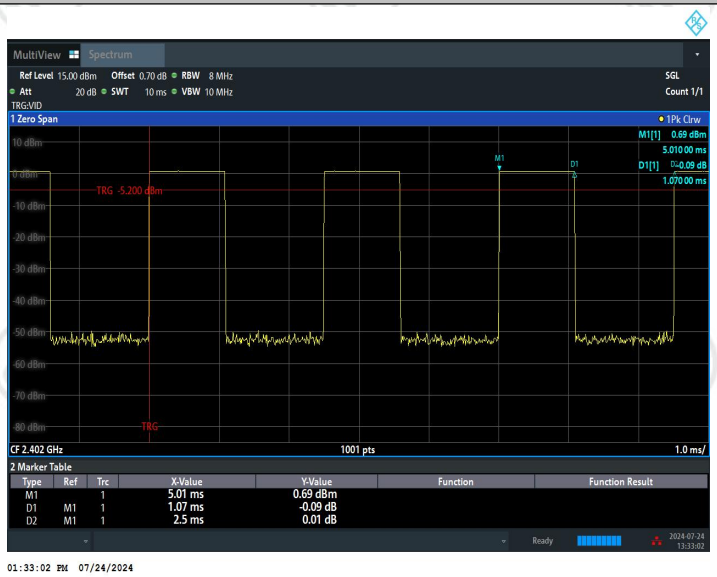

BLE_2M_Ant1_2440

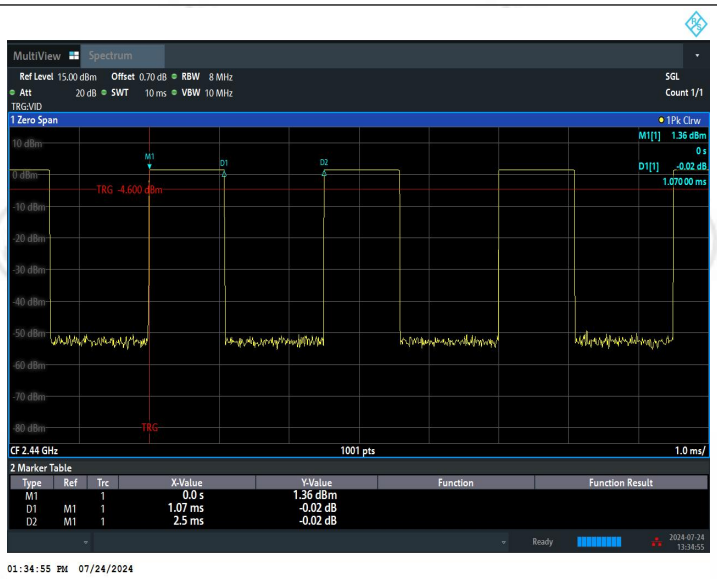

BLE_2M_Ant1_2480

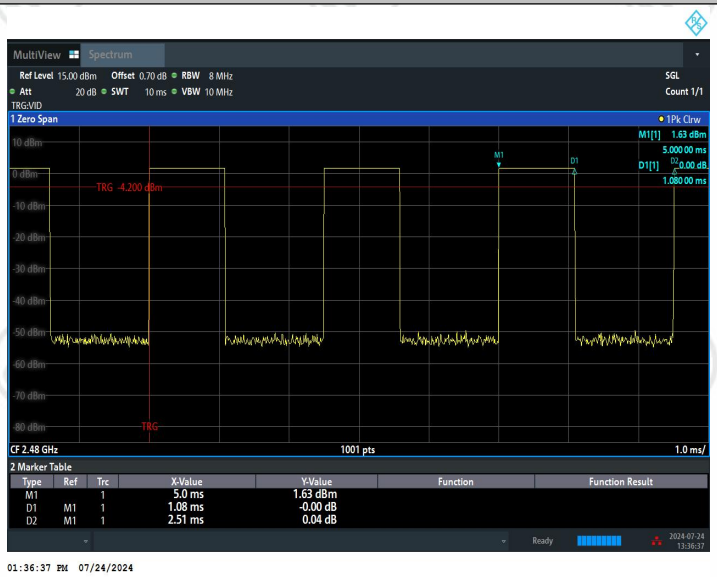

*** End of Report ***