Appendix: Bluetooth Classic

Contents

Appendix A: 20dB Emission Bandwidth 3
Test Result 3
Test Graphs 4
Appendix B: Occupied Channel Bandwidth 9
Test Result 9
Test Graphs 10
Appendix C: Maximum conducted output power 15
Test Result Peak 15
Test Graphs 16
Appendix D: Carrier frequency separation 21
Test Result 21
Test Graphs 22
Appendix E: Time of occupancy 24
Test Result 24
Test Graphs 25
Appendix F: Number of hopping channels 30
Test Result 30
Test Graphs 31
Appendix G: Band edge measurements 33
Test Result 33
Test Graphs 34
Appendix H: Conducted Spurious Emission 40
Test Result 40
Test Graphs 41
Appendix I: Duty Cycle 55
Test Result 55
Test Graphs 56

Appendix A: 20dB Emission Bandwidth

Test Result

TestMode	Antenna	Frequency[MHz]	20db EBW[MHz]	FL[MHz]	FH[MHz]	Limit[MHz]	Verdict
DH5	Ant1	2402	1.03	2401.49	2402.52	---	---
		2441	1.04	2440.48	2441.53	---	---
		2480	1.05	2479.48	2480.53	---	---
2DH5	Ant1	2402	1.34	2401.33	2402.68	---	---
		2441	1.35	2440.33	2441.68	---	---
		2480	1.35	2479.33	2480.68	---	---
3DH5	Ant1	2402	1.31	2401.35	2402.67	---	---
		2441	1.31	2440.35	2441.66	---	---
		2480	1.34	2479.33	2480.67	---	---

Test Graphs

DH5_Ant1_2402

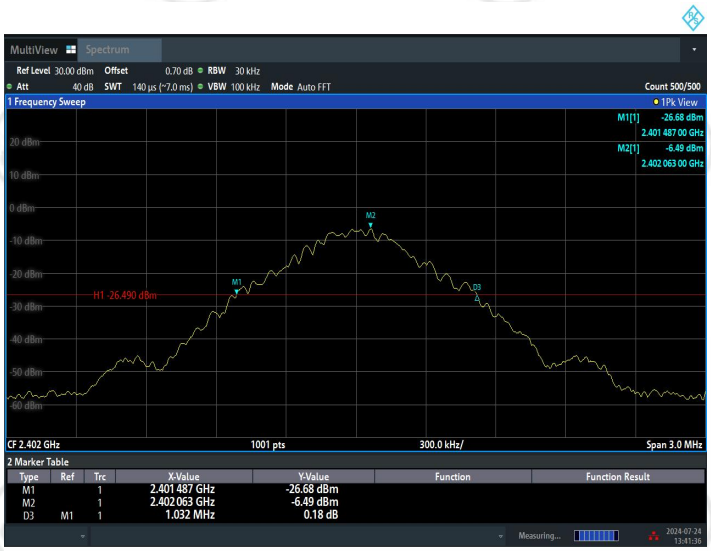

DH5_Ant1_2441

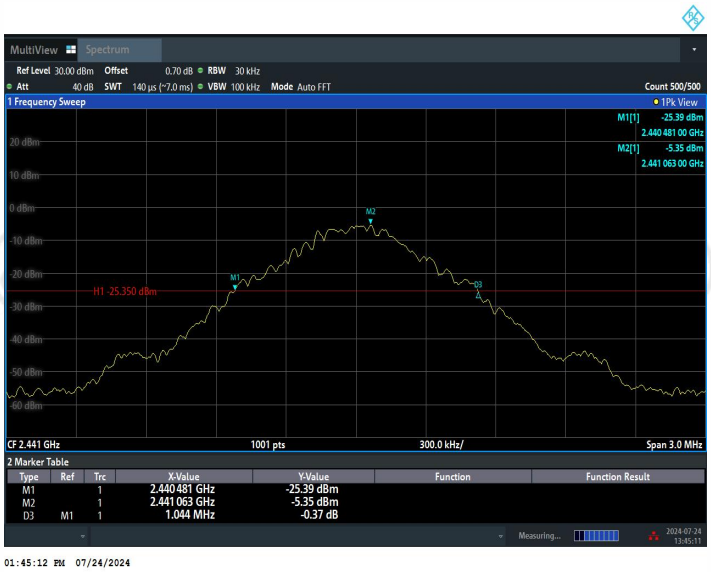

DH5_Ant1_2480

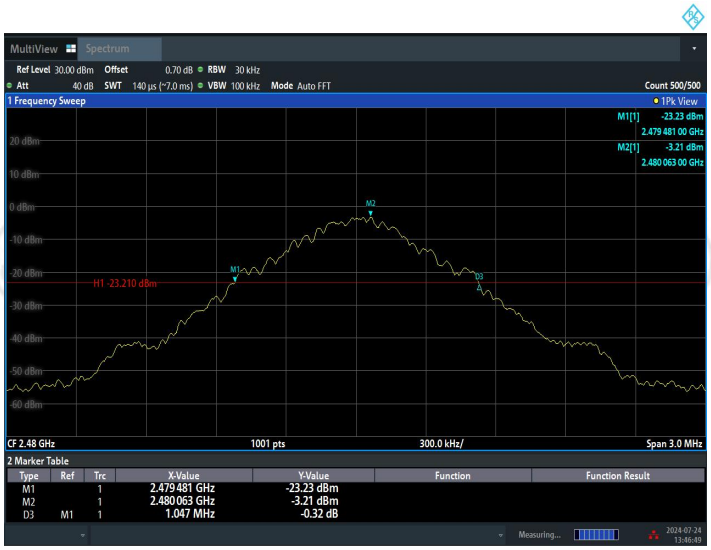

2DH5_Ant1_2402

2DH5_Ant1_2441

2DH5_Ant1_2480

3DH5_Ant1_2402

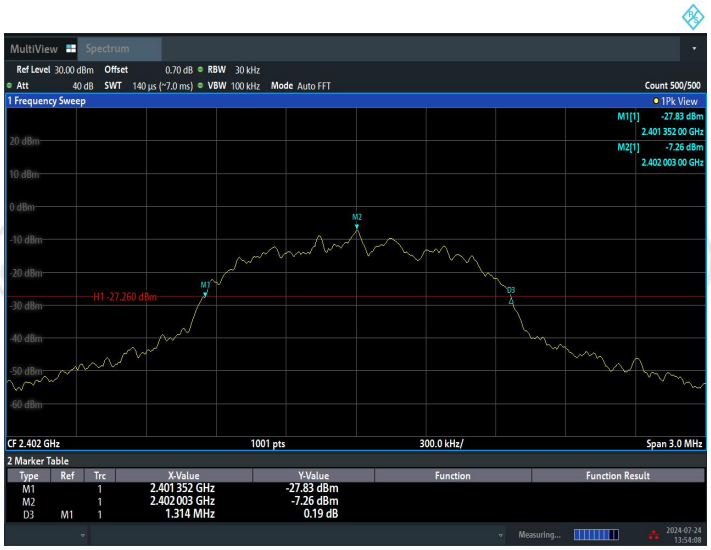

3DH5_Ant1_2441

3DH5_Ant1_2480

01:58:22 PM 07/24/2024

Appendix B: Occupied Channel Bandwidth

Test Result

TestMode	Antenna	Frequency[MHz]	OCB [MHz]	FL[MHz]	FH[MHz]	Limit[MHz]	Verdict
DH5	Ant1	2402	0.929	2401.539	2402.468	---	---
		2441	0.95	2440.524	2441.474	---	---
		2480	0.961	2479.517	2480.478	---	---
2DH5	Ant1	2402	1.201	2401.408	2402.608	---	---
		2441	1.214	2440.404	2441.618	---	---
		2480	1.239	2479.394	2480.632	---	---
3DH5	Ant1	2402	1.208	2401.397	2402.605	---	---
		2441	1.223	2440.389	2441.612	---	---
		2480	1.237	2479.382	2480.619	---	---

Test Graphs

DH5_Ant1_2402

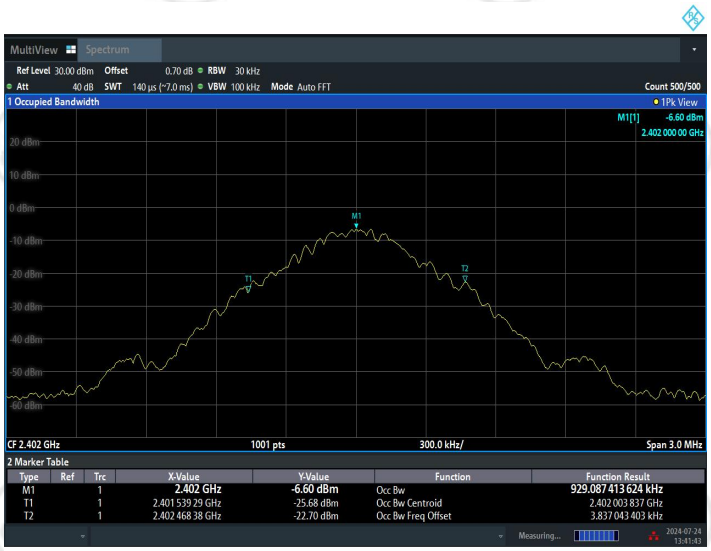

01:41:43 PM 07/24/2024

DH5_Ant1_2441

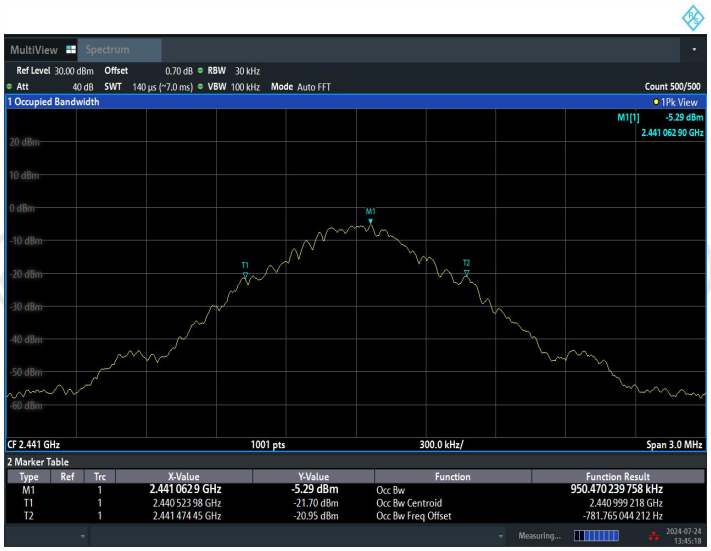

01:45:19 PM 07/24/2024

DH5_Ant1_2480

2DH5_Ant1_2402

2DH5_Ant1_2441

2DH5_Ant1_2480

3DH5_Ant1_2402

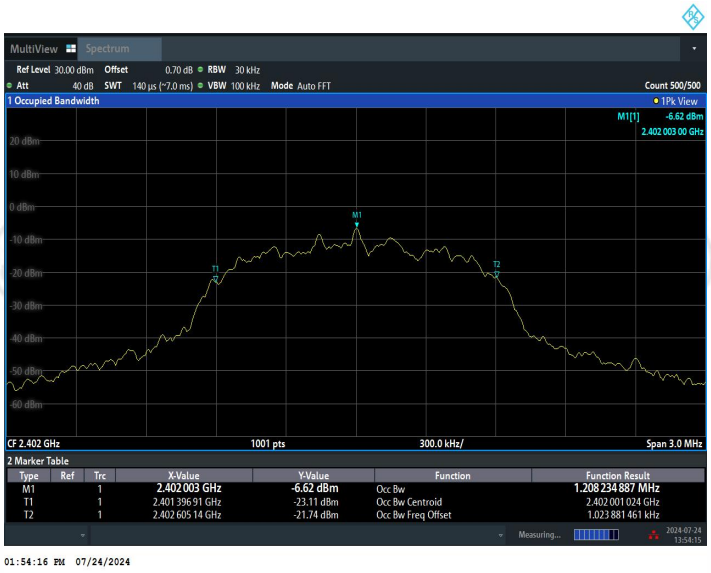

3DH5_Ant1_2441

3DH5_Ant1_2480

01:58:29 PM 07/24/2024

Appendix C: Maximum conducted output power

Test Result Peak

Test Mode	Antenna	Frequency[MHz]	Conducted Peak Powert[dBm]	Conducted Limit[dBm]	Verdict
DH5	Ant1	2402	0.8	≤20.97	PASS
		2441	1.35	≤20.97	PASS
		2480	1.59	≤20.97	PASS
2DH5	Ant1	2402	1.69	≤20.97	PASS
		2441	2.23	≤20.97	PASS
		2480	2.45	≤20.97	PASS
3DH5	Ant1	2402	2.09	≤20.97	PASS
		2441	2.64	≤20.97	PASS
		2480	2.89	≤20.97	PASS

Test Graphs

DH5_Ant1_2402

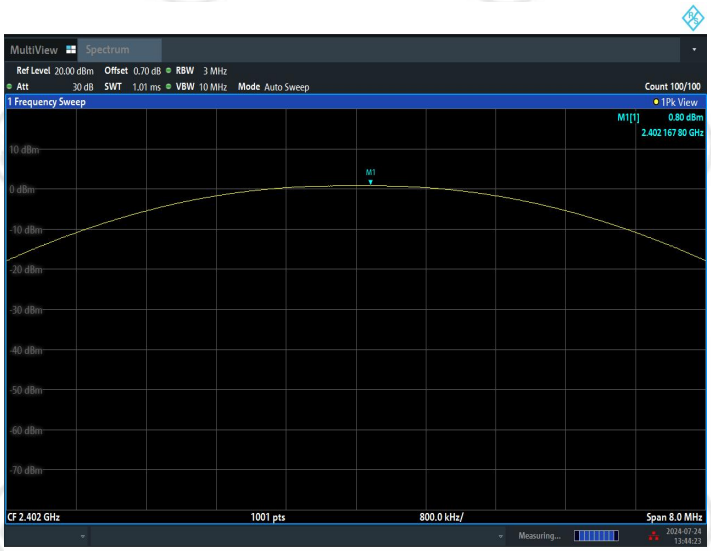

DH5_Ant1_2441

DH5_Ant1_2480

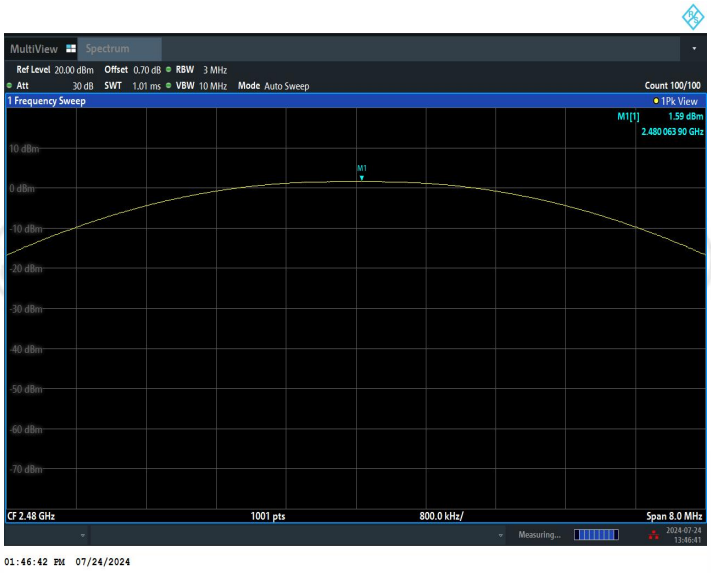

2DH5_Ant1_2402

2DH5_Ant1_2441

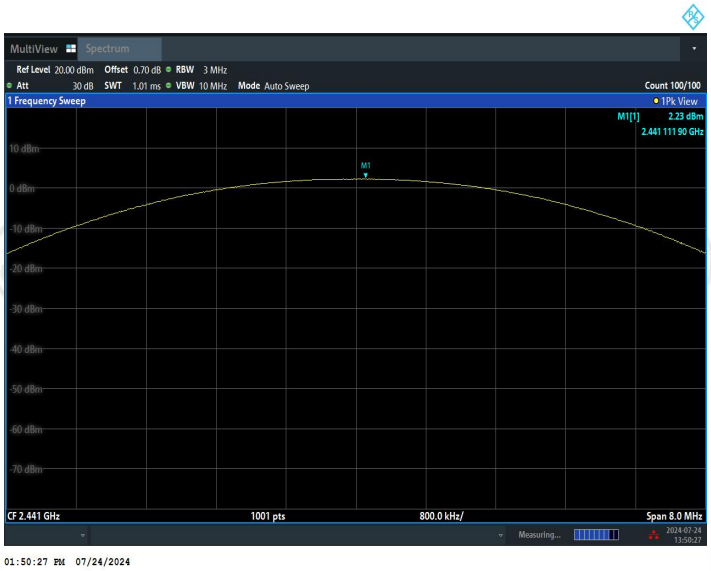

2DH5_Ant1_2480

3DH5_Ant1_2402

3DH5_Ant1_2441

3DH5_Ant1_2480

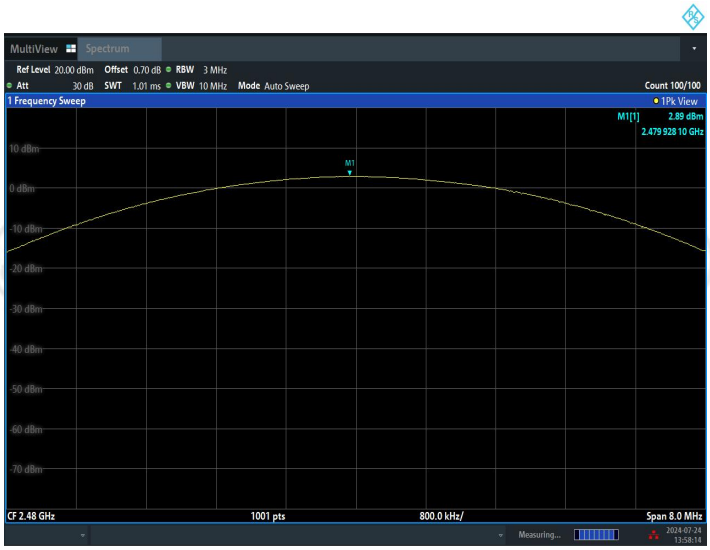

01:58:14 PM 07/24/2024