Appendix D: Carrier frequency separation

Test Result

TestMode	Antenna	Frequency[MHz]	Result[MHz]	Limit[MHz]	Verdict
DH5	Ant1	Hop	0.972	≥0.700	PASS
2DH5	Ant1	Hop	1.17	≥0.900	PASS
3DH5	Ant1	Hop	1.12	≥0.893	PASS

Test Graphs

DH5_Ant1_Hop

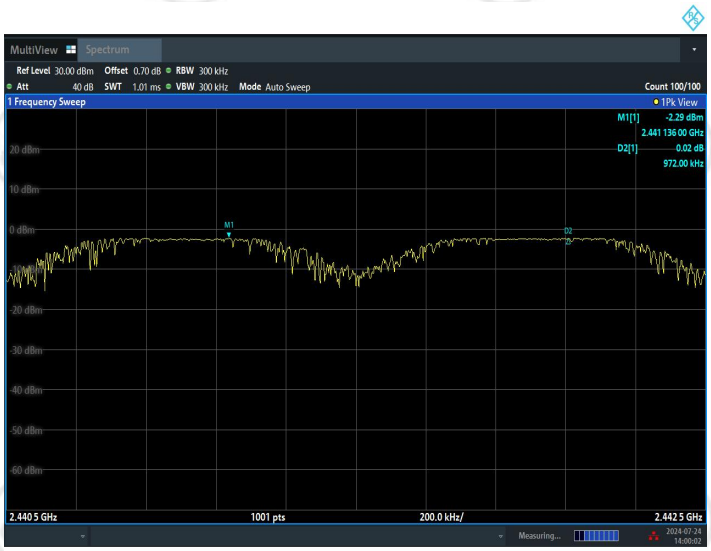

02:00:02 PM 07/24/2024

2DH5_Ant1_Hop

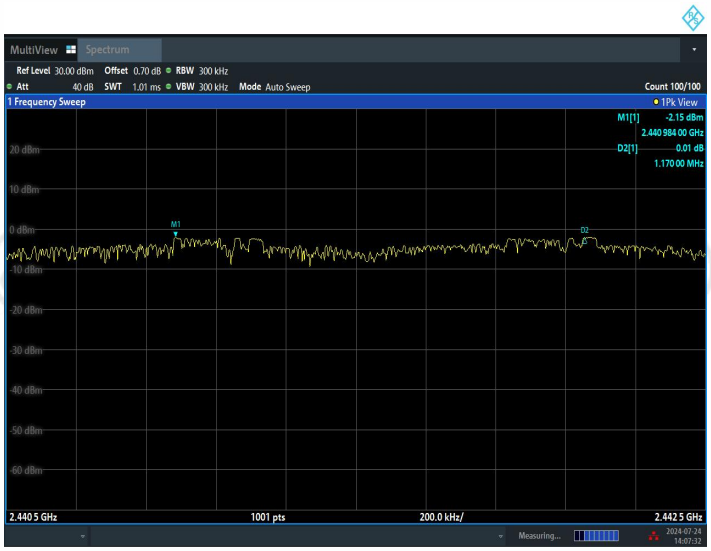

02:07:32 PM 07/24/2024

3DH5_Ant1_Hop

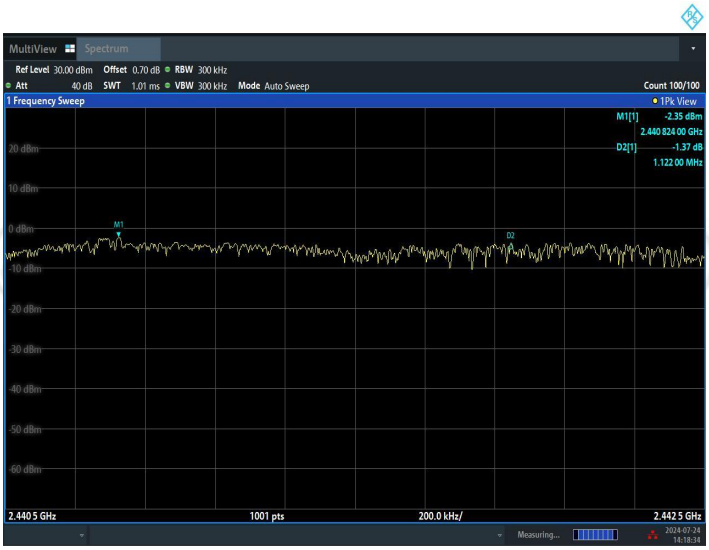

02:18:35 PM 07/24/2024

Appendix E: Time of occupancy

Test Result

TestMode	Antenna	Frequency[MHz]	BurstWidth [ms]	TotalHops [Num]	Result[s]	Limit[s]	Verdict
DH1	Ant1	Hop	0.38	320	0.12	≤0.4	PASS
DH3	Ant1	Hop	1.63	160	0.261	≤0.4	PASS
DH5	Ant1	Hop	2.88	106.67	0.307	≤0.4	PASS
2DH1	Ant1	Hop	0.38	320	0.123	≤0.4	PASS
2DH3	Ant1	Hop	1.64	160	0.262	≤0.4	PASS
2DH5	Ant1	Hop	2.89	106.67	0.308	≤0.4	PASS
3DH1	Ant1	Hop	0.39	320	0.124	≤0.4	PASS
3DH3	Ant1	Hop	1.64	160	0.262	≤0.4	PASS
3DH5	Ant1	Hop	2.89	106.67	0.308	≤0.4	PASS

Test Graphs

DH1_Ant1_Hop

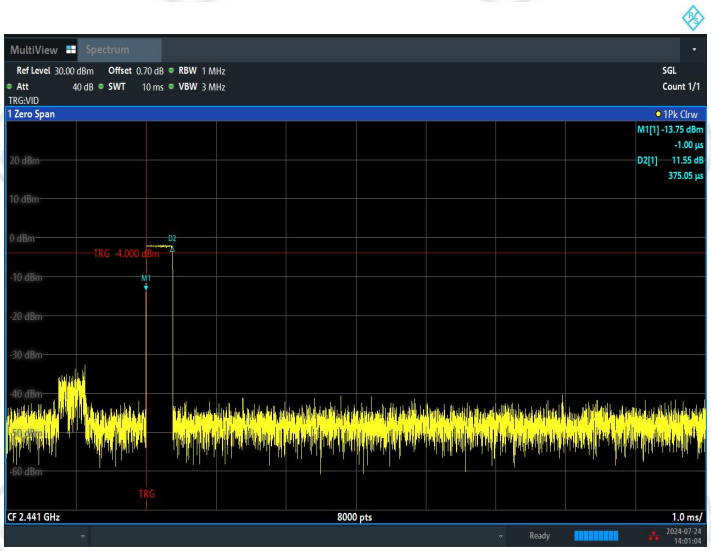

DH3_Ant1_Hop

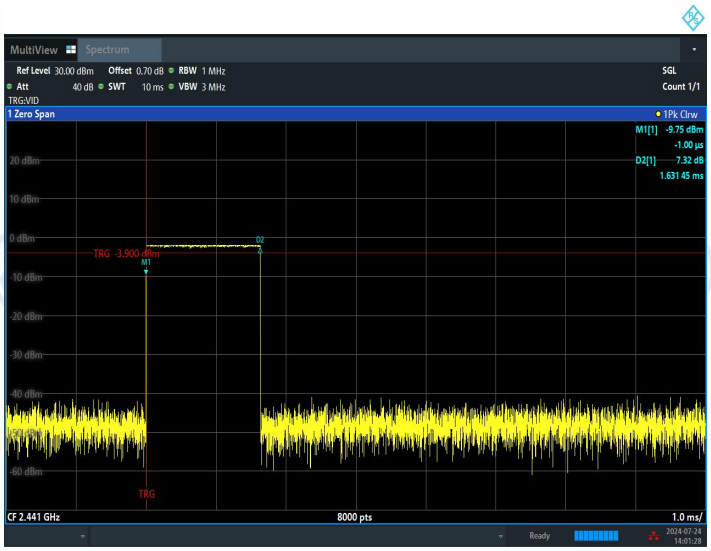

DH5_Ant1_Hop

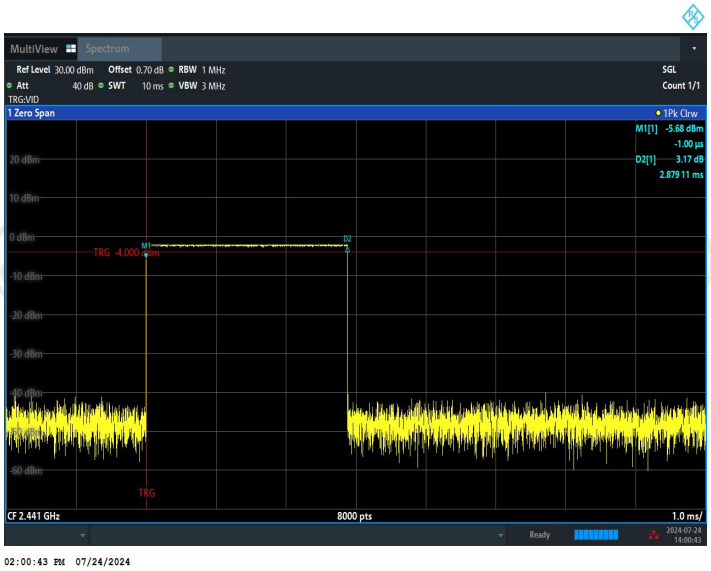

2DH1_Ant1_Hop

2DH3_Ant1_Hop

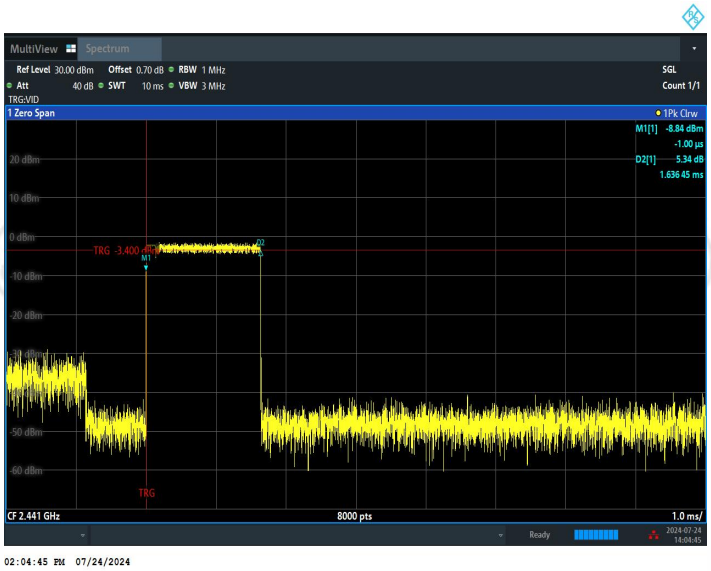

2DH5_Ant1_Hop

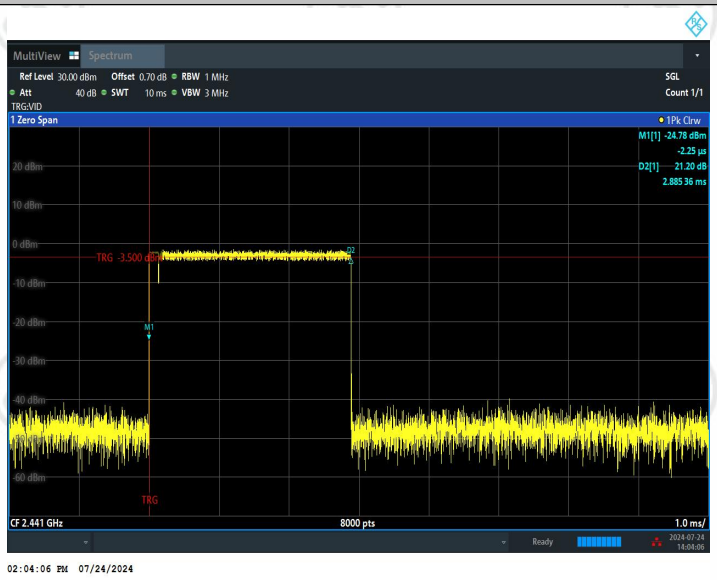

3DH1_Ant1_Hop

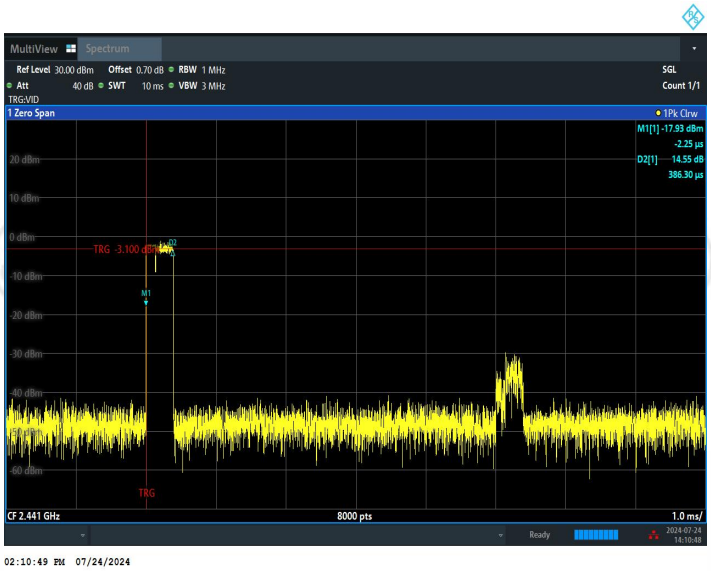

3DH3_Ant1_Hop

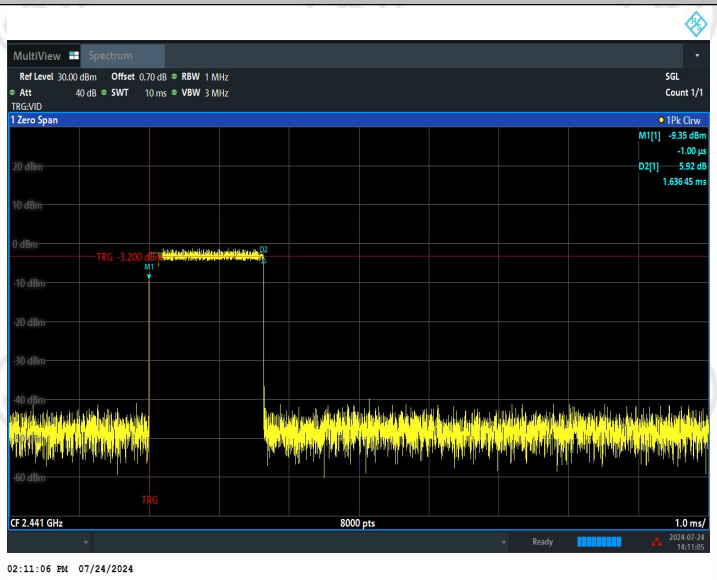

3DH5_Ant1_Hop

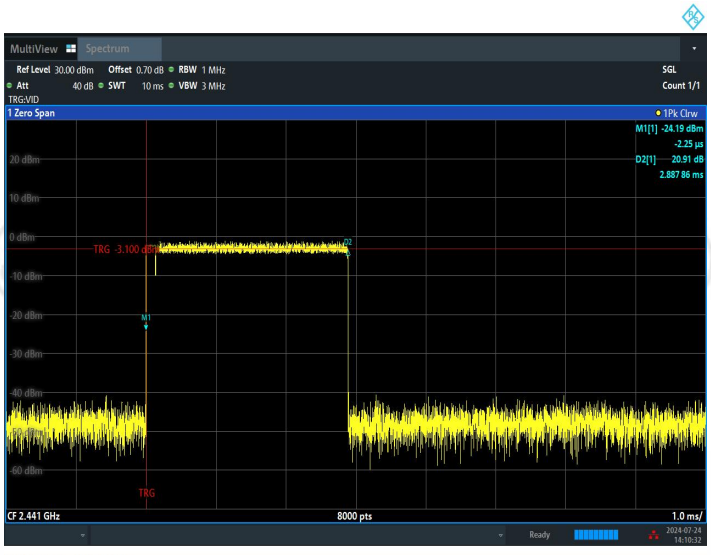

02:10:33 PM 07/24/2024

Appendix F: Number of hopping channels

Test Result

TestMode	Antenna	Frequency[MHz]	Result[Num]	Limit[Num]	Verdict
DH5	Ant1	Hop	79	≥15	PASS
2DH5	Ant1	Hop	79	≥15	PASS
3DH5	Ant1	Hop	79	≥15	PASS

Test Graphs

DH5_Ant1_Hop

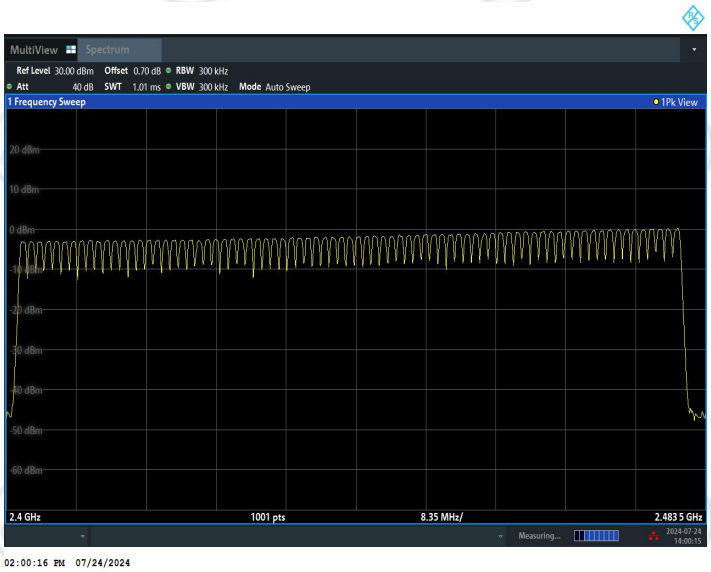

2DH5_Ant1_Hop

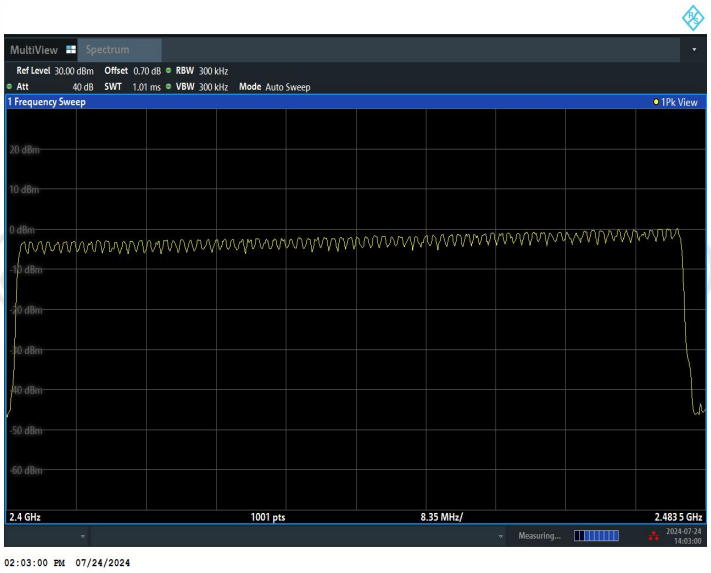

3DH5_Ant1_Hop

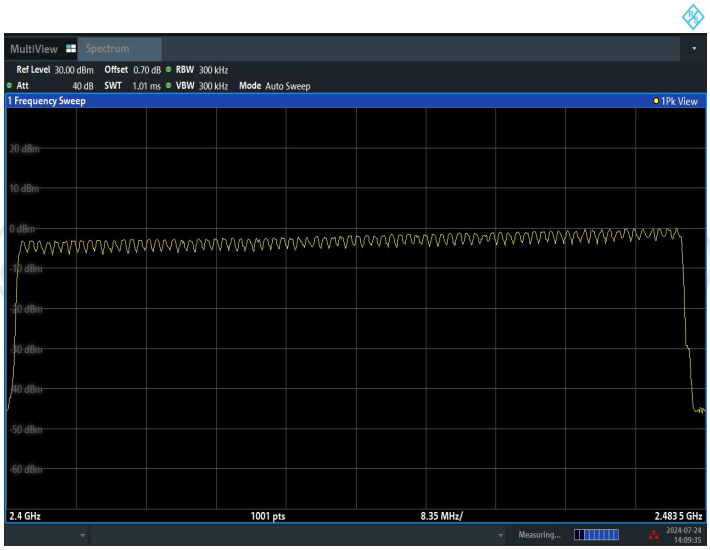

02:09:36 PM 07/24/2024

Appendix G: Band edge measurements

Test Result

TestMode	Antenna	ChName	Frequency[MHz]	RefLevel [dBm]	Result [dBm]	Limit [dBm]	Verdict
DH5	Ant1	Low	2402	0.55	-52.03	≤-19.45	PASS
		High	2480	1.24	-53.53	≤-18.76	PASS
		Low	Hop_2402	0.05	-54.12	≤-19.95	PASS
		High	Hop_2480	1.18	-50.35	≤-18.82	PASS
2DH5	Ant1	Low	2402	0.59	-49.78	≤-19.41	PASS
		High	2480	1.28	-53.8	≤-18.72	PASS
		Low	Hop_2402	0.59	-54.47	≤-19.41	PASS
		High	Hop_2480	1.26	-50.08	≤-18.74	PASS
3DH5	Ant1	Low	2402	0.47	-52.37	≤-19.53	PASS
		High	2480	1.24	-53.73	≤-18.76	PASS
		Low	Hop_2402	0.51	-55.05	≤-19.49	PASS
		High	Hop_2480	1.23	-50.9	≤-18.77	PASS

Test Graphs

DH5_Ant1_Low_2402

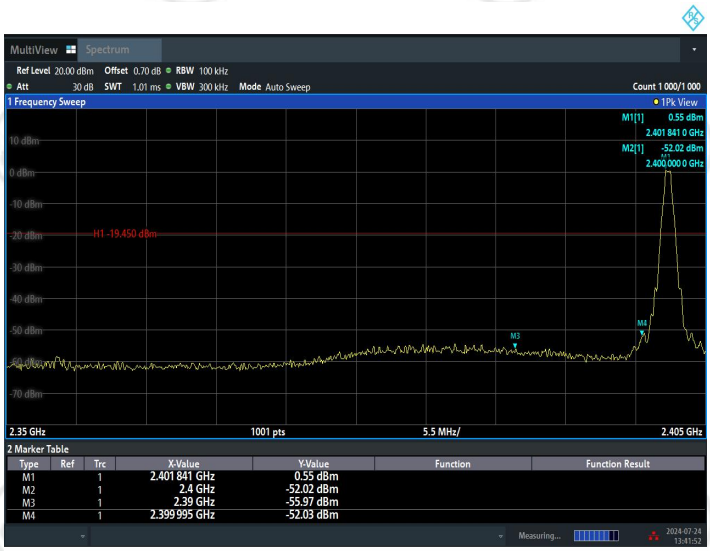

DH5_Ant1_High_2480

DH5_Ant1_Low_Hop_2402

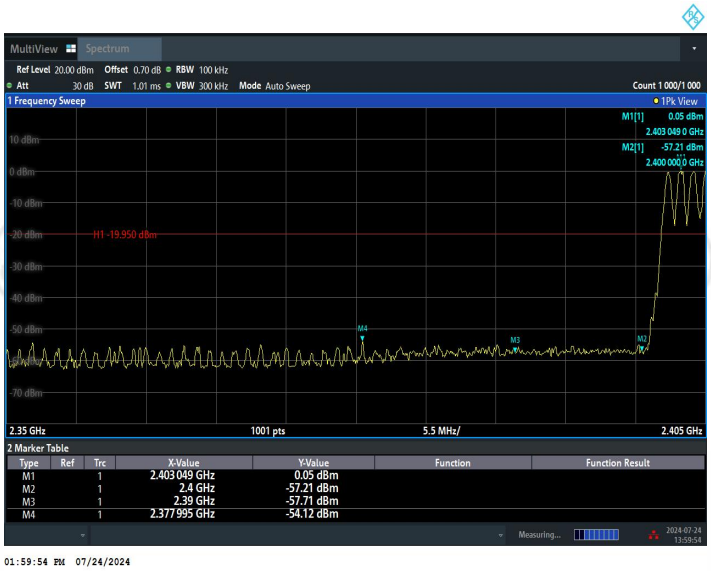

DH5_Ant1_High_Hop_2480

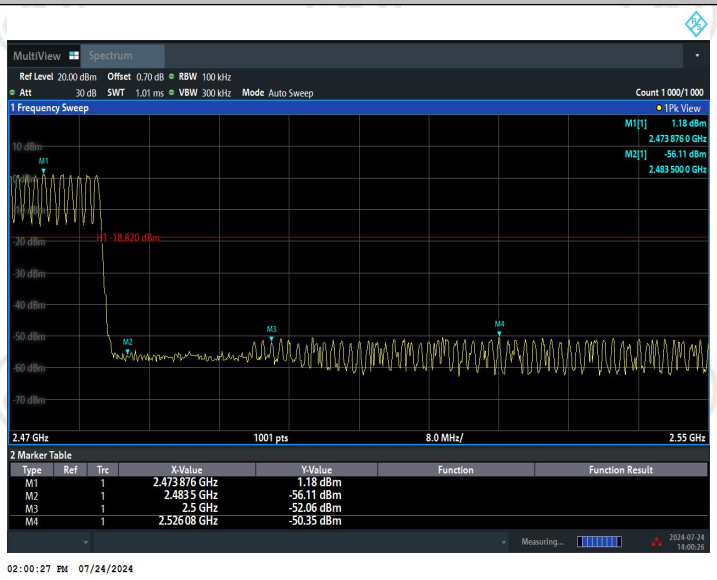

2DH5_Ant1_Low_2402

2DH5_Ant1_High_2480

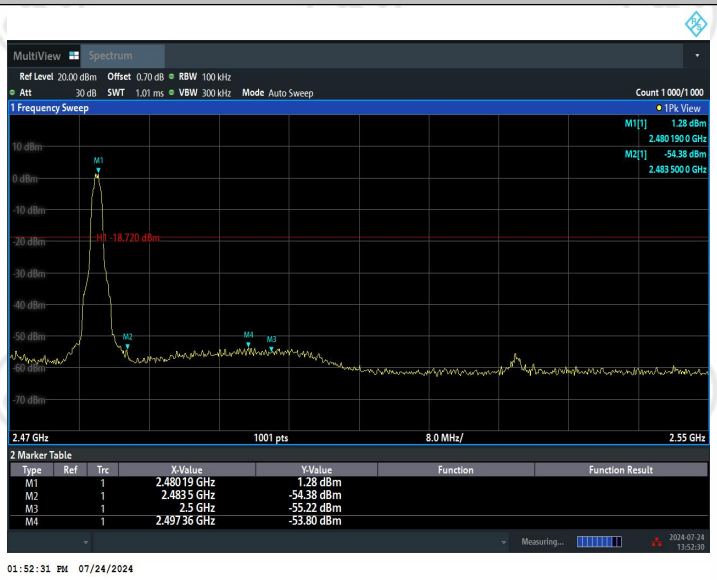

2DH5_Ant1_Low_Hop_2402

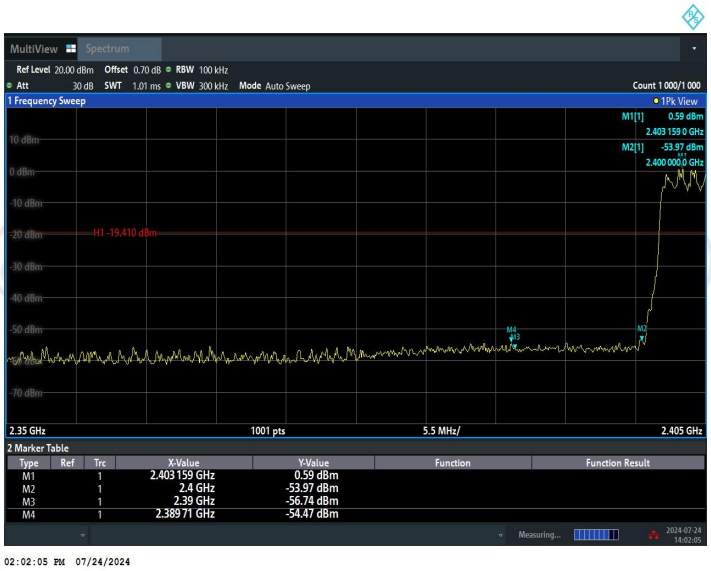

2DH5_Ant1_High_Hop_2480

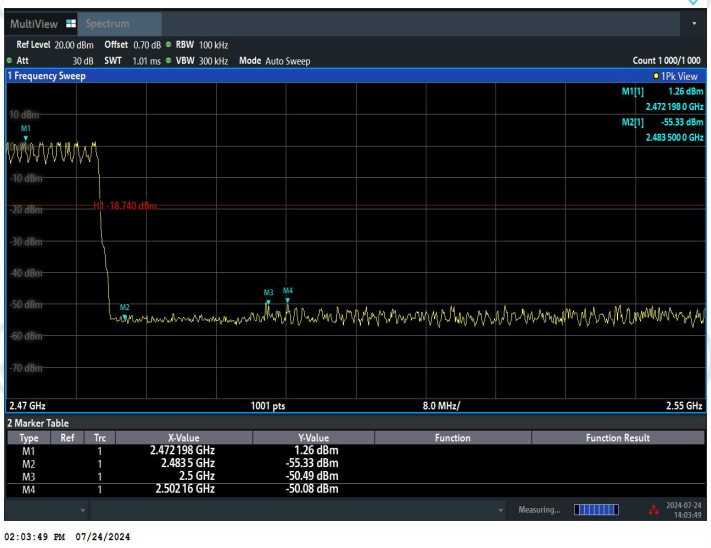

3DH5_Ant1_Low_2402

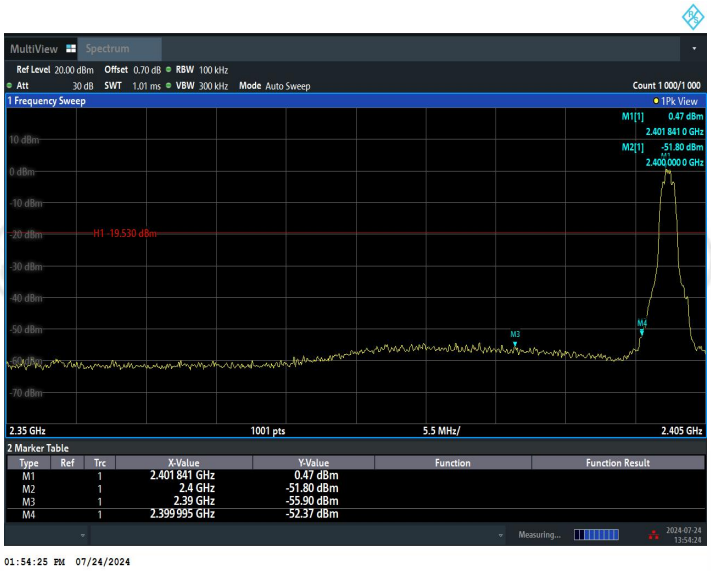

3DH5_Ant1_High_2480

3DH5_Ant1_Low_Hop_2402

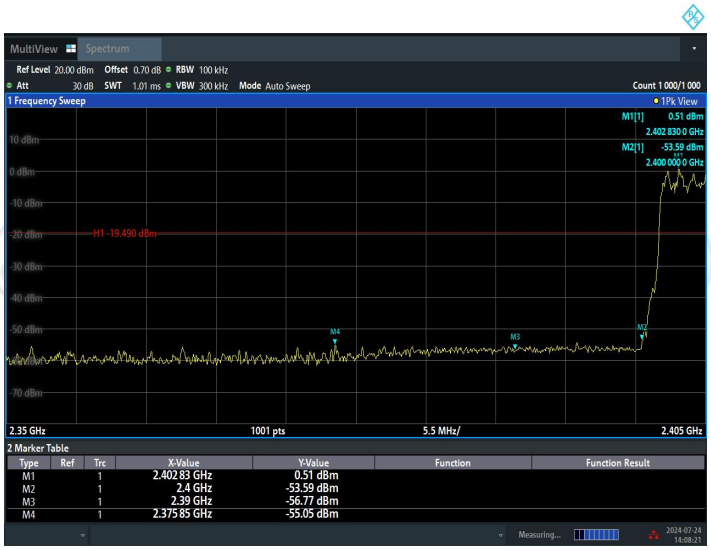

3DH5_Ant1_High_Hop_2480

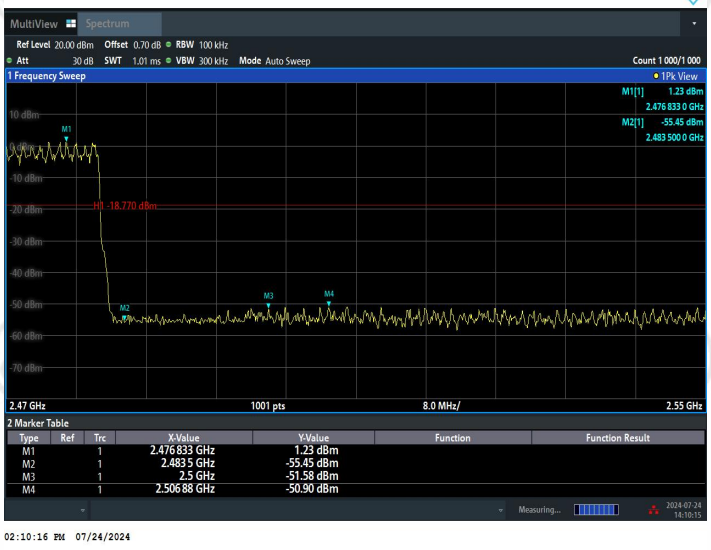

Appendix H: Conducted Spurious Emission

Test Result

TestMode	Antenna	Frequency[MHz]	FreqRange [MHz]	RefLevel [dBm]	Result [dBm]	Limit [dBm]	Verdict
DH5	Ant1	2402	Reference	0.58	0.58	---	PASS
			30~1000	0.58	-67.72	≤-19.42	PASS
			1000~26500	0.58	-50.27	≤-19.42	PASS
		2441	Reference	1.09	1.09	---	PASS
			30~1000	1.09	-67.01	≤-18.91	PASS
			1000~26500	1.09	-51.03	≤-18.91	PASS
		2480	Reference	1.28	1.28	---	PASS
			30~1000	1.28	-67.33	≤-18.72	PASS
			1000~26500	1.28	-50.59	≤-18.72	PASS
2DH5	Ant1	2402	Reference	0.58	0.58	---	PASS
			30~1000	0.58	-67.17	≤-19.42	PASS
			1000~26500	0.58	-47.21	≤-19.42	PASS
		2441	Reference	1.09	1.09	---	PASS
			30~1000	1.09	-67.51	≤-18.91	PASS
			1000~26500	1.09	-52.81	≤-18.91	PASS
		2480	Reference	1.30	1.30	---	PASS
			30~1000	1.30	-67.68	≤-18.7	PASS
			1000~26500	1.30	-51.59	≤-18.7	PASS
3DH5	Ant1	2402	Reference	0.54	0.54	---	PASS
			30~1000	0.54	-67.32	≤-19.46	PASS
			1000~26500	0.54	-51.72	≤-19.46	PASS
		2441	Reference	1.07	1.07	---	PASS
			30~1000	1.07	-67.19	≤-18.93	PASS
			1000~26500	1.07	-51.94	≤-18.93	PASS
		2480	Reference	1.27	1.27	---	PASS
			30~1000	1.27	-67.2	≤-18.73	PASS
			1000~26500	1.27	-50.87	≤-18.73	PASS

Test Graphs

DH5_Ant1_2402_0~Reference

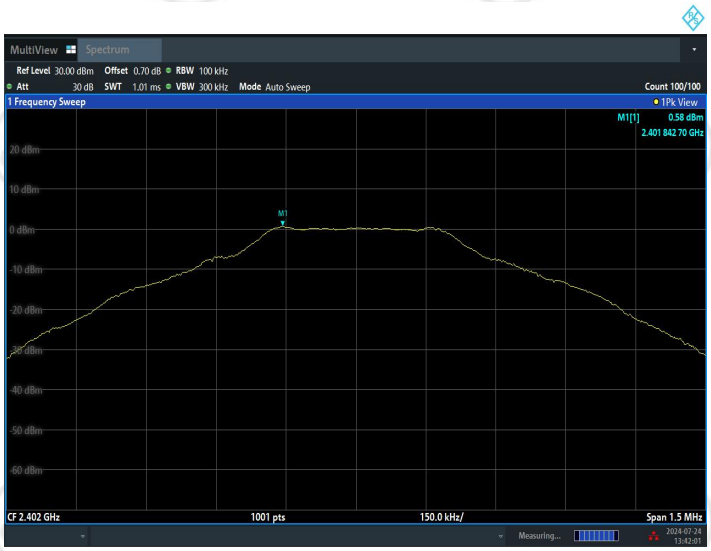

01:42:01 PM 07/24/2024

DH5_Ant1_2402_30~1000

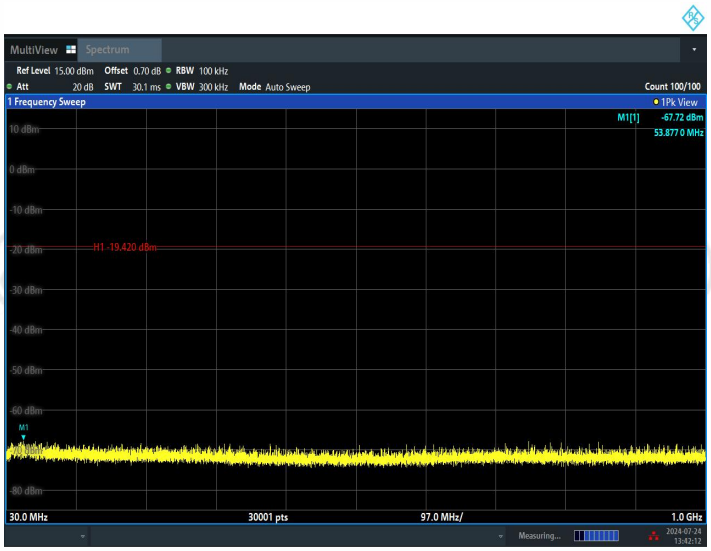

01:42:12 PM 07/24/2024

DH5_Ant1_2402_1000~26500