Appendix A

Detailed System Check Results

1. System Performance Check
System Performance Check 2450 MHz Head
System Performance Check 5250 MHz Head
System Performance Check 5750 MHz Head

Date: 2024/08/02

Test Laboratory: LCS-SAR Lab

System Check 2450 MHz

DUT: D2450V2; Type: D2450V2; Serial: 808

Communication System: UID 0, CW (0); Frequency: 2450 MHz;Duty Cycle: 1:1
Medium parameters used: f = 2450 MHz; σ = 1.765 S/m; ε_r = 39.514; ρ = 1000 kg/m^3
Phantom section: Flat Section

DASY Configuration:

- Probe: EX3DV4 - SN3805; ConvF(7.42, 7.42, 7.42); Calibrated: 2023/11/23;
- Sensor-Surface: 2mm (Mechanical Surface Detection)
- Electronics: DAE3 Sn373; Calibrated: 2024/1/3
- Phantom: ELI v5.0; Type: ELI; Serial: 2010
- DASY52 52.8.8(1222); SEMCAD X 14.6.10(7331)

Configuration/Unnamed procedure/Area Scan (4x8x1): Measurement grid: dx=12mm, dy=12mm
Maximum value of SAR (measured) = 12.9 W/kg

Configuration/Unnamed procedure/Zoom Scan (7x7x7)/Cube 0: Measurement grid: dx=5mm, dy=5mm, dz=5mm
Reference Value = 82.14 V/m; Power Drift = -0.11 dB
Peak SAR (extrapolated) = 24.7 W/kg
SAR(1 g) = 13.13 W/kg; SAR(10 g) = 5.88 W/kg
Maximum value of SAR (measured) = 10.9 W/kg

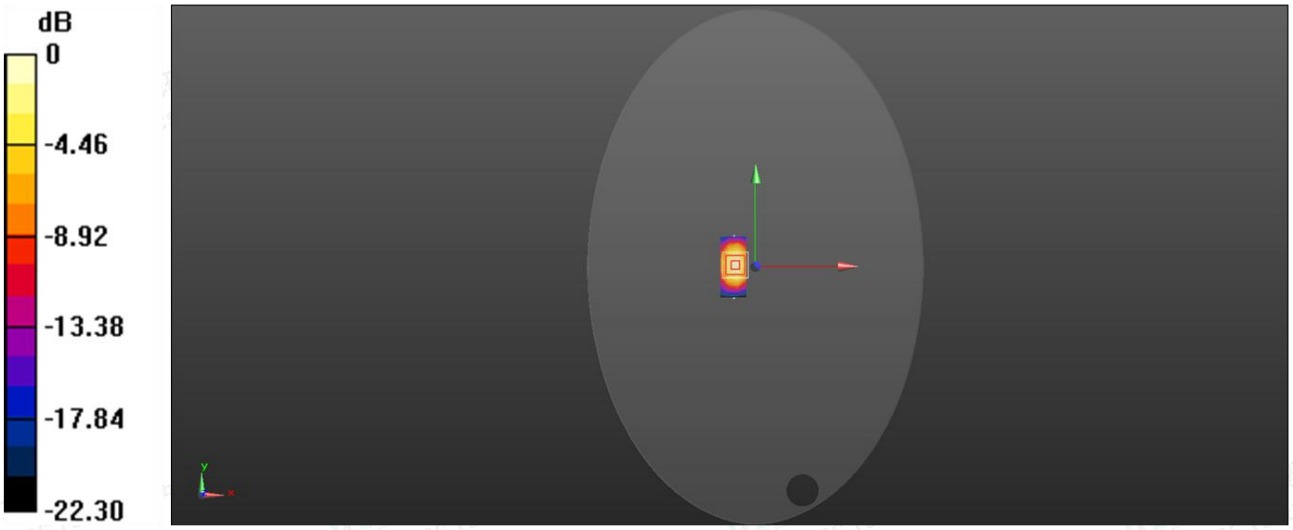

0 dB = 10.9 W/kg = 10.37 dBW/kg

Date: 2024/08/21

Test Laboratory: LCS-SAR Lab

System Check 5250 MHz

DUT: D5GHzV2; Type: D5GHzV2; Serial: 1046

Communication System: UID 0, CW (0); Frequency: 5250 MHz;Duty Cycle: 1:1
Medium parameters used: f = 5250 MHz; σ = 4.774 S/m; ε_r = 35.674; ρ = 1000 kg/m^3
Phantom section: Flat Section

DASY Configuration:

- Probe: EX3DV4 - SN3805; ConvF(5.38, 5.38, 5.38); Calibrated: 2023/11/23;
- Sensor-Surface: 2mm (Mechanical Surface Detection)
- Electronics: DAE3 Sn373; Calibrated: 2024/1/3
- Phantom: ELI v5.0; Type: ELI; Serial: 2010
- DASY52 52.8.8(1222); SEMCAD X 14.6.10(7331)

Configuration/Unnamed procedure/Area Scan (10x10x1): Measurement grid: dx=10mm, dy=10mm
Maximum value of SAR (measured) = 16.3 W/kg

Configuration/Unnamed procedure/Zoom Scan (7x7x12) /Cube 0: Measurement grid: dx=4mm, dy=4mm, dz=2mm
Reference Value = 68.21 V/m; Power Drift = 0.01 dB
Peak SAR (extrapolated) = 21.0 W/kg
SAR(1 g) = 7.82 W/kg; SAR(10 g) = 2.11 W/kg
Maximum value of SAR (measured) = 15.6 W/kg

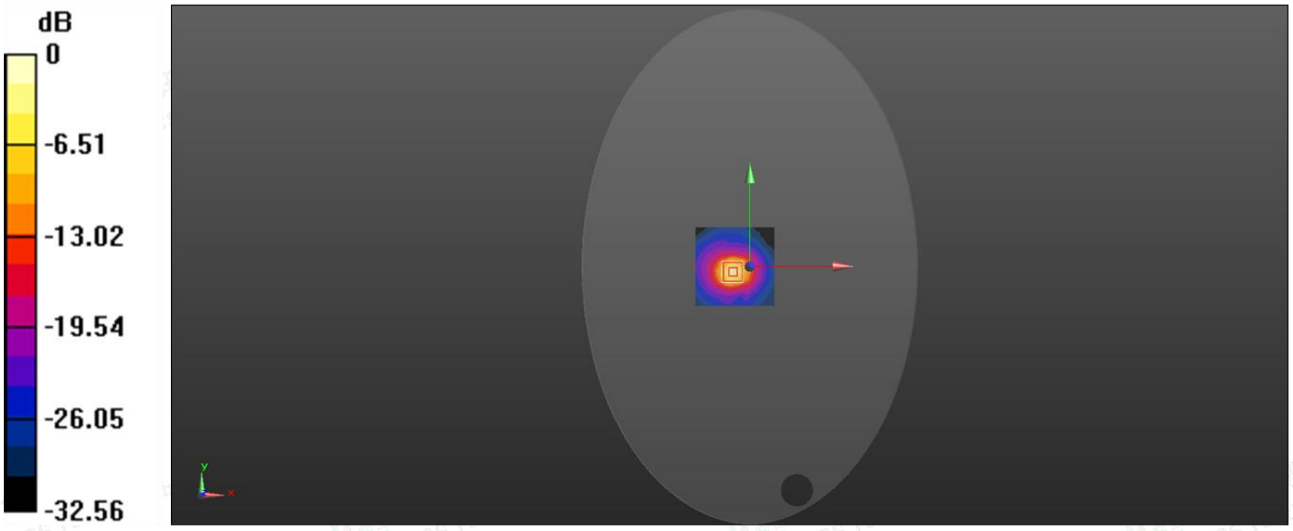

0 dB =15.6 W/kg = 11.93 dBW/kg

Date: 2024/08/21

Test Laboratory: LCS-SAR Lab

System Check 5750 MHz

DUT: D5GHzV2; Type: D5GHzV2; Serial: 1046

Communication System: UID 0, CW (0); Frequency: 5750 MHz;Duty Cycle: 1:1
Medium parameters used: f = 5750 MHz; σ = 5.222 S/m; ε_r = 35.136; ρ = 1000 kg/m^3
Phantom section: Flat Section

DASY Configuration:

- Probe: EX3DV4 - SN3805; ConvF(4.88, 4.88, 4.88); Calibrated: 2023/11/23;
- Sensor-Surface: 2mm (Mechanical Surface Detection)
- Electronics: DAE3 Sn373; Calibrated: 2024/1/3
- Phantom: ELI v5.0; Type: ELI; Serial: 2010
- DASY52 52.8.8(1222); SEMCAD X 14.6.10(7331)

Configuration/Unnamed procedure/Area Scan (5x5x1): Measurement grid: dx=10mm, dy=10mm
Maximum value of SAR (measured) = 15.2 W/kg

Configuration/Unnamed procedure/Zoom Scan (7x7x12)/Cube 0: Measurement grid: dx=4mm, dy=4mm, dz=2mm
Reference Value = 54.21 V/m; Power Drift = -0.09 dB
Peak SAR (extrapolated) = 26.3 W/kg
SAR(1 g) = 7.91 W/kg; SAR(10 g) = 2.18 W/kg
Maximum value of SAR (measured) = 14.8 W/kg

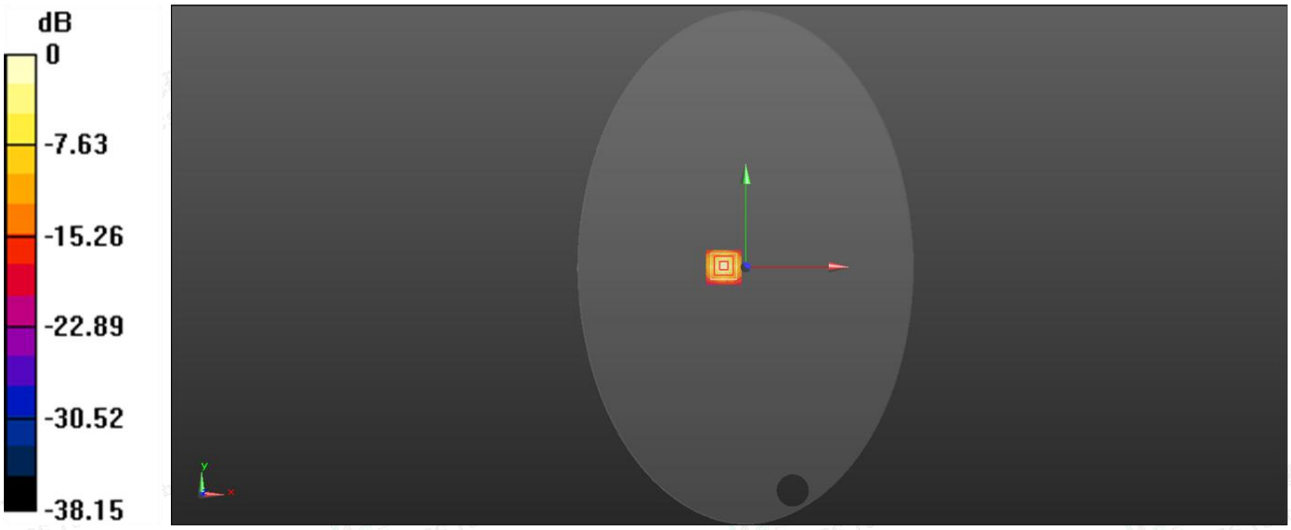

0 dB = 14.8 W/kg = 11.70 dBW/kg