LED Bluetooth Symphony Controller

Technical Parameters

Product name	Bluetooth Symphony Controller
Support system	Android 4.4 and above / iOS 11.0 and above
Connection mode	Bluetooth 4.0
Remote control	40-key

Product Description

Controller :

Remote control :

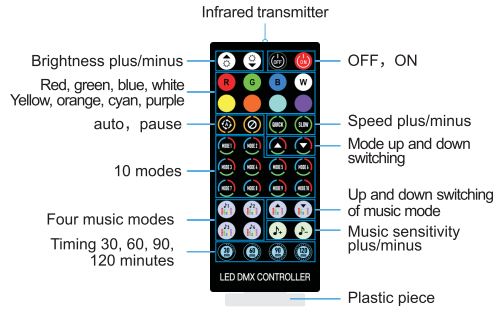

The plastic sheet isolate the battery. remove the plastic sheet when using the remote control

Download App Software

Please search LED LAMP in major Appcenters, or scan below QR code.

1. Download the "LED LAMP" APP with your mobile phones by scanning the QR code on user manual or search the "LED LAMP" APP in iPhone APP store or Google play store.
2. After the APP are downloaded successfully, you need to turn on Bluetooth function on your phone firstly, then plug in the strip light, then open the APP, your APP will pair with the strip light automatically and you can control it.

☆Android phones need to open the location function and allow permission

Unable to Connect Troubleshooting

(1) Check if the power supply of the light strip is normal.
(2) Check if the Bluetooth is turn on.
(3) Check if there are other mobile phone are connected, Bluetooth 4.0 only support connections one to many, dose not support many to many.
(4) Check APP Bluetooth setting if the phone is connected to the device, if connect, exit the APP and reopen, the APP will go to connect automatically.
(5) Normal operations and can not connect, please exit the APP and reopen.
(6) Exit APP, restart mobile phone, power on the strip light, reopen the APP, then them will connect automatically.

Instructions

LED DMX 00-XXXX (With voice control)
LED DMX 01-XXXX (No voice control)

On the homepage interface, pull down to refresh, the APP will automatically search for nearby devices. After finding the device,Click the device icon to enter the light control interface. You can also click the "⊕" button in the upper right corner,Select the device and enter the light control interface.
(Select LED DMX 00-XXXX device)

1. Setting: You can set RGB sorting, timing, shake, and change skin.

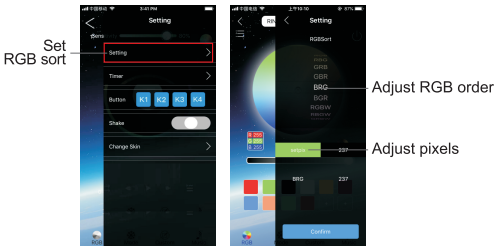

2. Color interface: The color interface has three parts: color ring, aisle and monochrome.

3. Mode interface: you can choose the mode, adjust the speed, adjust the brightness what you want;

4. In custom interface, you can add color, choose mode, adjust speed.

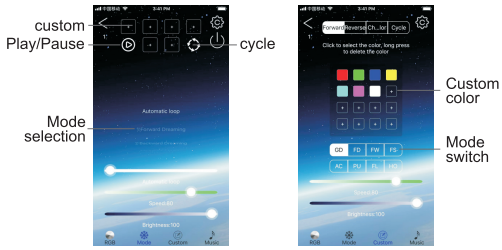

5. Music interface: It is composed of two parts: voice control and music. The voice control interface has hundreds of voice control modes to choose from. The music interface requires a mobile phone to play songs.

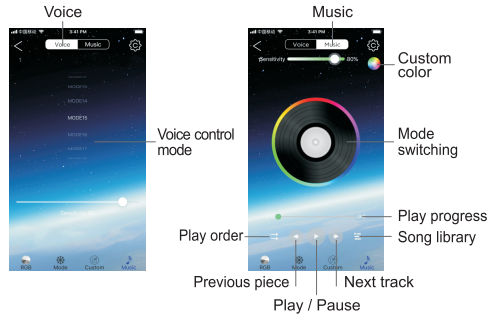

6. Timer: can set the desired time period to open the desired mode, turn off the desired Mode.

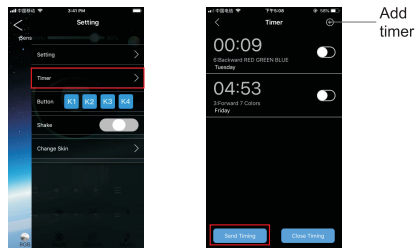

This device complies with Part 15 of the FCC Rules. Operation is subject to the following two conditions: (1) this device may not cause harmful interference, and (2) this device must accept any interference received, including interference that may cause undesired operation

NOTE: This equipment has been tested and found to comply with the limits for a Class B digital device, pursuant to Part 15 of the FCC Rules. These limits are designed to provide reasonable protection against harmful interference in a residential installation. This equipment generates, uses and can radiate radio frequency energy and, if not installed and used in accordance with the instructions, may cause harmful interference to radio communications. However, there is no guarantee that interference will not occur in a particular installation.
If this equipment does cause harmful interference to radio or television reception, which can be determined by turning the equipment off and on, the user is encouraged to try to correct the interference by one or more of the following measures:
-- Reorient or relocate the receiving antenna.
-- Increase the separation between the equipment and receiver.
-- Connect the equipment into an outlet on a circuit different from that to which the receiver is connected.
-- Consult the dealer or an experienced radio/TV technician for help.

Warning: changes or modifications not expressly approved by the party responsible for compliance could void the user's authority to operate the equipment

Radiation Exposure Statement
The devices has been evaluated to meet general RF exposure requirement,the devicecan be used in portable exposure condition without restriction.