L181 Test Report

Shenzhen Anwei Wireless Technology Co., LTD

Anwe i shu频 : Wu Xi

Mob i le phone number : 13713280126

Antenna manufacturer name: Shenzhen Anwei Wireless Technology Co., Ltd

Address: 2nd Floor, East, Building 5, Yifenghua Industrial Park, Dalang Street, Longhua District, Shenzhen

T ime: 2024.11.26

Report version summary

version	date	Content summary
V1	2024.11.26	Test data

Project development environment









安威无线一直都是您值得信赖且优秀的合作伙伴，我们为您提供全方位一站式的产品以及技术服务!

“质量第一，服务至上”是安威一直以来的发展宗旨

Ma in Antenna Test Data (Free)

Band	Channel	Total	TIS
FDD_B1	18050	16.91	
	18300	17.22	
	18550	17.44	-91.2
FDD_B2	18650	17.63	
	18900	17.47	
	19150	17.72	-91.3
FDD_B3	19250	17.64	
	19575	17.81	
	19900	17.08	-91.2
FDD_B5	20450	17.74	
	20525	17.81	
	20600	18.38	-90.6
FDD_B7	20800	18.4	
	21100	17.42	
	21400	17.62	-91.5
FDD_B8	21500	17.35	
	21625	17.73	
	21750	18.56	-90.3
FDD B18	23900	17.34	
	23925	17.08	
	23950	17.36	-90.5

Band	Channel	Total	TIS
FDD B19	24050	17.28	
	24075	17.13	
	24100	18.49	-90.4
FDD_B20	24200	17.63	
	24300	17.57	
	24400	18.05	-90.5
FDD B26	26740	17.26	
	26865	17.92	
	26990	18.01	-90.46
FDD_B28	27260	16.48	
	27360	16.45	
	27469	17.65	-90.2
	27410	16.8	
	27510	17.52	
	27600	17.22	-90.4
TDD_B34	36250	17.85	
	36275	18.05	
	36300	18.31	-90.1
TDD_B38	37850	18.66	
	38000	17.91	
	38150	17.47	-90.5

Band	Channel	Total	TIS
TDD_B39	38350	17.31	
	38450	17.14	
	38550	17.24	-91.3
TDD_B40	38750	17.09	
	39150	17.13	
	39550	17.19	-90.4
TDD_B41	40490	18.01	
	40620	17.15	
	40940	18.27	-91.3

WiFi test data (free)

Band	Channel	Total	TIS
GSM850	128	26.02	
	190	26.67	
	251	27.05	-102.6
GSM900	1	26.24	
	62	26.50	
	124	27.79	-102.15
DCS1800	512	24.31	
	698	24.12	
	885	24.01	-103.3
PCS1900	512	25.31	
	661	25.10	
	810	24.31	-102.4

Band	Channel	Total	TIS
WCDMA_B1	9612	16.34	
	9750	16.46	
	9888	16.54	-103.5
WCDMA_B2	9262	17.34	
	9400	17.76	
	9538	16.82	-103.
WCDMA_B5	4132	17.36	
	4183	17.34	
	4233	17.1	-103.3
WCDMA_B8	2712	17.05	
	2787	17.61	
	2863	17.03	-102.2

Band	Channel	Total	TIS
B_11M	1	11.04	-79.46
	6	11.21	-80.16
	11	11.01	-78.5
A_54M	36	11.46	-70.31
	64	11.05	-69.46
	165	11.23	-70.46

Directional diagram

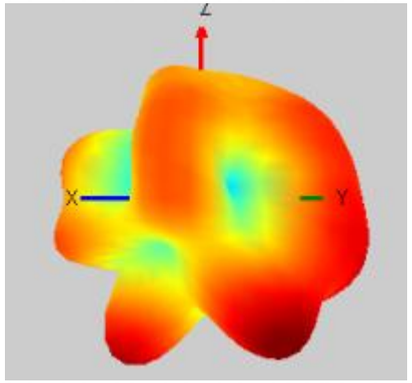

H Theta=90 Freq=820Mhz

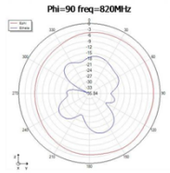

H Theta=0 Freq=820Mhz



H Theta=90 Freq=840Mhz



H Theta=0 Freq=840Mhz

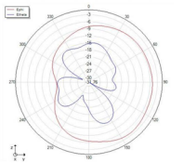

GSM850 、WCDMA B5 、FDD B5/20, B18 B19 B26

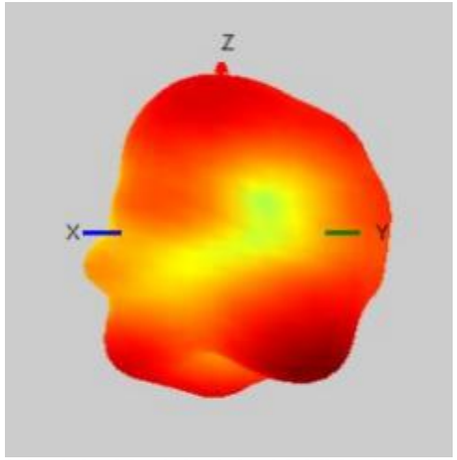

H Theta=90 Freq=780Mhz

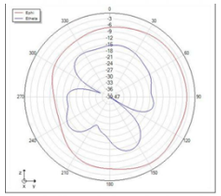

H Theta=90 Freq=700Mhz

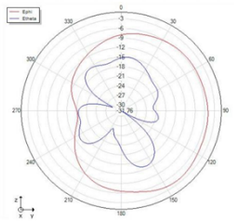

H Theta=0 Freq=780Mhz

GSM900、WCDMA B8 、FDD B8

Directional diagram

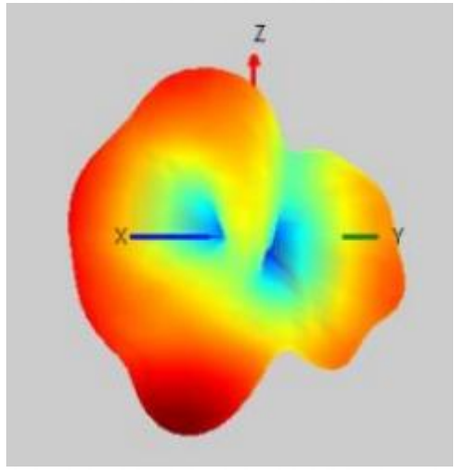

H Theta=90 Freq=668Mhz H Theta=0 Freq=668Mhz

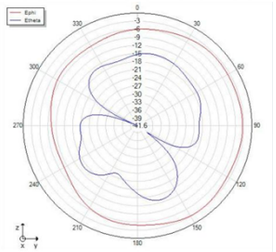

H Theta=90 Freq=693Mhz H Theta=0 Freq=693Mhz

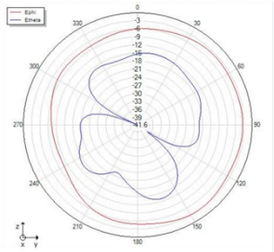

FDD B28

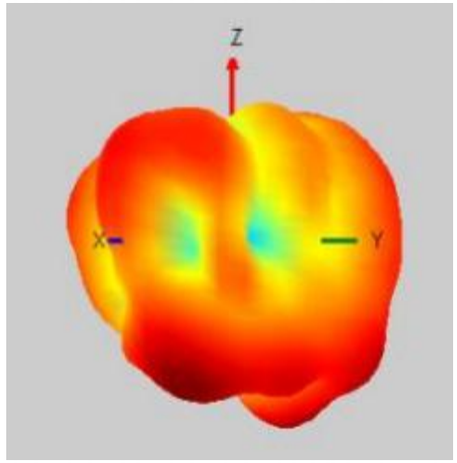

H Theta=90 Freq=1720Mhz H Theta=0 Freq=1720Mhz

Phi=90 freq=1720MHz

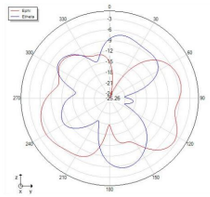

H Theta=90 Freq=2000Mhz H Theta=0 Freq=2000Mhz

Phi=90 freq=2000MHz

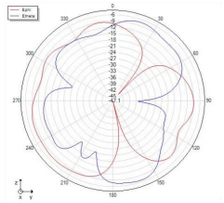

FDD B1 TDD B34 B39 WCDMA B1

Directional diagram

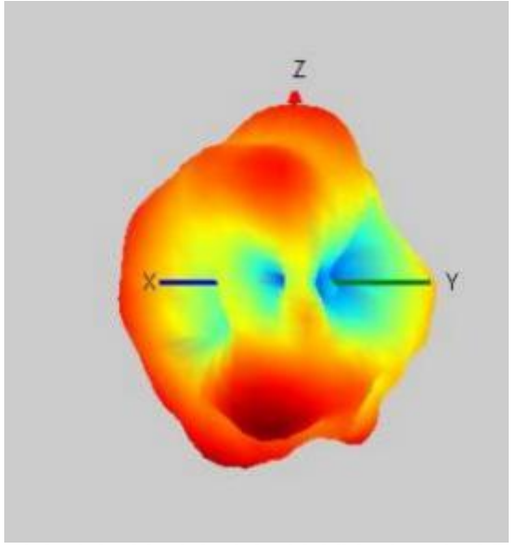

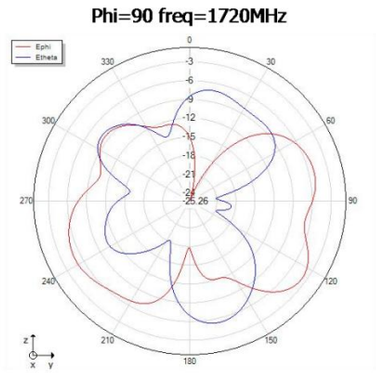

FDD B3 DCS1800

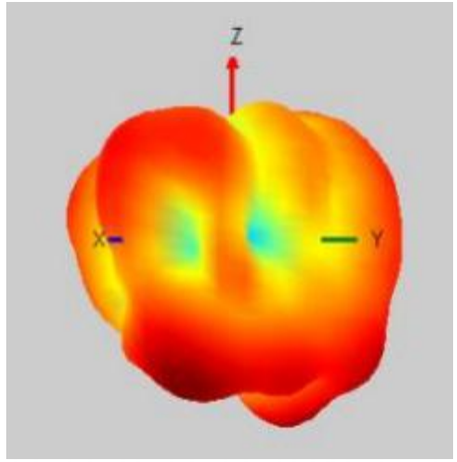

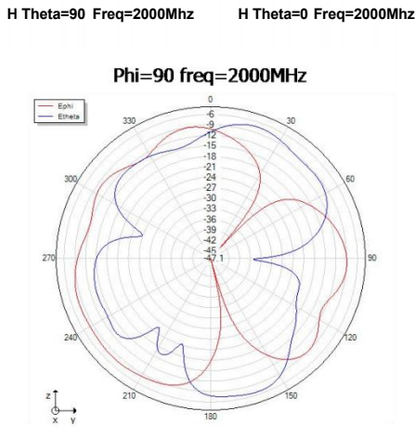

FDD B2 PCS1900 WCDMA B2

Directional diagram

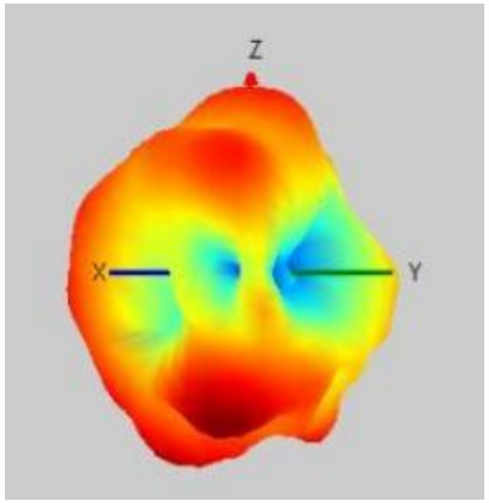

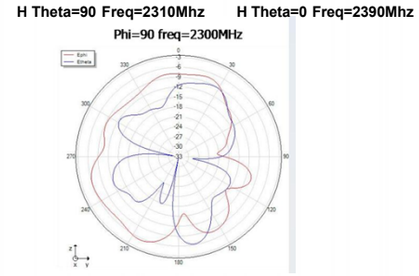

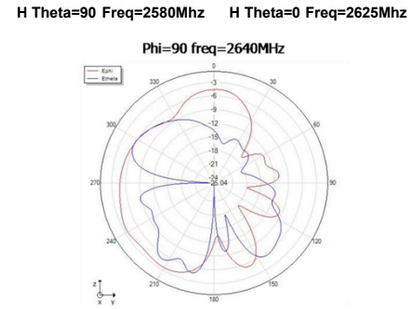

FDD B7 TDD B40 B38 B41

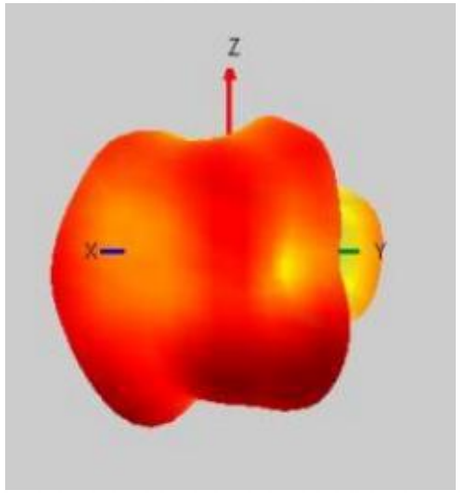

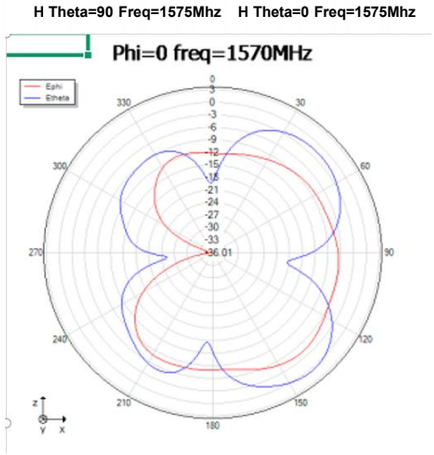

gps

Directional diagram

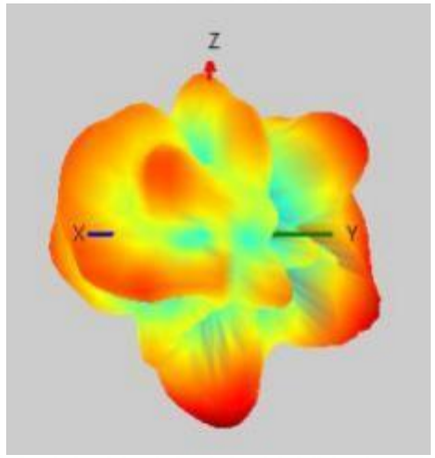

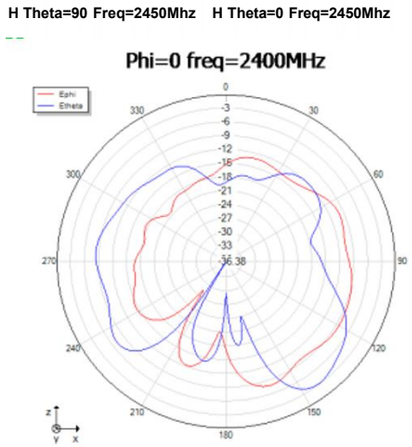

2.4GWIFI

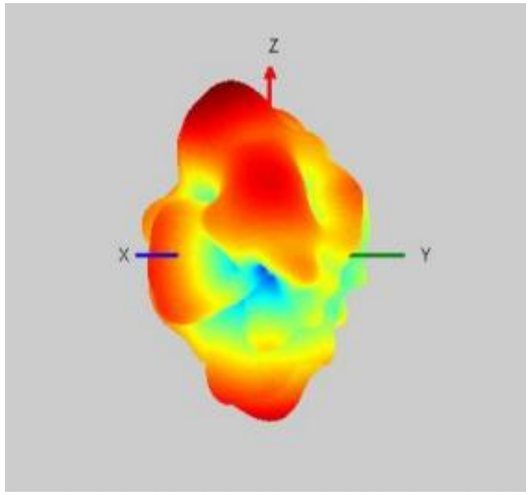

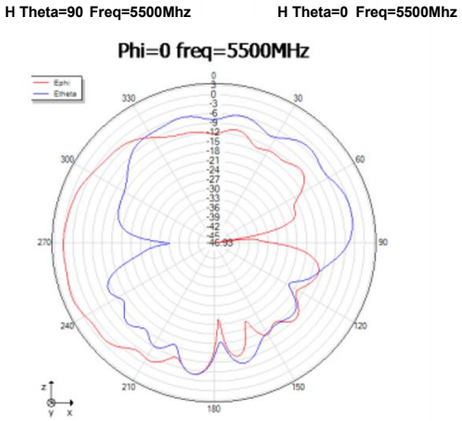

5GWIFI

Antenna gain

Band	Channel	gain(dbi)
FDD_B1	18050	
	18300	1.1
	18550	
FDD_B2	18650	
	18900	1
	19150	
FDD_B3	19250	
	19575	0.8
	19900	
FDD_B5	20450	
	20525	-0.7
	20600	
FDD_B7	20800	
	21100	1.5
	21400	
FDD_B8	21500	
	21625	-1.6
	21750	
FDD_B18	23900	
	23925	-1.1
	23950	

Band	Channel	gain(dbi)
FDD_B19	24050	
	24075	-2.7
	24100	
FDD_B20	24200	
	24300	-2.5
	24400	
FDD_B26	26740	
	26865	-2.4
	26990	
FDD_B28	27260	
	27360	
	27469	-3.1
	27410	
	27510	
	27600	
TDD_B34	36250	
	36275	1.11
	36300	
TDD_B38	37850	
	38000	1.7
	38150	

Band	Channel	gain(dbi)
TDD_B39	38350	
	38450	1.2
	38550	
TDD_B40	38750	
	39150	1.2
	39550	
TDD_B41	40490	
	40620	1.4
	40940	
WCDMA_B1	9612	
	9750	1.1
	9888	
WCDMA_B2	9262	
	9400	1
	9538	
WCDMA_B5	4132	
	4183	-0.7
	4233	
WCDMA_B8	2712	
	2787	-1.6
	2863	

Band	Channel	gain(dbi)
GSM850	128	
	190	-0.7
	251	
GSM900	1	
	62	-1.6
	124	
DCS1800	512	
	698	0.8
	885	
PCS1900	512	
	661	1
	810	

Band	Channel	gain (dbi)
B_11M	1	
	6	1.6
	11	
A_54M	36	
	64	2.3
	165	
GPS	1575.6	1.8
BT		1.6

Size drawing

RoHS REACH HF

丝印白色亮光字码

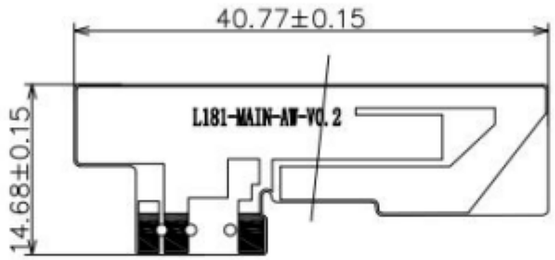

半对半材料

技术要求：

1、绿色为外形轮廓，白色填充部位为电气走线覆铜；
2、基材材质为聚酰亚胺或聚酯薄膜；
3、图示为正面，反面背胶，此FPC背胶3M300LSE(9471LE)；
4、打*为必测尺寸及重点尺寸，铜箔线路所有尺寸公差不超过±0.05，模具冲出外型尺寸公差不超过±0.1，未注尺寸以图形为准；
5、基材25μm，铜泊18μm，镀镍1.5~5.0um；镀金0.025~0.075μm；走线面除焊盘外其它区域表面亚光黑色；
6、可靠性测试：盐水喷雾试验48H\橡皮摩擦测试（100个循环）\耐醇性测试（50个循环）\恒温恒湿试验\冷热冲击试验（12个循环）\附着力测试\金手指引脚处挠折性测试；
7、出现下列问题均视为不合格：起泡分层\露铜\折皱、折痕\边缘毛边\字符不清；
8、包装应防湿、防潮、表面干净，完好无破损。

深圳市安威无线科技有限公司

第三视角			
0~10	±0.05	⌖	0.03
10~30	±0.10	○	0.03
30~50	±0.15	◎	ø0.02
50~80	±0.20	⊥	0.02
角度	±1°	▱	0.05

第1页，共1页

项目名称	L181	日期	2024-10-14
		设计	
产品名称	MAIN天线	审核	MD QYL
			RF WX
产品料号	AW006-L181-021-A0	批准	
材质	FPC	单位 mm	比例 FIT 版本 A1

Size drawing

RoHS REACH HF

丝印白色亮光字码

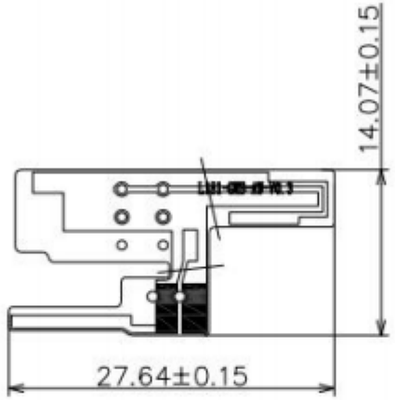

半对半材料

技术要求：

1、绿色为外形轮廓，白色填充部位为电气走线覆铜；
2、基材材质为聚酰亚胺或聚酯薄膜；
3、图示为正面，反面背胶，此FPC背胶3M300LSE(9471LE)；
4、打*为必测尺寸及重点尺寸，铜箔线路所有尺寸公差不超过±0.05，
模具冲出外型尺寸公差不超过±0.1，未注尺寸以图形为准；
5、基材25μm，铜泊18μm，镀镍1.5~5.0um；镀金0.025~0.075μm；
走线面除焊盘外其它区域表面亚光黑色；
6、可靠性测试：盐水喷雾试验48H\橡皮摩擦测试（100个循环）\耐酒性测试（50个循环）\
恒温恒湿试验\冷热冲击试验（12个循环）\附着力测试\金手指引脚处挠折性测试；
7、出现下列问题均视为不合格：起泡分层\露铜\折皱、折痕\边缘毛边\字符不清；
8、包装应防潮、防潮、表面干净，完好无破损。

第三视角			
0~10	±0.05	⌖	0.03
10~30	±0.10	○	0.03
30~50	±0.15	◎	ϕ0.02
50~80	±0.20	⊥	0.02
角度	±1°	▱	0.05

第1页，共1页

深圳市安威无线科技有限公司

项目名称	L181	日期	2024-10-14		
		设计			
产品名称	GWB天线	审核	MD	QYL	
			RF	WX	
产品料号	AW006-L181-022-A0	批准			
材质	FPC	单位	mm	比例 FIT	版本 A1

Size drawing

RoHS
REACH
H F

丝印白色亮光字码

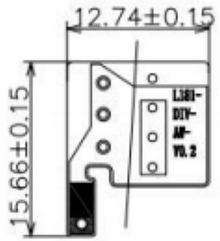

半对半材料

技术要求：

1、绿色为外形轮廓，白色填充部位为电气走线覆铜；
2、基材材质为聚酰亚胺或聚酯薄膜；
3、图示为正面，反面背胶，此FPC背胶3M300LSE(9471LE)；
4、打*为必测尺寸及重点尺寸，铜箔线路所有尺寸公差不超过±0.05，
模具冲出外型尺寸公差不超过±0.1，未注尺寸以图形为准；
5、基材25μm，铜泊18μm，镀镍1.5~5.0um；镀金0.025~0.075μm；
走线面除焊盘外其它区域表面亚光黑色；
6、可靠性测试：盐水喷雾试验48H\橡皮摩擦测试（100个循环）\耐酸性测试（50个循环）\
恒温恒湿试验\冷热冲击试验（12个循环）\附着力测试\金手指引脚处挠折性测试；
7、出现下列问题均视为不合格：起泡分层\露铜\折皱、折痕\边缘毛边\字符不清；
8、包装应防潮、防潮、表面干净，完好无破损。

第三视角			
0~10	±0.05	⊕	0.03
10~30	±0.10	○	0.03
30~50	±0.15	◎	ϕ0.02
50~80	±0.20	⊥	0.02
角度	±1°	▱	0.05

第1页，共1页

深圳市安威无线科技有限公司

项目名称	L181	日期	2024-10-14		
		设计			
产品名称	DIY天线	审核	MD	QYL	
			RF	WX	
产品料号	AW006-L181-024-A0	批准			
材质	FPC	单位	mm	比例 FIT	版本 A1

The End

此报告中所含的一切信息版权归我司所有，在未得到我司许可下，请勿散播给任何第三方