成品尺寸：85x110mm
材质：128G双铜，正反面单色印刷 ， 折页

正面

KOVE

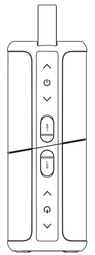

USER MANUAL

Speaker and Accessories

A. Speaker
B. 2 in 1 Type-C charging cable
C. User manual

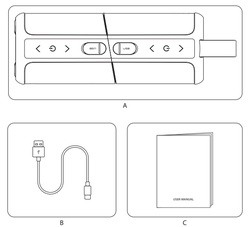

Basic Functions

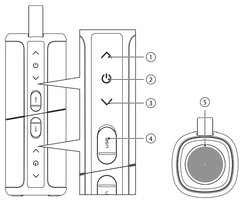

① Volume + / Next track
② BT connection / TWS connection / Multiple connection
③ Volume - / Previous track
①③ LED control (LED1 - LED2-LED3-LED4)
④ Type-C charging port
⑤ LED

Operation

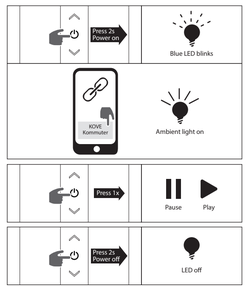

Operation

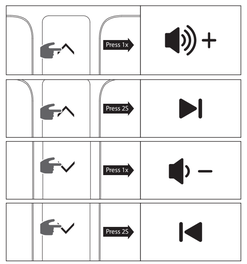

Operation

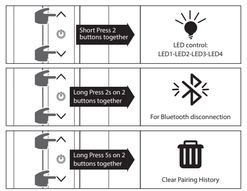

Operation

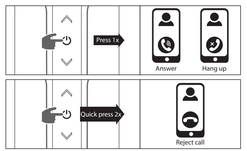

TWS Connection

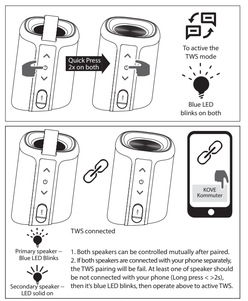

1. Both speakers can be controlled mutually after paired.
2. If both speakers are connected with your phone separately, the TWS pairing will be fail. At least one of speaker should be not connected with your phone (Long press < >2s), then it's blue LED blinks, then operate above to active TWS.

TWS Disconnection

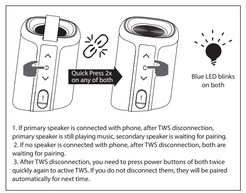

1. If primary speaker is connected with phone, after TWS disconnection, primary speaker is still playing music, secondary speaker is waiting for pairing.
2. If no speaker is connected with phone, after TWS disconnection, both are waiting for pairing.
3. After TWS disconnection, you need to press power buttons of both twice quickly again to active TWS. If you do not disconnect them, they will be paired automatically for next time.

反面

K

FCC ID: 2BKLO-KOVEKOMMUTER

MADE IN CHINA

Multiple Connection

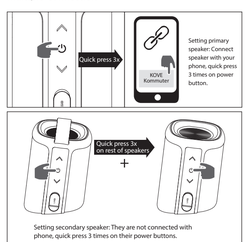

Multiple Connection

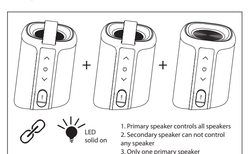

1. Primary speaker controls all speakers
2. Secondary speaker can not control any speaker
3. Only one primary speaker

Multiple Disconnection



While speakers are multiple connected, press 3 times quickly on each power button for multiple disconnection.
1. If primary speaker is connected with phone, after multiple disconnection on secondary speaker, primary speaker is still playing music, secondary speaker is waiting for pairing.
2. If primary speaker is connected with phone, after multiple disconnection on primary speaker, primary speaker is still playing music, secondary speakers are waiting for multiple connection.
You can press 3 times quickly on power button of a secondary speaker for multiple disconnection, and connect it with you phone, press 3 times quickly on power button again, it will be a new primary speaker, rest of secondary speakers will pair with it as new multiple connection without any operation.
3. After Multiple disconnection, they will be not multiple connected automatically when you power on next time. You need to press power buttons of all speakers 3 times quickly again to active Multiple connection. If you do not disconnect them, they will be paired automatically for next time.

操作指南

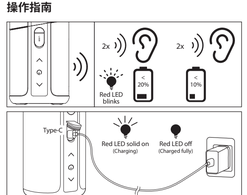

Specificatoin

Model	KOVE Kommuter
Bluetooth Version	5.4
Battery	3.7V/1500mAhx2
Playing time	6-9H (50% Volume)
Charging time	3H
Charging input	5V ⎓0.8A
Speaker unit	10W x 2
Dimension	206.5 x 78.5 x 78mm
Weight	860g±50g

Frequently Asked Questions

Q1: What kind of charger should we use for the speaker?
A: All common USB 5V chargers can be used.

Q2: What if there is noise or discontinuous sound during playing?
A: The speaker can be normally used within 10m under no obstruction environment. If it is beyond 10m or with obstruction, there might be noise or discontinuous sound.

Q3: Why does the speaker automatically shut down after being turned on without any operation?
A: When there is no Bluetooth pairing in 10 minutes, the speaker will be on standby
mode automatically to reduce power consumption.

Q4: Why can't the speaker connect to the once-paired cellphone?
A: First,remove the speaker's paired name from the cellphone's Bluetooth List and then restart pairing.

Q5: The speaker won't power on or is frozen?
A: If the speaker does not power on after pressing the power button, connect it to a charger and try again after 30 minutes.

FREQUENTLY ASKED QUESTIONS

Notes:
1. Please read this manual carefully before use and keep it properly.
2. For the first use, please fully charge the product.
3. Pleases use certified adapter that has passed national safety certificate.
4. If you do not use the product for a long time, be sure to charge it once within a month at least to maintain its performance.
5. Do not use this product in an extremely cold or hot environment, such as temperature Beyond the range of 5 ℃ -35 ℃ . If use it beyond the above range, the product may stop automatically to protect the internal circuit.
6. When charging it in a high temperature environment, the product may automatically stop charging to protect the battery.
7. Storage environment temperature:-5~35℃ RH<70%(recommended 25℃±5).

Important safety instructions:
1. Do not disassemble or repair this speaker personally, otherwise it may cause product damage or personal injury.
2. Do not use it in dusty, humid, dry, and high-temperature environment.
3. Do not place this product near a heat source, or a place with direct sunlight, a lot of dust, or mechanical vibration.
4. In order to reduce the risk of re, please do not cover this product with newspapers, tablecloths, curtains etc., during use.
5. If the product has a waterproof feature, please do not exceed the nominal parameter range when using it.
6. When the product is damaged such as the power cord or plug is damaged, liquid enters or objects fall into the device, unable to operate normally or falls, it must be repaired.
7. When the product is fully charged, do not connect it to the charger for further long time charging.
8. The maximum ambient temperature should not exceed 40°C.

*This speaker supports mobile phones/tablets/ PCs etc. Here this User Manual is illustrated base on mobile phones.

Federal Communications Commission (FCC) Statement.

This device complies with part 15 of the FCC Rules. Operation is subject to the following two conditions:
(1) This device may not cause harmful interference, and
(2) this device must accept any interference received, including interference that may cause undesired operation.

Note: This equipment has been tested and found to comply with the limits for a Class B digital device, pursuant to part 15 of the FCC Rules. These limits are designed to provide Reasonable protection against harmful interference in a residential installation. This equipment generates, uses and can radiate radio frequency energy and, if not installed and used in accordance with the instructions, may cause harmful interference to radio communications. However, there is no guarantee that interference will not occur in a particular installation. If this equipment does cause harmful interference to radio or television reception, which can be determined by turning the equipment off and on, the user is encouraged to try to correct the interference by one or more of the following measures:
• Reorient or relocate the receiving antenna.
• Increase the separation between the equipment and receiver.
• Connect the equipment into an outlet on a circuit different from that to which the receiver is connected.
• Consult the dealer or an experienced radio/TV technician for help.

Warning: Changes or modifications made to this device not expressly approved by Universal Electronics, Inc. may void the FCC authorization to operate this device.

Note: The manufacturer is not responsible for any radio or TV interference caused by unauthorized modifications to this equipment. Such modifications could void the user's authority to operate the equipment.

RF exposure statement:
This device complies with FCC RF radiation exposure limits set forth for an uncontrolled environment. The device is installed and operated without restriction.