BLUETOOTH HEADSET
USER GUIDE

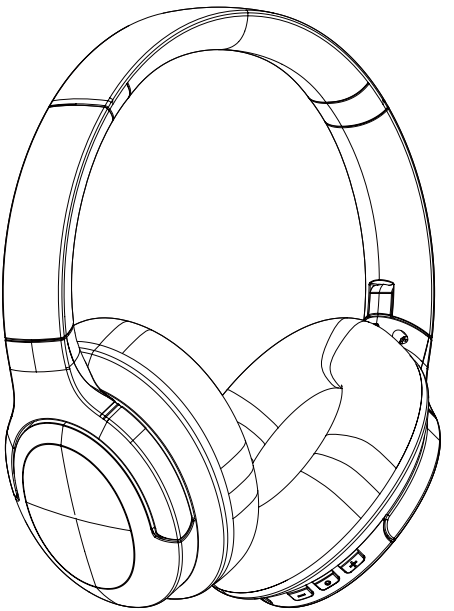

版本：V1.0

In order to ensure the best use experience, please read this guide carefully and keep it in a safe place for future reference.

Freedom in
TECHNOLOGY,
Freedom in
LIFE.

CONTENTS

重要声明 02
注意事项 03
配件清单 04
产品特性 05
按键说明 05
基本操作 06
故障排除 07
规 格 表 08
环保说明 08

IMPORTANT NOTICE

一、在使用此产品之前，请认真阅读本用户手册。当您开始使用本产品时，本公司认为您已经认真阅读了本用户手册。

二、本说明书所涵盖的内容均是以此手册编写时最新信息为准，产品如有变动，恕不另行通知。

三、本耳机的电源接口是为内置电池充电而设计的，请使用符符合国家规范的电源适配器为本机充电，请勿接入其它供电设备，否则将有可能造成无法充电或数据和硬件损坏等不可挽回的后果，对此本公司不承担任何责任。

四、请用户切勿自行维修，切勿自行拆开产品，否则我们将无法为您提供正常的售后服务。

本公司不对此文档中出现的编辑错误或疏忽负责；鉴于产品的不断改进，本公司保留修改产品规格权利，恕不另行通知；此文件中的内容可能在不通知用户的情形下进行更改；本文件内部使用的产品界面、图片等仅供为客户提供使用说明参考，可能存在与实际产品的细微差异，请以实际产品为准。未经本公司事先书面许可，不得为任何目的、以任何方式复制、翻版或传播此说明书的任何内容；请妥善保管本手册，以备日后查阅。

MATTERS NEED ATTENTION

This product is a precision electronic product. You need to pay special attention in use:

1, Please stay away from the electromagnetic environment, stay away from harsh environments such as excessive humidity, smoke and dust.
2, Please do not separate or transform this products.
3, Do not use any corrosive or wear-abrasion cleaner to clean the product.
4 , The device should not be immersed in the water.
5, Please do not squeeze the product.
6 , Please do not put the product under the direct sunshine or be placed in the fire grill environment, please stay away from the high temperature and low temperature environment.
7 , Please do not shake or hit the product vigorously.
8, It is recommended to lower the volume before using the product, and gradually increase the volume after listening to it, until it is suitable. In order to protect hearing, please do not adjust the volume too high (doctors point out that long -term use of large volume listening will damage the listening of the user). When there is tinnitus, please adjust the bass volume or stop using it.
9, Make sure that this product is placed safely, avoid accidents and falls from children's touch.
10, Due to the unstable computer USB output voltage, long -term charging may cause the fuselage to heat. It is recommended to use a regular charger to charge.
11, Please do not dismantle this machine without authorization, otherwise you will lose the right to warranty. If you have any questions, please contact the seller.
12, The changes in the performance and function of the product will not be notified separately. If it is found that the instructions do not match the real thing, please refer to the real thing.

13 ,When driving, cycling, operating machines, or engaging in the work that need to pay attention to external sounds, please do not use headphones.
14, Charging attention:
A, This product built-in a polymer lithium battery, It is rechargeable. It must be more than 2 hours charging in the first few times, and each time must run out the battery before charging again,this way it can extend the battery using life.
B, it is recommended to continue charging half hour after full charging to ensure a longer playback time.
C, lithium batteries must be replaced by customer service staff, and users cannot replace them by themselves (Note: If the battery is replaced inappropriately, there will be a risk of explosion, and can only be replaced with the same type or equivalent type of battery).In order to protect the environment, please leave the abandoned battery and give it to the professional recycling institution.
D,the life of the battery may vary with different use conditions and production time.
E, please handle the recycling battery according to local policy, please do not treat the battery as a domestic garbage or throw it into the fire to avoid explosion.
15. Charging: This product can charge by using a 5V1000mA or more adapter that meets the national standard. This product can be charged all the time as long as you connect the product to the adapter. During the charging process, the product has certain heating is a normal phenomenon.
16. If long time don't use this product,please charge product every 3 months to ensure the performance of the battery.
17. This product may be different from the content of the actual use and the content of the instructions due to the update of the software. Please refer to the purchased products. The operating guide is for reference only.

PARTS LIST

耳机	1 只
USB 充电线	1 条
AUX 音频线	1 条
使用指南	1 本
合格证	1 张

* 产品配件以包装内实物为准。

PRODUCT FEATURES

1. Active noise reduction (ANC)+environmental noise reduction (ENC) headset.
2. Use professional Bluetooth chip, Bluetooth 5.3 version.
3. Use a 40mm high-quality dynamic speaker, high-quality sound performance.
4. Low-power design, continuous use can up to15h.
5. Support Bluetooth SBC and AAC encoding.
6, Ergonomics and lightweight design, provide the most comfortable wearing experience.
7. Product with 3.5mm interface, can be switched to wired headphones.
8. High -sensitivity design is easier to promote and adapt to various playback equipment.
9. Type c interface, charging is more stable and reliable.

KEY DESCRIPTION

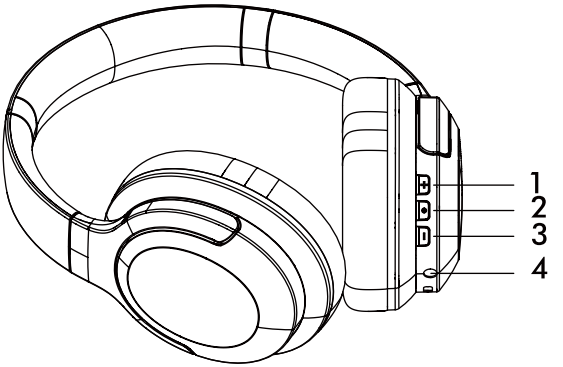

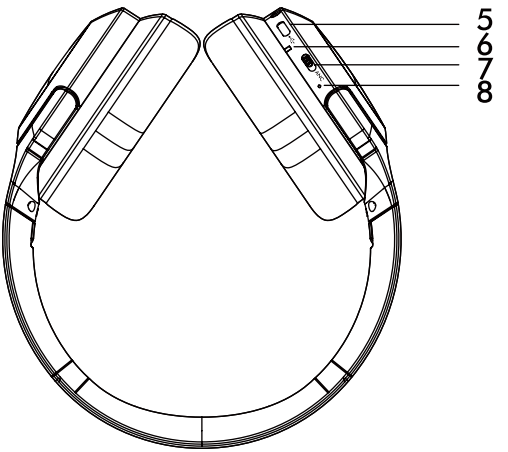

NO.	Description	NO.	Description
1	Volume +/Next	2	Power (play/pause)
3	Volume -/PREV	4	3.5mm audio jack
5	Type C Port	6	Bluetooth indicator
7	ANC	8	Mic

OPERATING

Turn on/off:

Turn on: press the power button 2 seconds, the blue light will bright for 2 seconds and accompanied by the prompt sound "Power on".
Turn off: Long press the power button around 5 seconds, the red light flashs 3 times and is accompanied by the prompt sound "Power OFF '.

Pair:

The first time pairing:
After turning on, the blue light of the headphone will automatically enter the waiting state after 2 seconds, and the red and blue lights flickered at this time. Then turn on the mobile phone Bluetooth and search for the Bluetooth device, and select the BT list at the pairing list: BH919 can be connected. After the successful connection, the system will prompt "Connected".

Automatically reconnect:
If you have connected this Bluetooth headset and use it again, the headset can automatically connect with your phone after turning on. You don't need to reconnect the connection.

Call:

Answering a call: When income calling enters, press the power button to answer the phone.
Hanging up: Short press the power button to hang up the phone.
The last call redial: Press the power button twice quickly to dial the last call.
Volume control: In the state of music playback or call, click the "+" key to increase the volume, and click the "-" key to reduce the volume.

Up and down song: In the state of music playback, long press the "+" key to next song, and press the "-" key to the previous song.
Play/pause: Music playback status, click the power button to play/pause music.
Turn on/off ANC: Just Turn on and off the ANC button.

Charging:

1. Charging through the adapter: The adapter (non-standard) can be connected to the power supply before charging, and then connect USB cable with headphone to start charging. It can be fully charged in about 2 hours in normal state. (Please use a 5V/1000mAh power adapter that meets national standards)
2. Charging through the computer USB: Due to the unstable computer USB output voltage, please use the computer to charge with caution.
3. If long time no use headphone, please charge it every two months.
4. The red light is lighting up all the time during charging, and the blue light is lighting up when the power is full.

Wired headset function:

Whether the headphone has power or no, insert a 3.5mm audio cable can be used as a wired headset. At this time, you are not able to use Bluetooth and ANC function(inserting the audio cable headphone will shut down automatically). Meanwhile, you will only be able to adjust the volume through your mobile phone or other devices, and Microphone of headphone can only be used in Bluetooth mode.

TROUBLESHOOTING

1,Unable to enter the pairing state, the mobile phone cannot find the headset: Please check whether the headset has been successfully paired with other mobile phones. After the headset is turned on, the mobile phone that is successfully connected to the last connection will not be automatically entered.

2.When inserting 3.5mm audio cable to use headphone as a wired headphone, the product's Bluetooth, ANC, volume adjustment, and MIC will be unavailable.

3.Not able to turn on the headphone: Please check whether the headphone has power, you can charge the headphone for half an hour before turning on it.

4. Freezing or disconnect when playing music or making call: Please check whether the distance between the headset and the mobile phone exceeds 10m or there are other interference sources or relatively large objects around the headset.

SPECIFICATION

Model NO.	BH919
Pairing name	BH919
Product NW	220g
BT version	Bluetooth V5.3
Charing time	2hours
Call time	15h
Standby time	> 180 days

BLUETOOTH HEADSET

Battery	300mAh/3.7Vlithium polymer battery
input	5V/1000mA
Suport	HSP/HFP/A2DP/AVRCP
Audio decoding	SBC、AAC
Distance	10 m/ Class 2
Speaker	2x Φ40mm, 32 Q±10%
Sensitivity	123±3dB S.P.L.at lKHz
Nosie reduction	Active Noise canceling
Use temperature	-10 to 40 degrees Celsius

PASS
合 格 证
检验员：已检1
本产品检定合格准予出厂

*The audio indicators shown in this table are for reference only. Because the small differences of product electronic components will guide the audio parameters, there are slight differences. Please refer to the physical object.
*The data in the table is the test data of Techcool Labs for reference. Please refer to the actual product.

ENVIRONMENTAL DESCRIPTION

Name and content of harmful substances in the product

	有害物质					
部件名称	[Pb]	[Hg]	[Cd]	[Cr(VI)]	[PBB]	[PBDE]
PCBA	X	O	O	O	O	O
Shell	O	O	O	O	O	O
Cable	O	O	O	O	O	O
Battery	O	O	O	O	O	O
Package	O	O	O	O	O	O
Accessory	O	O	O	O	O	O

This form is prepared according to SJ/T11364-2014 standard.
O means that the content of the harmful substance in all the average materials of the component is below the limited requirements specified in the GB/T26572-2011.
X means that the content of at least the harmful substance in

the average material of the part exceeds the limited requirements specified in the GB/ T26572-2011.
Note: 90% of the components of this product are made of non - toxic and harmless environmental protection materials. Components containing toxic and harmful substances or elements are unable to achieve the replacement of toxic and harmful substances or elements due to global development level restrictions.

FCC Statement

This device complies with Part 15 of the FCC Rules. Operation is subject to the following two conditions: (1) this device may not cause harmful interference, and (2) this device must accept any interference received, including interference that may cause undesired operation.

Changes or modifications to this unit not expressly approved by the party responsible for compliance could void the user's authority to operate the equipment.

NOTE: This equipment has been tested and found to comply with the limits for a Class B digital device, pursuant to Part 15 of the FCC Rules. These limits are designed to provide reasonable protection against harmful interference in a residential installation. This equipment generates uses and can radiate radio frequency energy and, if not installed and used in accordance with the instructions, may cause harmful interference to radio communications. However, there is no guarantee that interference will not occur in a particular installation. If this equipment does cause harmful interference to radio or television reception, which can be determined by turning the equipment off and on, the user is encouraged to try to correct the interference by one or more of the following measures:

-- Reorient or relocate the receiving antenna.
-- Increase the separation between the equipment and receiver.
-- Connect the equipment into an outlet on a circuit different from that to which the receiver is connected.
-- Consult the dealer or an experienced radio/TV technician for help.

This device and its antenna(s) must not be co-located or operation in conjunction with any other antenna or transmitter.

Radiation Exposure Statement

The device has been evaluated to meet general RF exposure requirement in portable exposure condition without restriction.