6. Band edge measurements

6.1.Test Result

TestMode	Antenna	ChName	Channel	Result[dBm]	Limit[dBm]	Verdict
11A	Ant1	Low	5180	-36.13	≤-27	PASS
		High	5240	-36.4	≤-27	PASS
11N20SISO	Ant1	Low	5180	-36.48	≤-27	PASS
		High	5240	-35.91	≤-27	PASS
11N40SISO	Ant1	Low	5190	-36.51	≤-27	PASS
		High	5230	-35.96	≤-27	PASS
11AC20SISO	Ant1	Low	5180	-36.78	≤-27	PASS
		High	5240	-35.6	≤-27	PASS
11AC40SISO	Ant1	Low	5190	-36.63	≤-27	PASS
		High	5230	-36.58	≤-27	PASS
11AC80SISO	Ant1	Low	5210	-36.45	≤-27	PASS
		High	5210	-36.51	≤-27	PASS

TestMode	Antenna	ChName	Channel	FreqRange [MHz]	Result [dBm]	Limit [dBm]	Verdict
11A	Ant1	Low	5745	5650~5700	-35.81	≤5.19	PASS
				5700~5720	-35.54	≤13.41	PASS
				5720~5725	-36.34	≤20.54	PASS
				5760~5650	-36.99	≤-27	PASS
		High	5825	5850~5855	-36.7	≤15.80	PASS
				5855~5875	-34.83	≤11.53	PASS
				5875~5925	-34.96	≤-13.73	PASS
				5925~5935	-34.7	≤-27	PASS
11N20SISO	Ant1	Low	5745	5650~5700	-36.13	≤5.44	PASS
				5700~5720	-35.93	≤11.17	PASS
				5720~5725	-36.4	≤22.82	PASS
				5760~5650	-36.77	≤-27	PASS
		High	5825	5850~5855	-35.72	≤26.95	PASS
				5855~5875	-35.68	≤11.64	PASS
				5875~5925	-35.02	≤8.57	PASS
				5925~5935	-34.37	≤-27	PASS
11N40SISO	Ant1	Low	5755	5650~5700	-36.38	≤5.06	PASS
				5700~5720	-34.18	≤15.58	PASS
				5720~5725	-34.2	≤15.90	PASS
				5780~5650	-37.03	≤-27	PASS
		High	5795	5850~5855	-36.43	≤19.12	PASS
				5855~5875	-34.04	≤14.39	PASS
				5875~5925	-34.64	≤-26.66	PASS
				5925~5935	-36.84	≤-27	PASS

11AC20SISO	Ant1	Low	5745	5650~5700	-35.82	≤8.40	PASS
				5700~5720	-35.79	≤13.08	PASS
				5720~5725	-36.29	≤15.98	PASS
				5760~5650	-37.4	≤-27	PASS
		High	5825	5850~5855	-36.43	≤26.06	PASS
				5855~5875	-35.65	≤14.76	PASS
				5875~5925	-35.23	≤-3.45	PASS
				5925~5935	-36.07	≤-27	PASS
11AC40SISO	Ant1	Low	5755	5650~5700	-35.77	≤0.14	PASS
				5700~5720	-36.28	≤10.54	PASS
				5720~5725	-35.7	≤23.48	PASS
				5780~5650	-36.79	≤-27	PASS
		High	5795	5850~5855	-35.83	≤15.85	PASS
				5855~5875	-33.16	≤13.59	PASS
				5875~5925	-34.99	≤-25.42	PASS
				5925~5935	-36.88	≤-27	PASS
11AC80SISO	Ant1	Low	5775	5650~5700	-36.29	≤-25.55	PASS
				5700~5720	-35.85	≤11.27	PASS
				5720~5725	-35.72	≤24.88	PASS
				5800~5650	-37.43	≤-27	PASS
		High	5775	5850~5855	-36.67	≤22.34	PASS
				5855~5875	-35.18	≤14.31	PASS
				5875~5925	-35.15	≤3.51	PASS
				5925~5935	-36.44	≤-27	PASS

6.2.Test Graphs

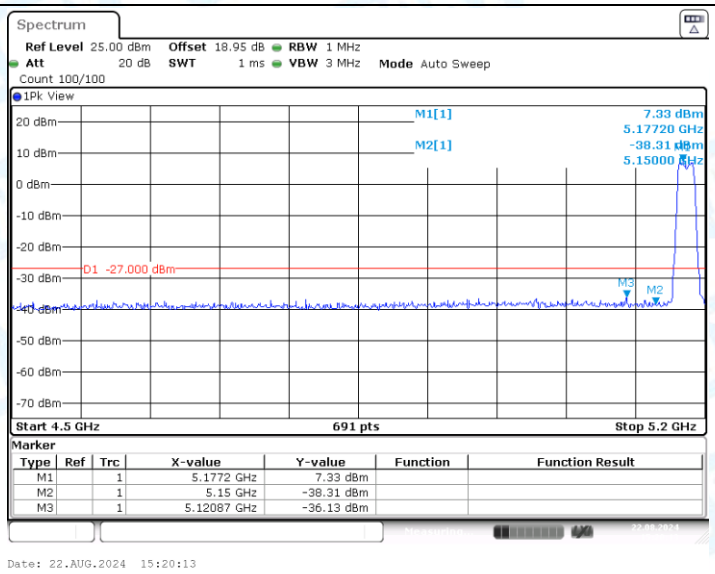

11A_Ant1_Low_5180

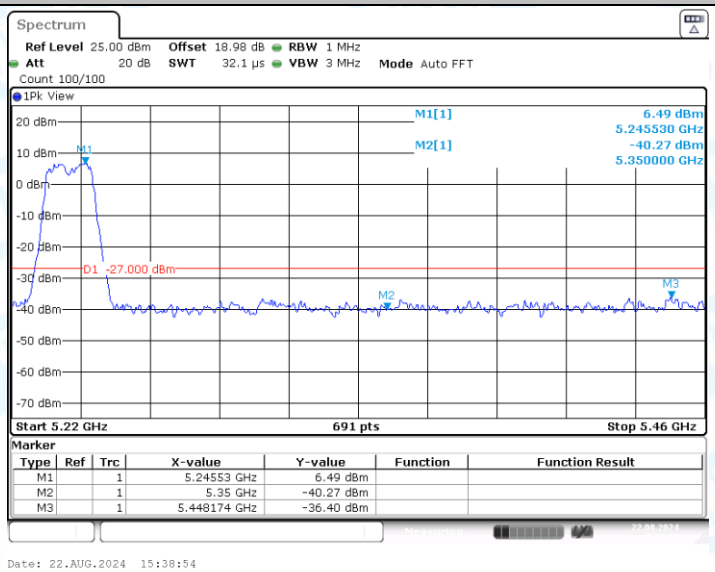

11A_Ant1_High_5240

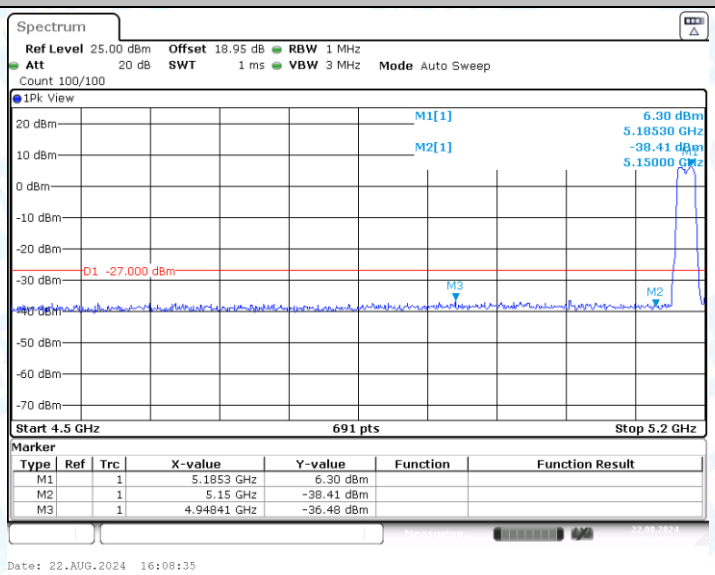

11N20SISO_Ant1_Low_5180

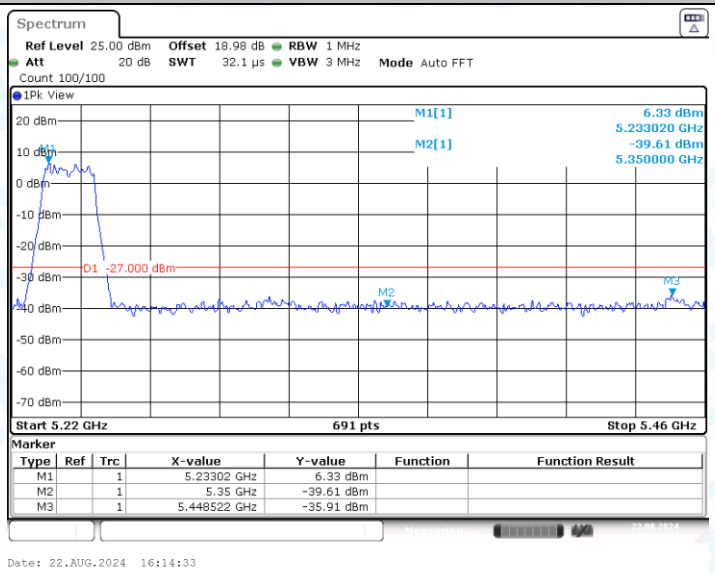

11N20SISO_Ant1_High_5240

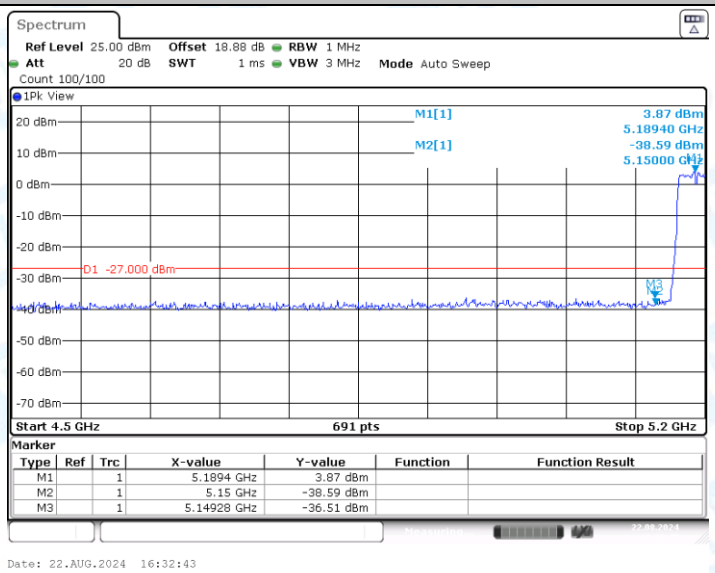

11N40SISO_Ant1_Low_5190

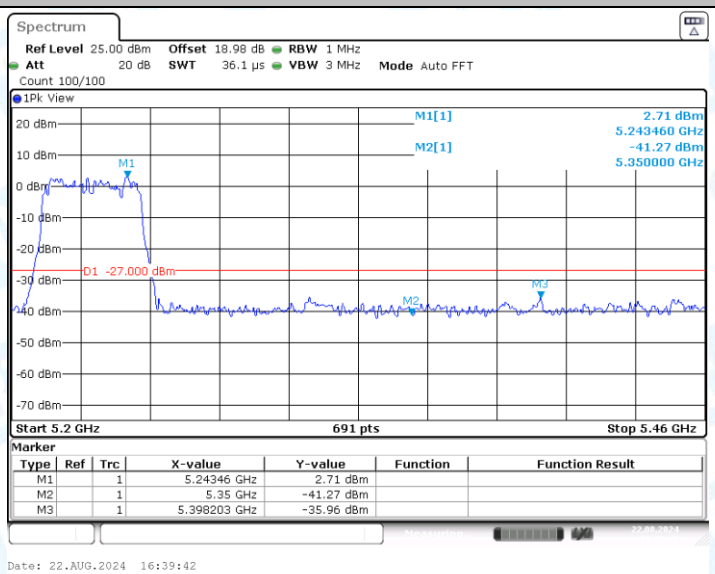

11N40SISO_Ant1_High_5230

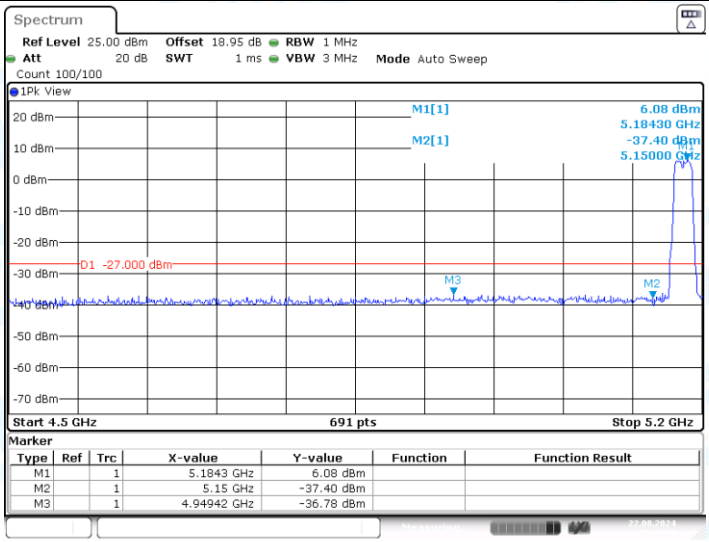

11AC20SISO_Ant1_Low_5180

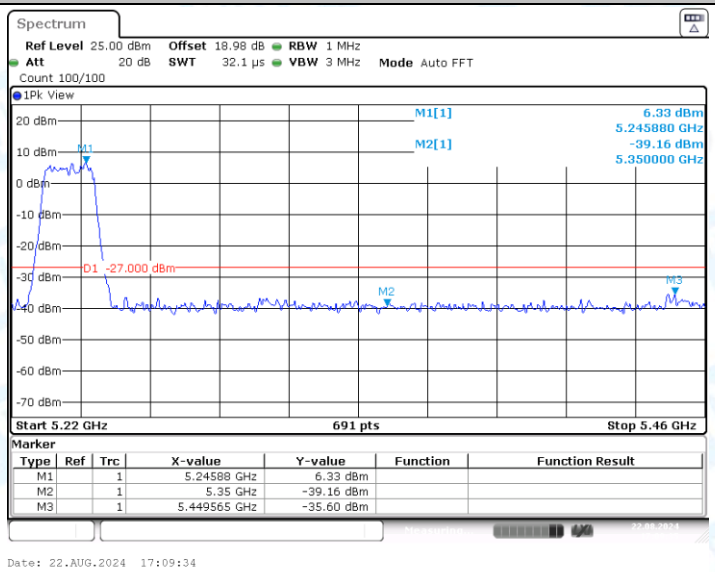

11AC20SISO_Ant1_High_5240

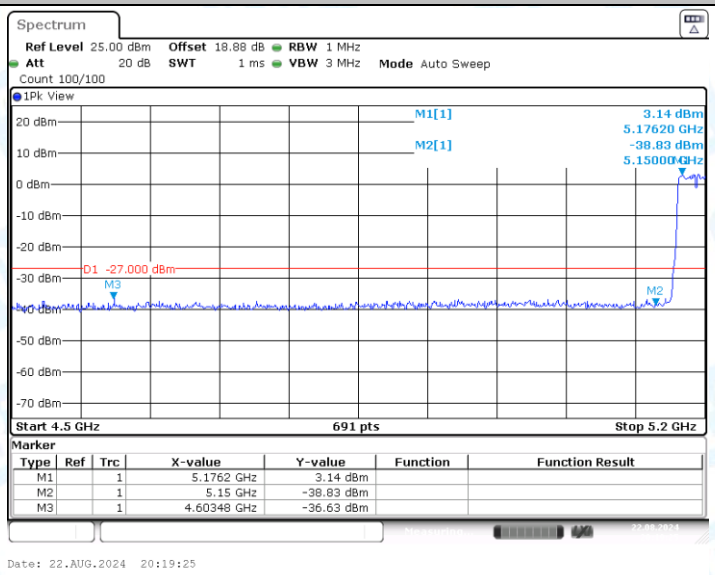

11AC40SISO_Ant1_Low_5190

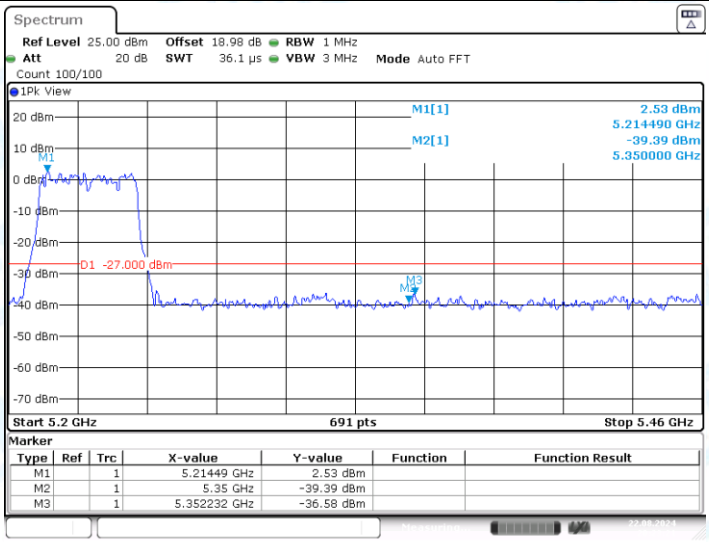

11AC40SISO_Ant1_High_5230

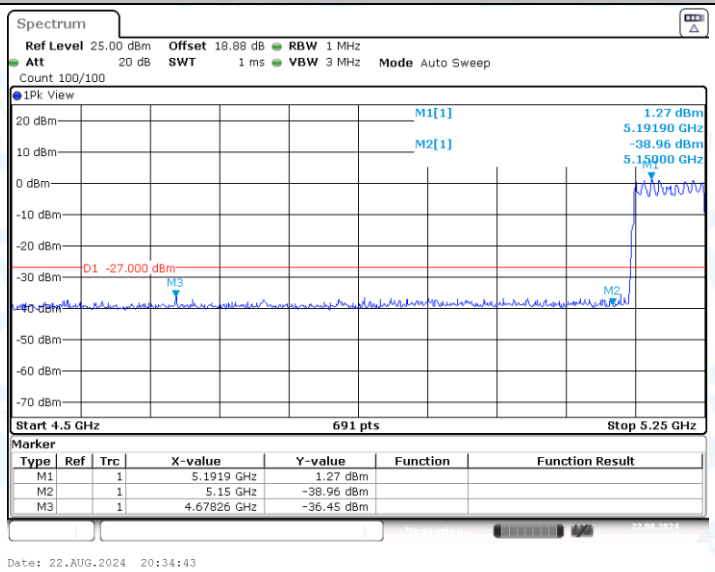

11AC80SISO_Ant1_Low_5210

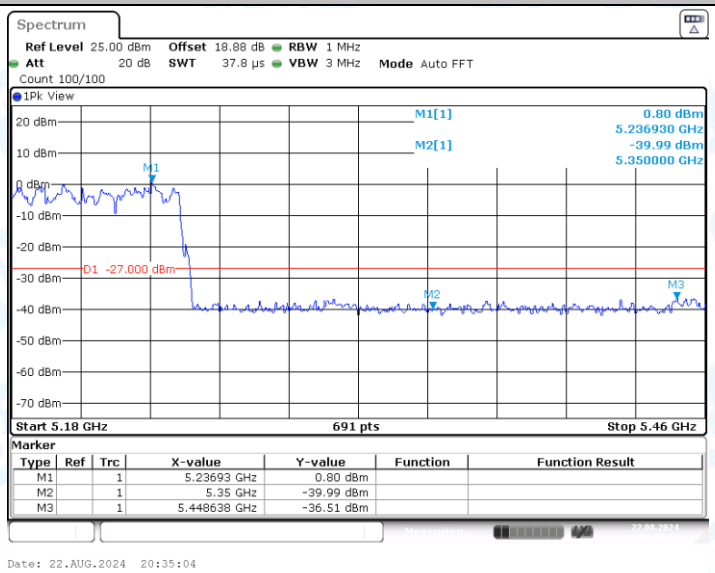

11AC80SISO_Ant1_High_5210

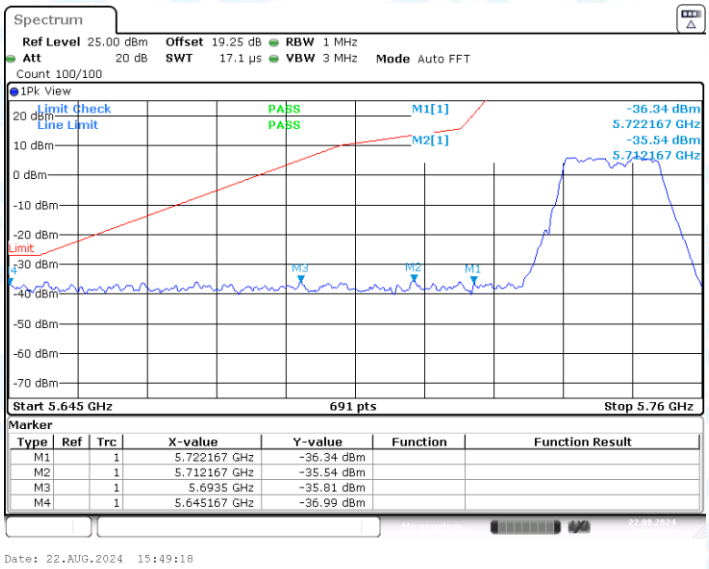

11A_Ant1_Low_5745

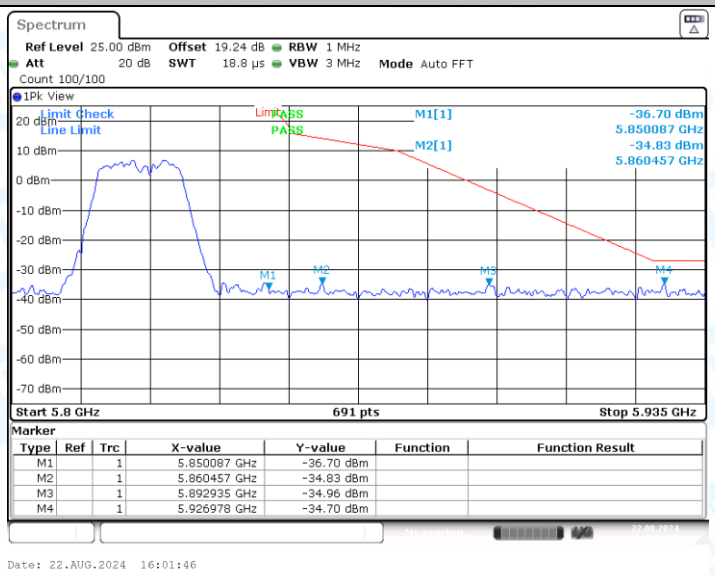

11A_Ant1_High_5825

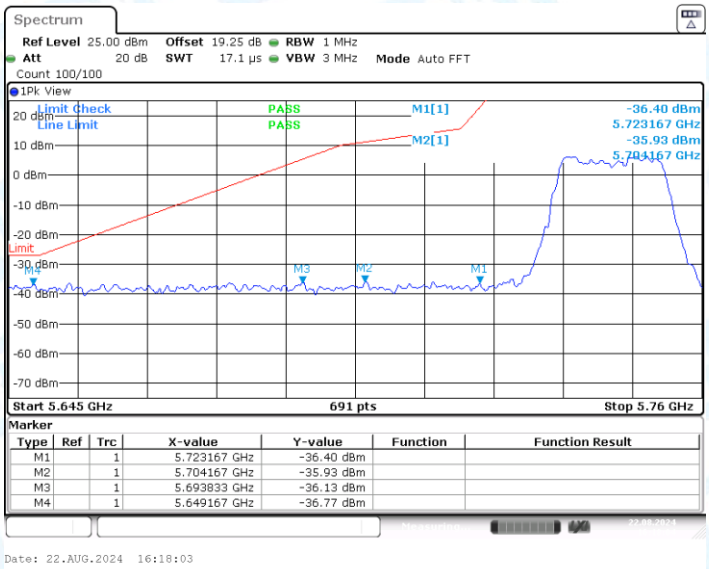

11N20SISO_Ant1_Low_5745

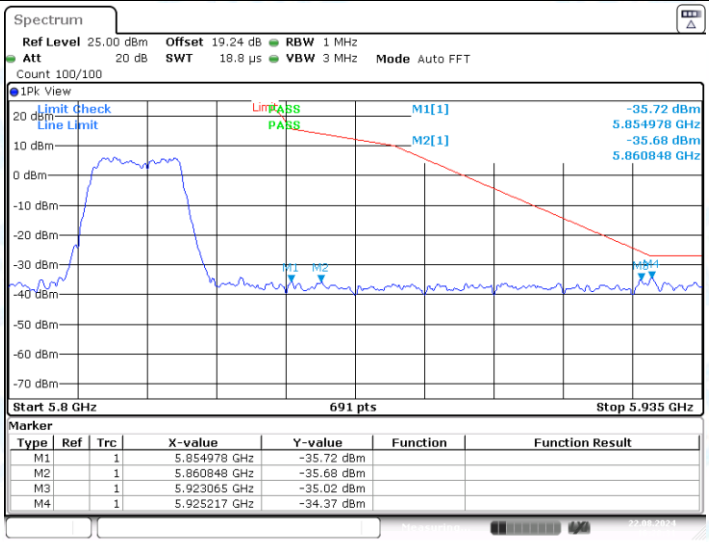

11N20SISO_Ant1_High_5825

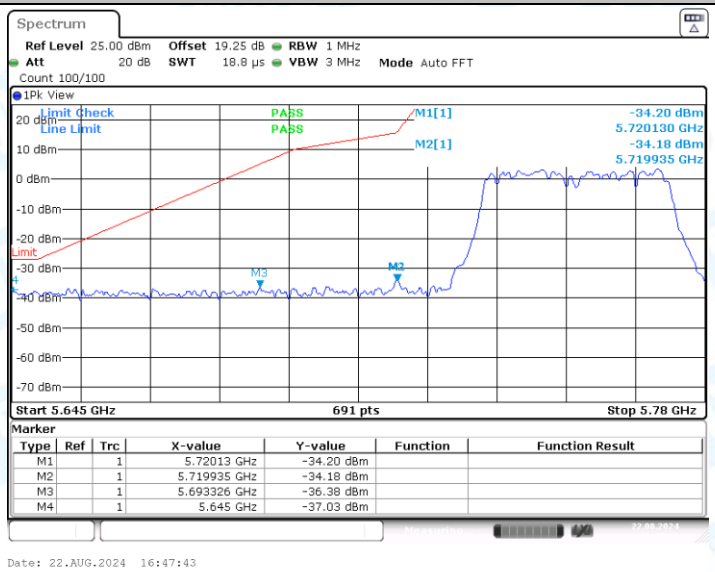

11N40SISO_Ant1_Low_5755

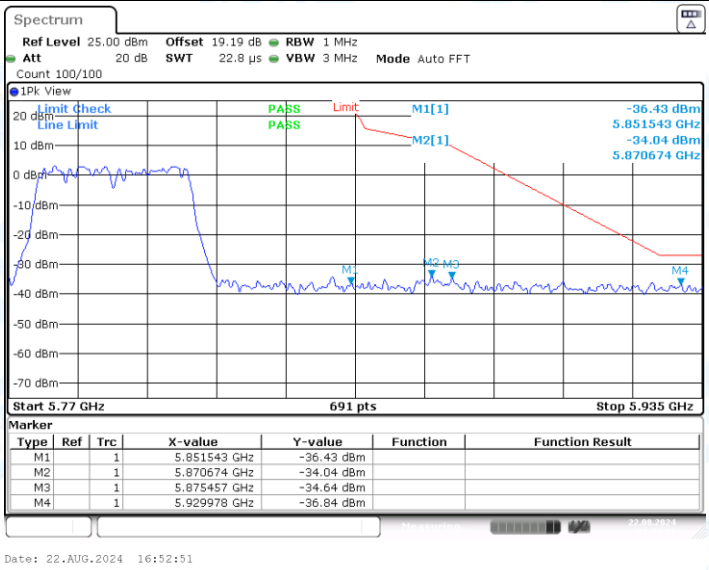

11N40SISO_Ant1_High_5795

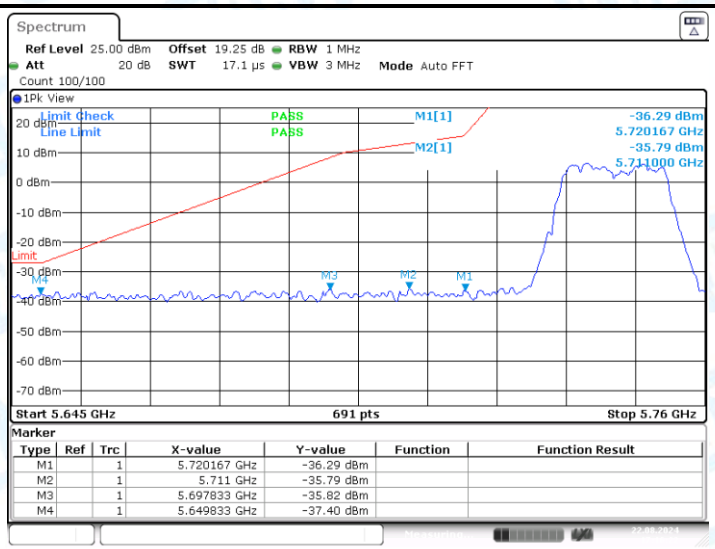

11AC20SISO_Ant1_Low_5745

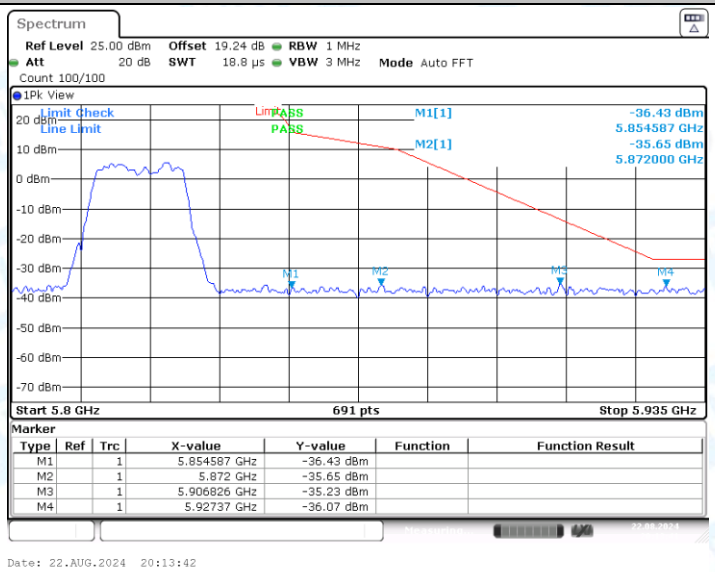

11AC20SISO_Ant1_High_5825

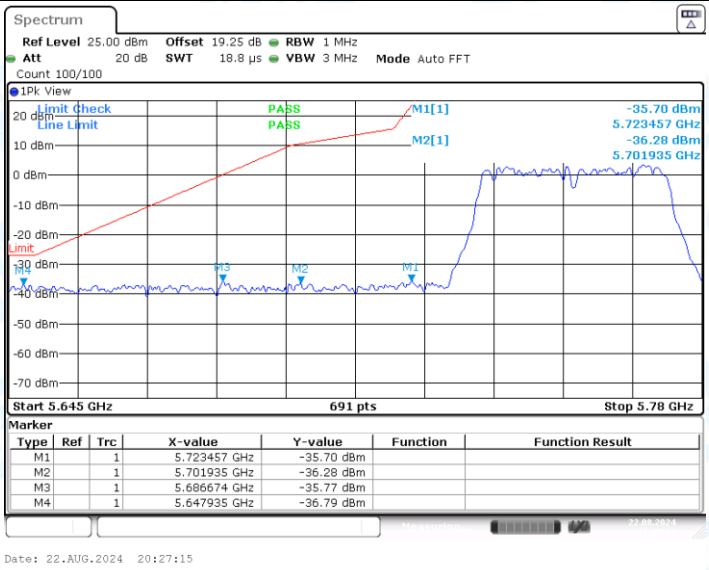

11AC40SISO_Ant1_Low_5755

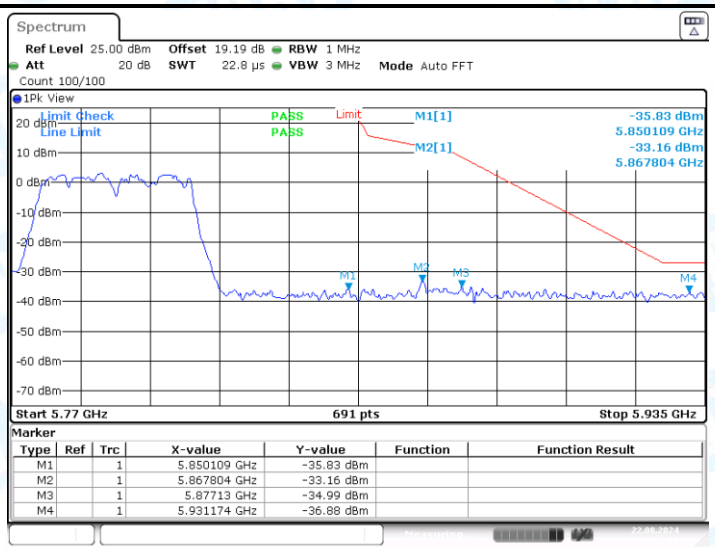

11AC40SISO_Ant1_High_5795

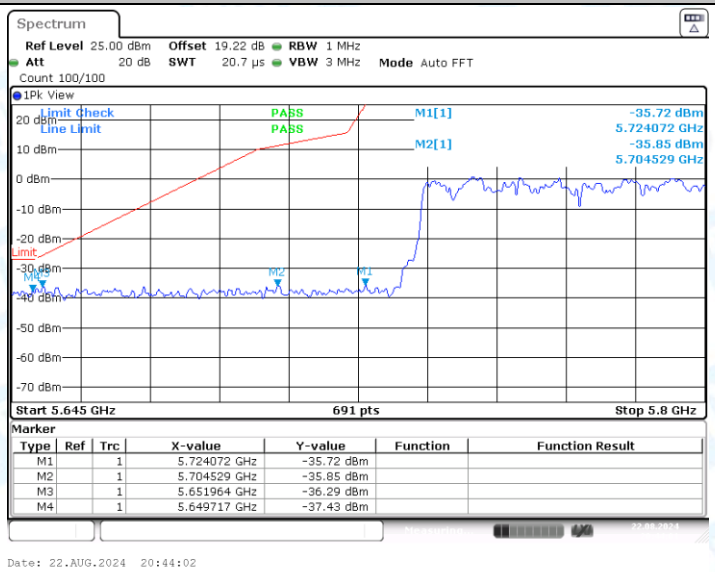

11AC80SISO_Ant1_Low_5775

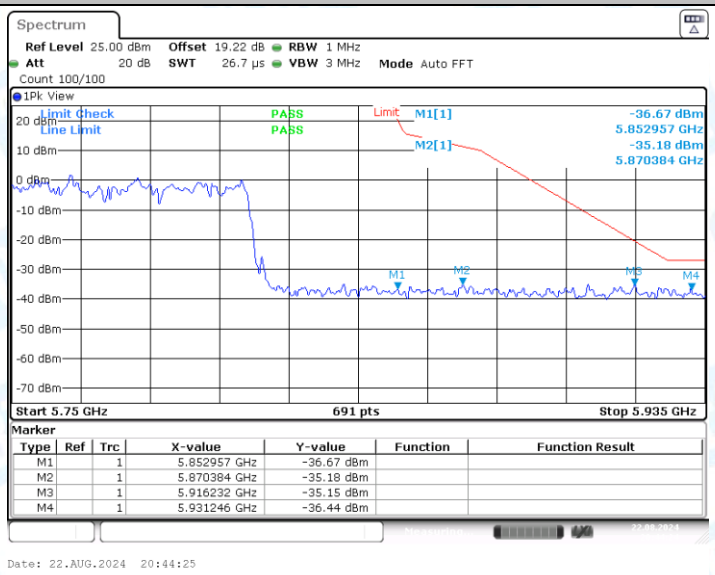

11AC80SISO_Ant1_High_5775

7. Emissions in Restricted Bands

7.1.Test Result

Test Mode	Antenna	ChName	Channel	Detector	Freq [MHz]	EIRP [dBm]	Limit [dBm]	Verdict
11A	Ant1	Low	5180	AV	4500.000	-48.59	≤-41.20	PASS
				AV	4991.014	-47.18	≤-41.20	PASS
				AV	5150.000	-47.83	≤-41.20	PASS
				Peak	4500.000	-37.77	≤-21.20	PASS
				Peak	4926.087	-35.24	≤-21.20	PASS
				Peak	5150.000	-37.88	≤-21.20	PASS
		High	5240	AV	5350.000	-48.09	≤-41.20	PASS
				AV	5448.174	-44.99	≤-41.20	PASS
				AV	5460.000	-47.45	≤-41.20	PASS
				Peak	5350.000	-37.99	≤-21.20	PASS
				Peak	5449.913	-36.44	≤-21.20	PASS
				Peak	5460.000	-38.01	≤-21.20	PASS
		Low	5745	Peak	5650.000	-37.48	≤-27.00	PASS
				Peak	5700.000	-36.53	≤10.00	PASS
				Peak	5720.000	-37.23	≤15.60	PASS
				Peak	5725.000	-37.59	≤27.00	PASS
		High	5825	Peak	5850.000	-37.3	≤27.00	PASS
				Peak	5855.000	-35.85	≤15.60	PASS
				Peak	5875.000	-36.69	≤10.00	PASS
				Peak	5925.000	-36.1	≤-27.00	PASS
11N20SISO	Ant1	Low	5180	AV	4500.000	-48.55	≤-41.20	PASS
				AV	4946.377	-47.29	≤-41.20	PASS
				AV	5150.000	-47.71	≤-41.20	PASS
				Peak	4500.000	-38.94	≤-21.20	PASS
				Peak	5002.174	-36.02	≤-21.20	PASS
				Peak	5150.000	-37.72	≤-21.20	PASS
		High	5240	AV	5350.000	-47.8	≤-41.20	PASS
				AV	5447.478	-44.9	≤-41.20	PASS
				AV	5460.000	-47.23	≤-41.20	PASS
				Peak	5350.000	-38.09	≤-21.20	PASS
				Peak	5449.913	-35.65	≤-21.20	PASS
				Peak	5460.000	-38.75	≤-21.20	PASS
		Low	5745	Peak	5650.000	-35.84	≤-27.00	PASS
				Peak	5700.000	-38.23	≤10.00	PASS
				Peak	5720.000	-35.93	≤15.60	PASS
				Peak	5725.000	-36.37	≤27.00	PASS
		High	5825	Peak	5850.000	-36.08	≤27.00	PASS
				Peak	5855.000	-36.15	≤15.60	PASS
				Peak	5875.000	-36.59	≤10.00	PASS

				Peak	5925.000	-36.58	≤-27.00	PASS
11N40SISO	Ant1	Low	5190	AV	4500.000	-48.72	≤-41.20	PASS
				AV	4993.043	-47.32	≤-41.20	PASS
				AV	5150.000	-47.93	≤-41.20	PASS
				Peak	4500.000	-38.97	≤-21.20	PASS
				Peak	4666.377	-36.25	≤-21.20	PASS
				Peak	5150.000	-38.46	≤-21.20	PASS
		High	5230	AV	5350.000	-47.78	≤-41.20	PASS
				AV	5447.188	-44.82	≤-41.20	PASS
				AV	5460.000	-47.18	≤-41.20	PASS
				Peak	5350.000	-40.72	≤-21.20	PASS
				Peak	5451.333	-35.84	≤-21.20	PASS
				Peak	5460.000	-37.94	≤-21.20	PASS
		Low	5755	Peak	5650.000	-38.45	≤-27.00	PASS
				Peak	5700.000	-36.72	≤10.00	PASS
				Peak	5720.000	-38	≤15.60	PASS
				Peak	5725.000	-36.56	≤27.00	PASS
		High	5795	Peak	5850.000	-37.23	≤27.00	PASS
				Peak	5855.000	-36.15	≤15.60	PASS
				Peak	5875.000	-36.32	≤10.00	PASS
				Peak	5925.000	-36.86	≤-27.00	PASS
11AC20SISO	Ant1	Low	5180	AV	4500.000	-48.81	≤-41.20	PASS
				AV	4973.768	-47.25	≤-41.20	PASS
				AV	5150.000	-47.54	≤-41.20	PASS
				Peak	4500.000	-38.92	≤-21.20	PASS
				Peak	5118.841	-35.93	≤-21.20	PASS
				Peak	5150.000	-37.34	≤-21.20	PASS
		High	5240	AV	5350.000	-47.28	≤-41.20	PASS
				AV	5448.522	-45.51	≤-41.20	PASS
				AV	5460.000	-46.49	≤-41.20	PASS
				Peak	5350.000	-38.66	≤-21.20	PASS
				Peak	5446.783	-35.63	≤-21.20	PASS
				Peak	5460.000	-38.96	≤-21.20	PASS
		Low	5745	Peak	5650.000	-37.62	≤-27.00	PASS
				Peak	5700.000	-37.18	≤10.00	PASS
				Peak	5720.000	-36.12	≤15.60	PASS
				Peak	5725.000	-36.95	≤27.00	PASS
		High	5825	Peak	5850.000	-36.58	≤27.00	PASS
				Peak	5855.000	-35.89	≤15.60	PASS
				Peak	5875.000	-35.92	≤10.00	PASS
				Peak	5925.000	-37.87	≤-27.00	PASS
11AC40SISO	Ant1	Low	5190	AV	4500.000	-49.15	≤-41.20	PASS
				AV	5008.261	-47.38	≤-41.20	PASS
				AV	5150.000	-48.17	≤-41.20	PASS
				Peak	4500.000	-39.36	≤-21.20	PASS

				Peak	5020.435	-35.78	≤-21.20	PASS
				Peak	5150.000	-39.04	≤-21.20	PASS
		High	5230	AV	5350.000	-47.75	≤-41.20	PASS
				AV	5447.188	-45.03	≤-41.20	PASS
				AV	5460.000	-46.28	≤-41.20	PASS
				Peak	5350.000	-39.96	≤-21.20	PASS
				Peak	5451.333	-35.82	≤-21.20	PASS
				Peak	5460.000	-37.08	≤-21.20	PASS
		Low	5755	Peak	5650.000	-38.28	≤-27.00	PASS
				Peak	5700.000	-36.99	≤10.00	PASS
				Peak	5720.000	-37.15	≤15.60	PASS
				Peak	5725.000	-37.01	≤27.00	PASS
		High	5795	Peak	5850.000	-37.17	≤27.00	PASS
				Peak	5855.000	-37.54	≤15.60	PASS
				Peak	5875.000	-34.72	≤10.00	PASS
				Peak	5925.000	-37.5	≤-27.00	PASS
11AC80SISO	Ant1	Low	5210	AV	4500.000	-48.95	≤-41.20	PASS
				AV	5000.000	-47.34	≤-41.20	PASS
				AV	5150.000	-47.81	≤-41.20	PASS
				Peak	4500.000	-39.27	≤-21.20	PASS
				Peak	5000.000	-35.94	≤-21.20	PASS
				Peak	5150.000	-38.65	≤-21.20	PASS
		High	5210	AV	5350.000	-47.38	≤-41.20	PASS
				AV	5449.449	-45.33	≤-41.20	PASS
				AV	5460.000	-46.72	≤-41.20	PASS
				Peak	5350.000	-39.55	≤-21.20	PASS
				Peak	5432.812	-36.55	≤-21.20	PASS
				Peak	5460.000	-37.88	≤-21.20	PASS
		Low	5775	Peak	5650.000	-39.06	≤-27.00	PASS
				Peak	5700.000	-37.99	≤10.00	PASS
				Peak	5720.000	-35.54	≤15.60	PASS
				Peak	5725.000	-36.19	≤27.00	PASS
		High	5775	Peak	5850.000	-36.61	≤27.00	PASS
				Peak	5855.000	-37.46	≤15.60	PASS
				Peak	5875.000	-37.2	≤10.00	PASS
				Peak	5925.000	-37.24	≤-27.00	PASS

Note:

1. The Antenna Gain is compensated in the graph.
2. For transmitters operating in 5150-5350 GHz band and 5470-5725 GHz band: The limit in dBm for average detector is conversion from 54dBuV/m, according to 15.209(a). The limit in dBm for peak detector is 20dB above the limit of average detector in dBm.

7.2.Test Graphs

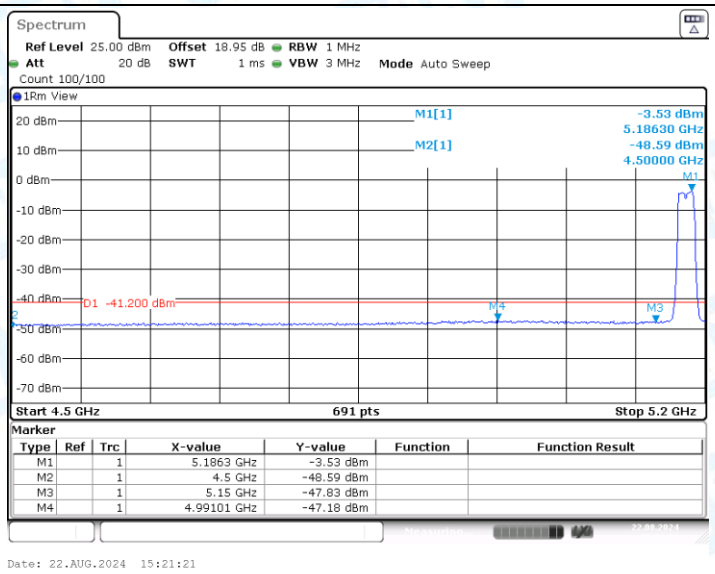

11A_Ant1_Low_5180_AV

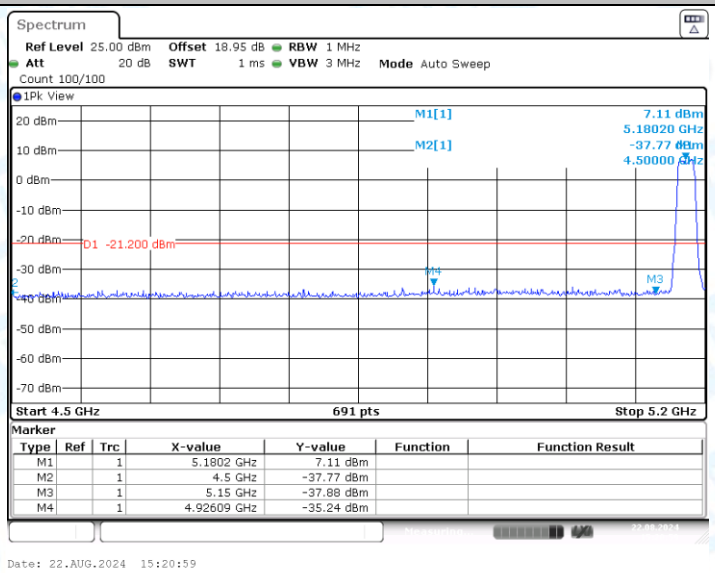

11A_Ant1_Low_5180_Peak

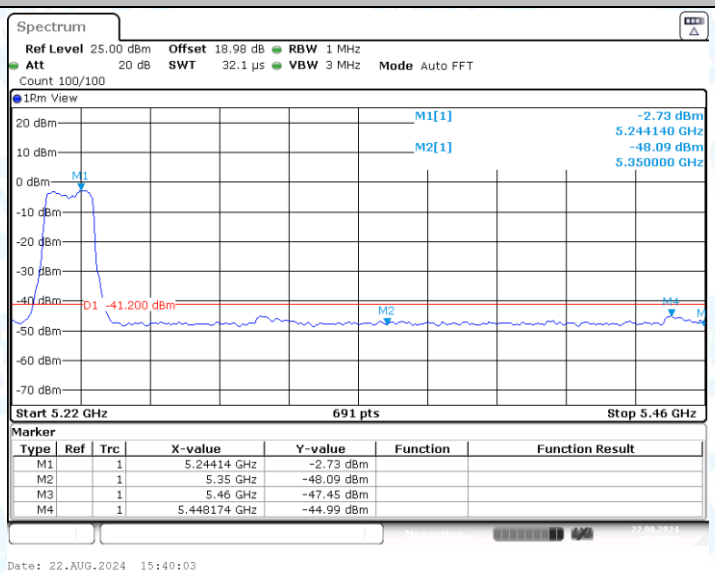

11A_Ant1_High_5240_AV

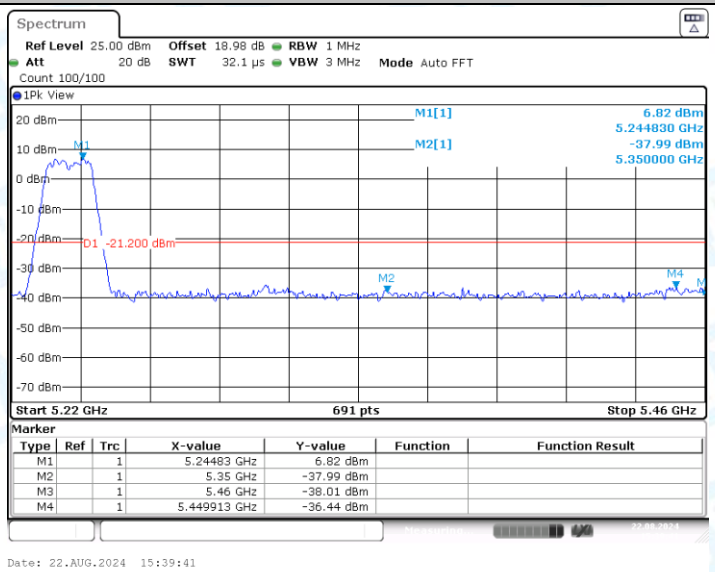

11A_Ant1_High_5240_Peak

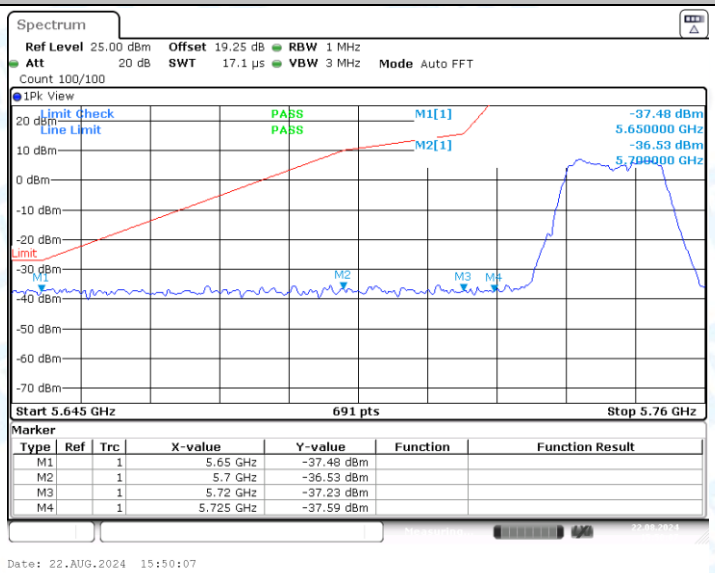

11A_Ant1_Low_5745_Peak

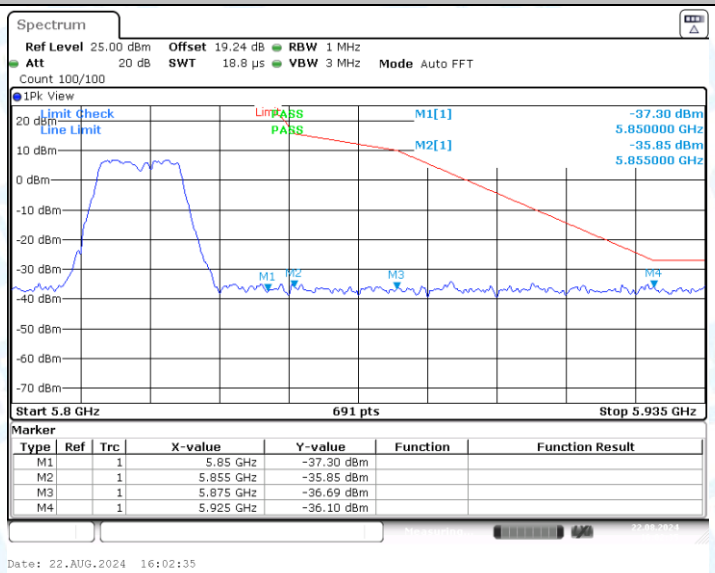

11A_Ant1_High_5825_Peak

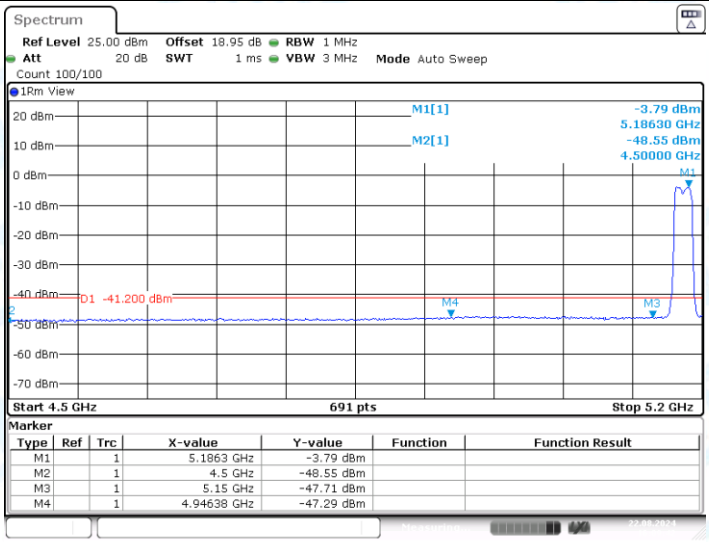

11N20SISO_Ant1_Low_5180_AV

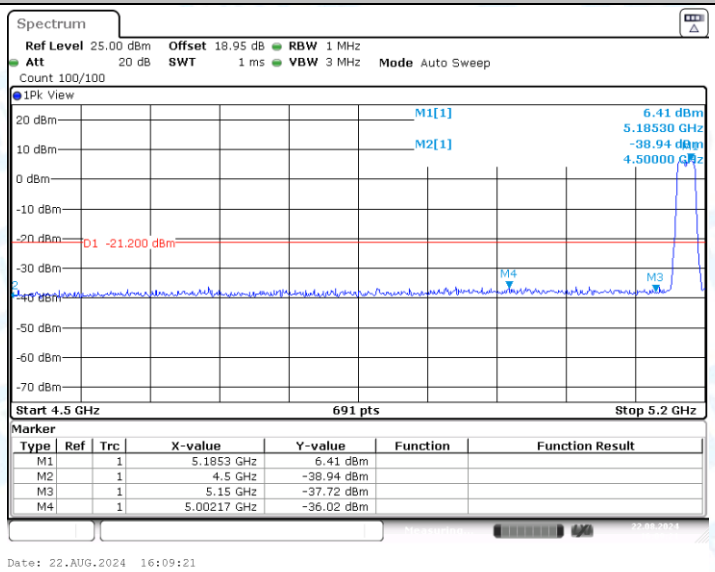

11N20SISO_Ant1_Low_5180_Peak

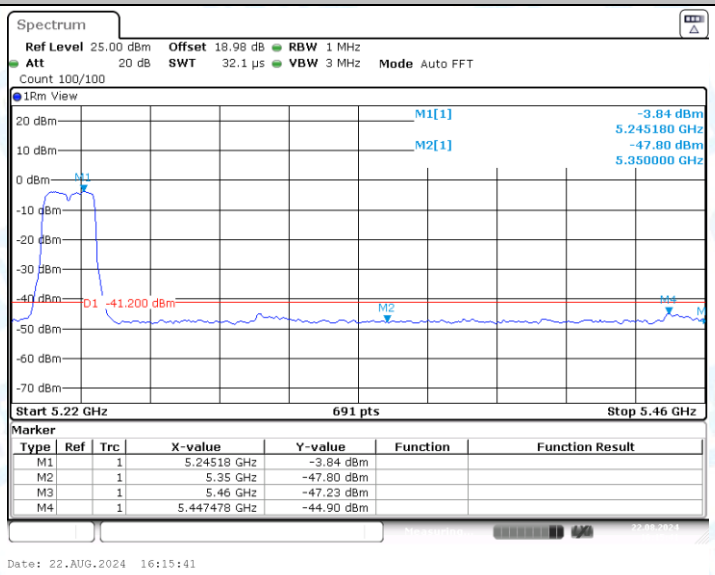

11N20SISO_Ant1_High_5240_AV

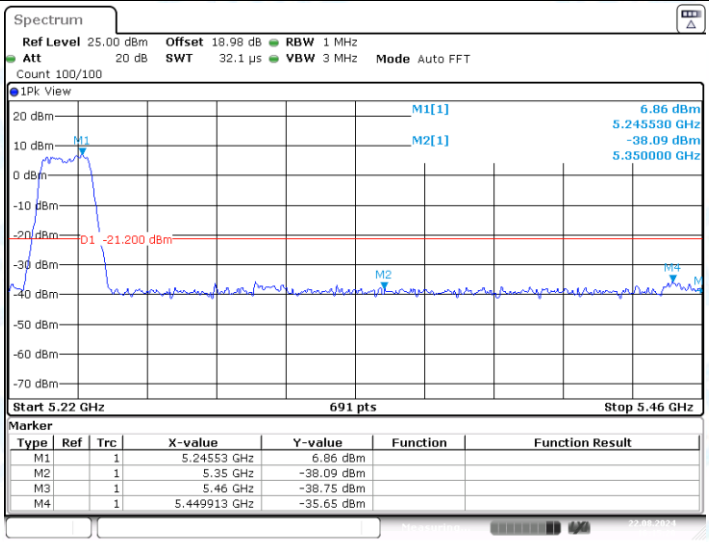

11N20SISO_Ant1_High_5240_Peak

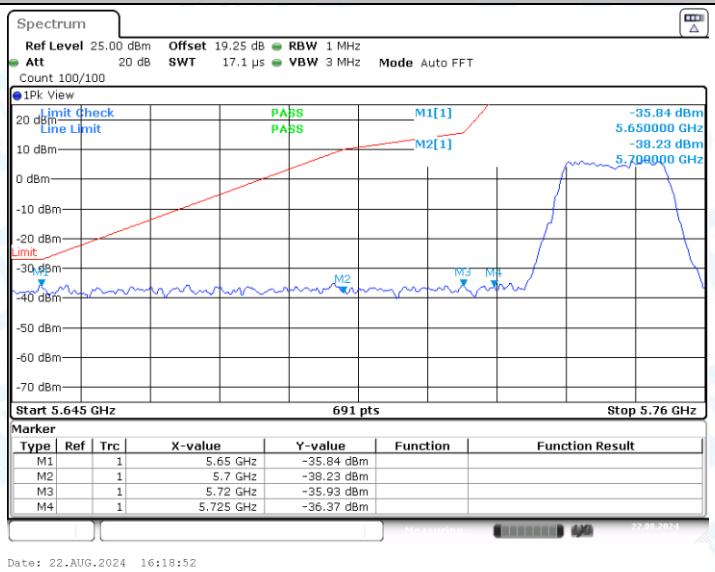

11N20SISO_Ant1_Low_5745_Peak

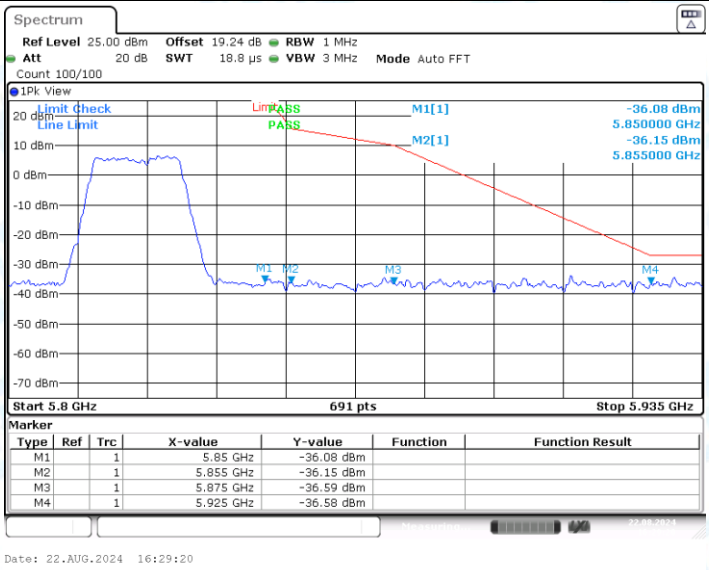

11N20SISO_Ant1_High_5825_Peak

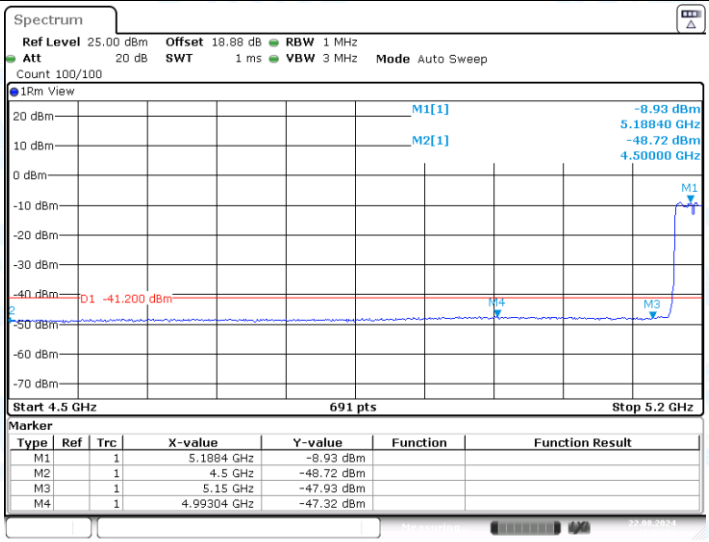

11N40SISO_Ant1_Low_5190_AV

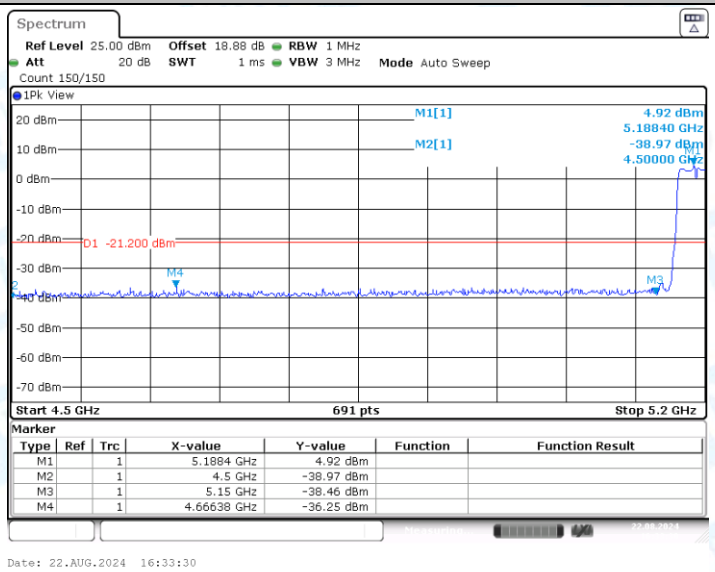

11N40SISO_Ant1_Low_5190_Peak

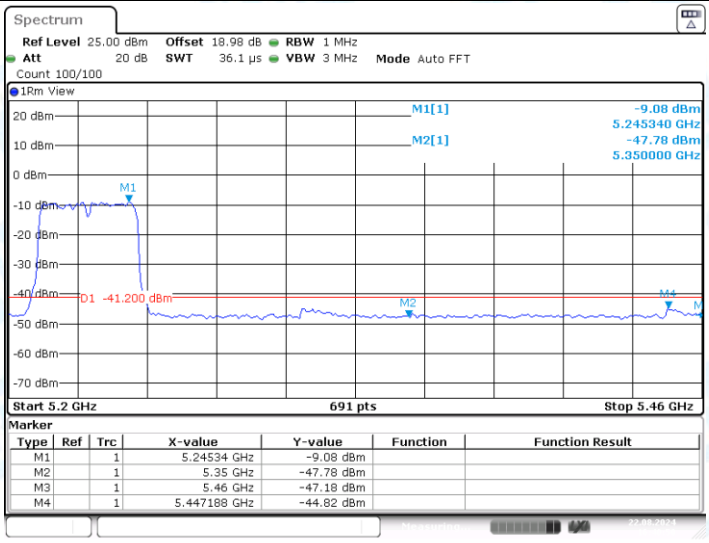

11N40SISO_Ant1_High_5230_AV

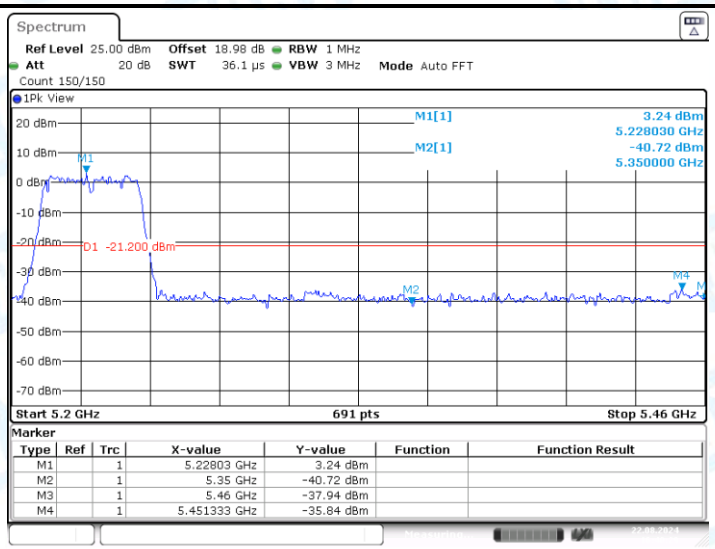

11N40SISO_Ant1_High_5230_Peak

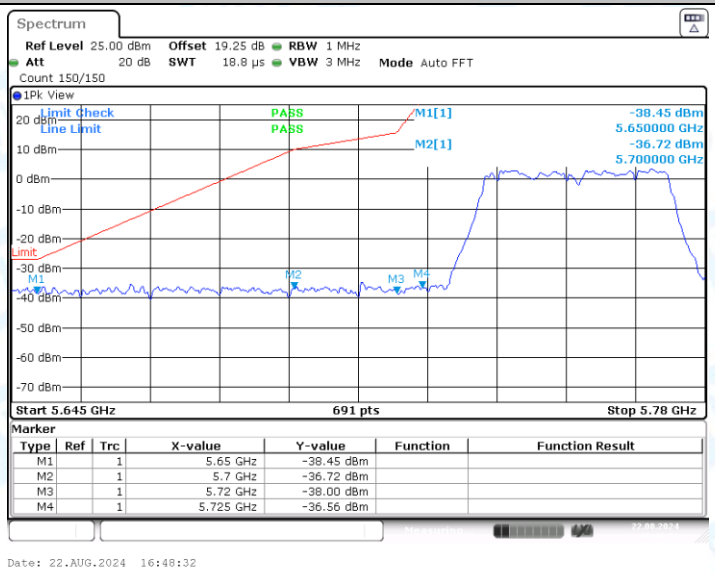

11N40SISO_Ant1_Low_5755_Peak

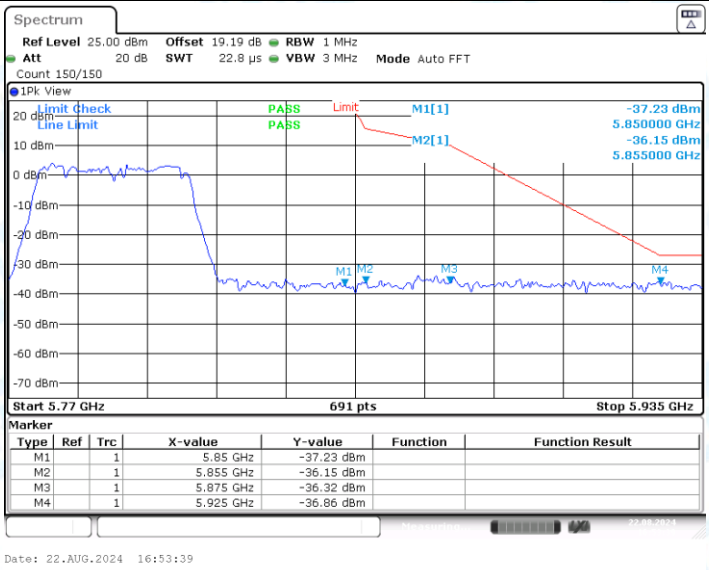

11N40SISO_Ant1_High_5795_Peak

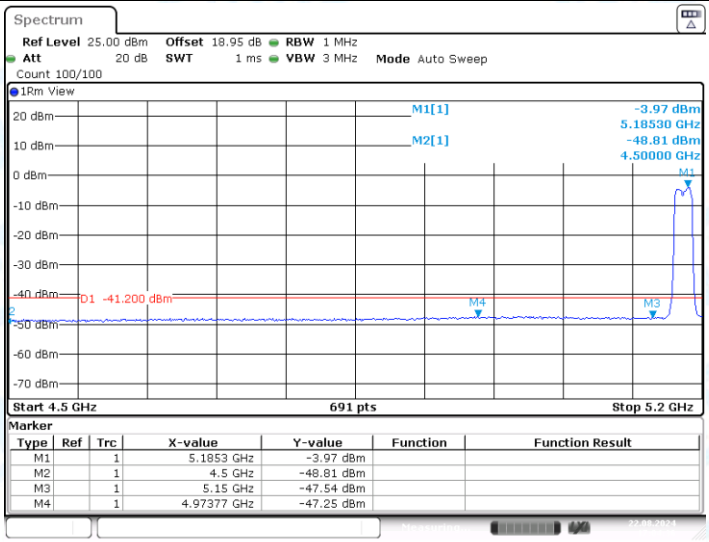

11AC20SISO_Ant1_Low_5180_AV

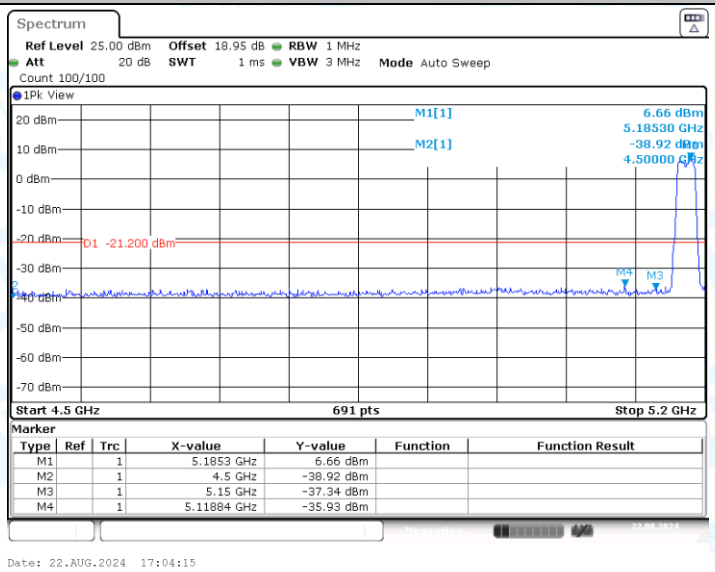

11AC20SISO_Ant1_Low_5180_Peak

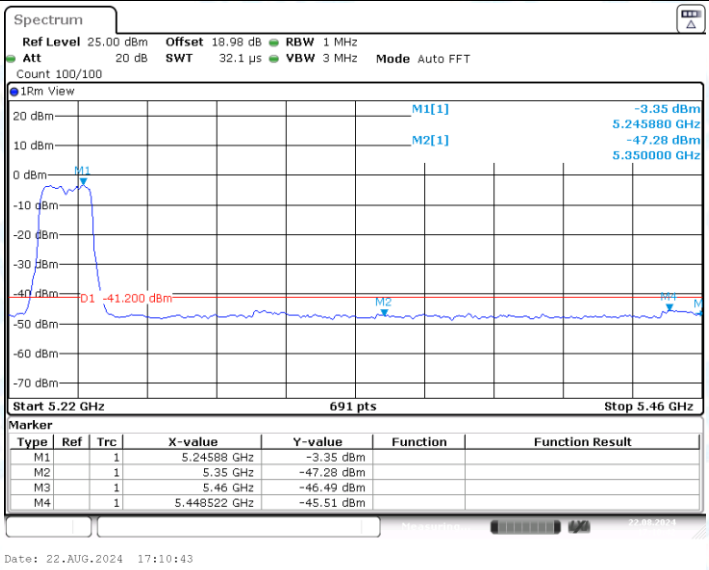

11AC20SISO_Ant1_High_5240_AV

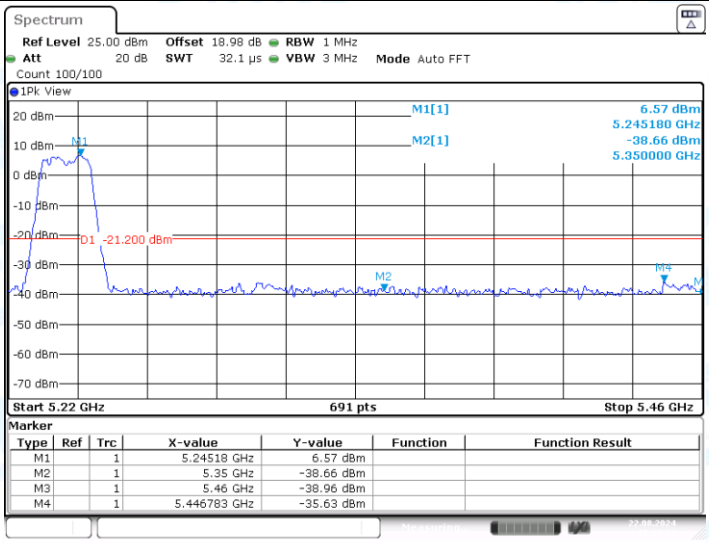

11AC20SISO_Ant1_High_5240_Peak

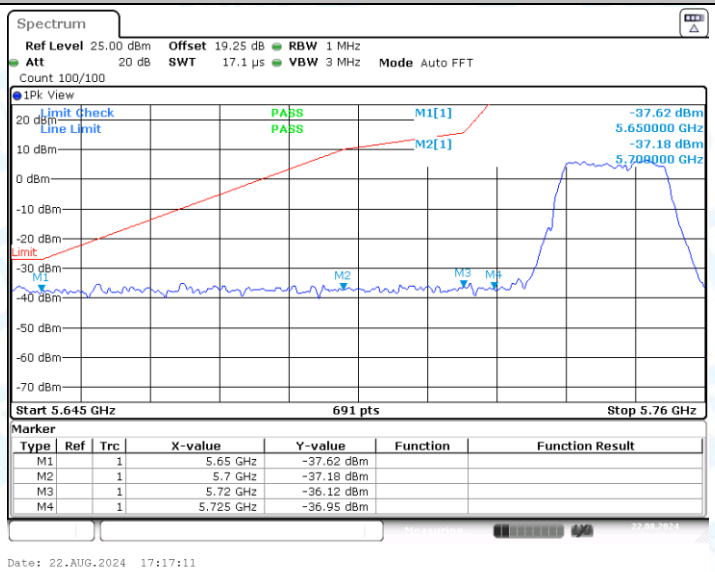

11AC20SISO_Ant1_Low_5745_Peak

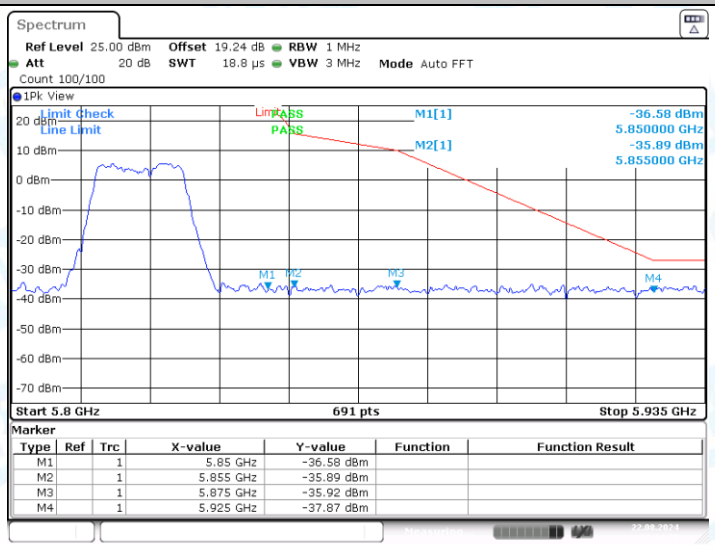

11AC20SISO_Ant1_High_5825_Peak

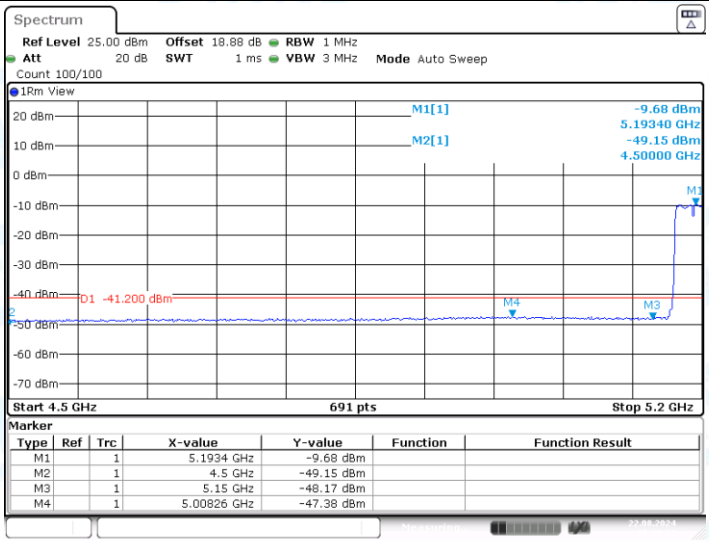

11AC40SISO_Ant1_Low_5190_AV

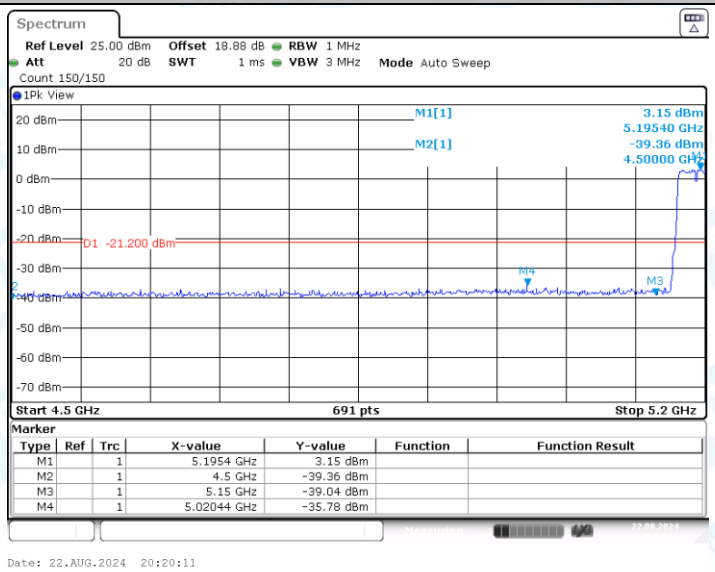

11AC40SISO_Ant1_Low_5190_Peak

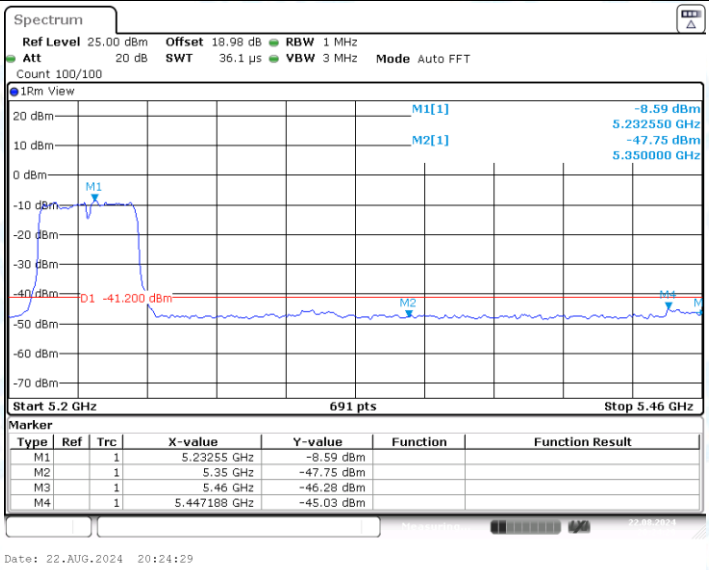

11AC40SISO_Ant1_High_5230_AV

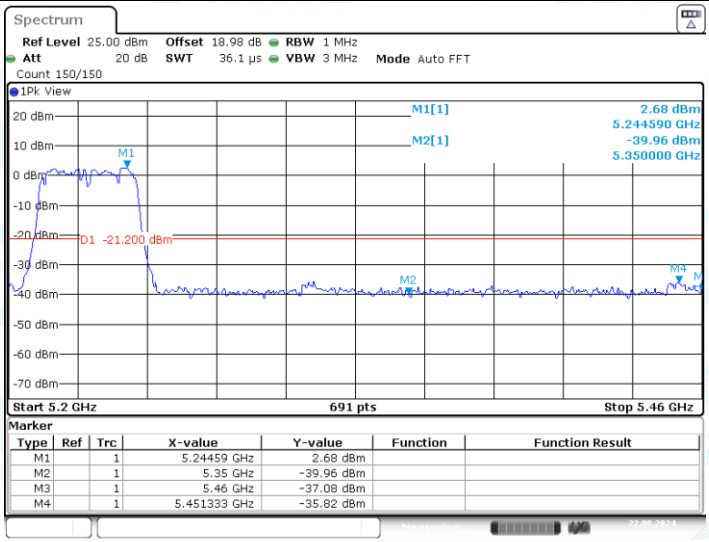

11AC40SISO_Ant1_High_5230_Peak

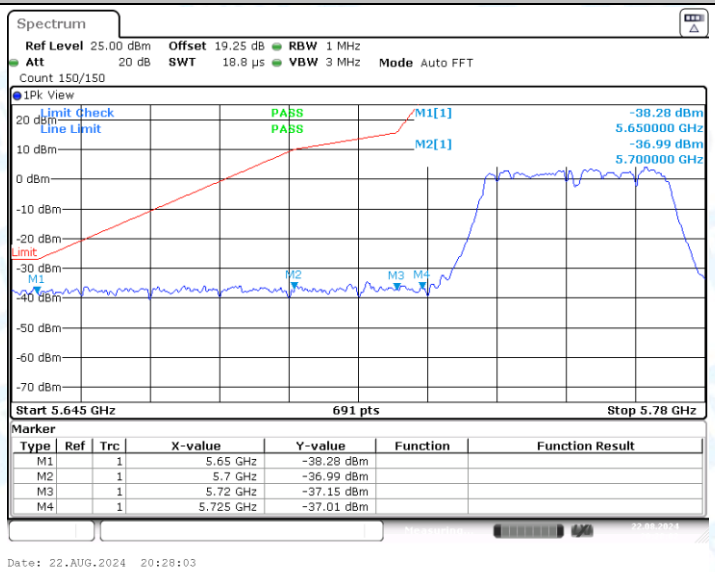

11AC40SISO_Ant1_Low_5755_Peak

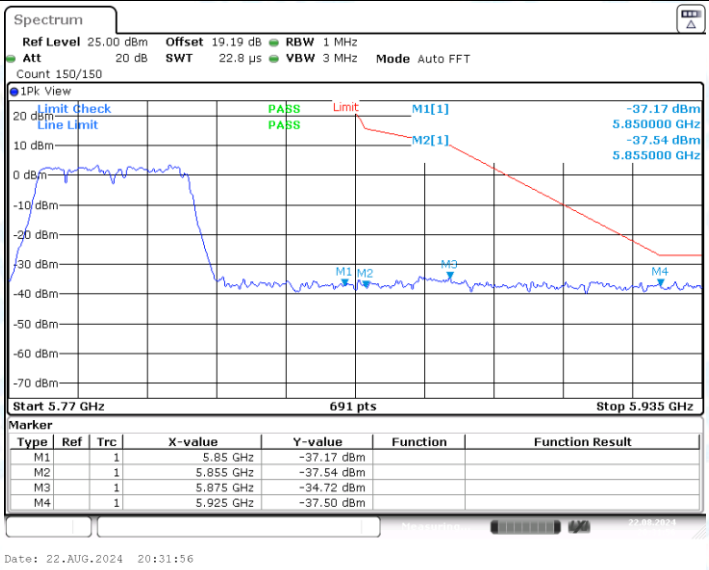

11AC40SISO_Ant1_High_5795_Peak

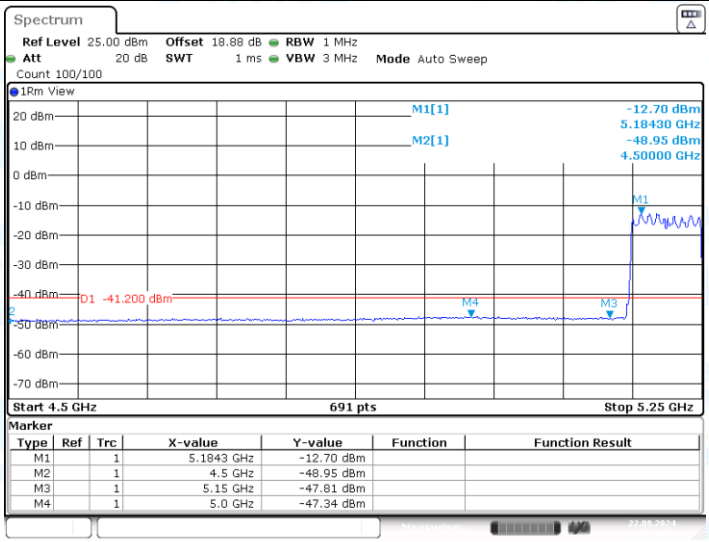

11AC80SISO_Ant1_Low_5210_AV

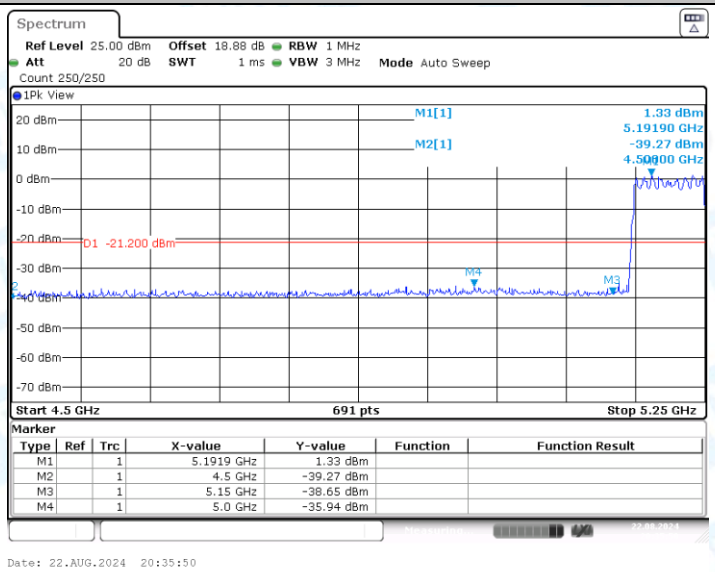

11AC80SISO_Ant1_Low_5210_Peak

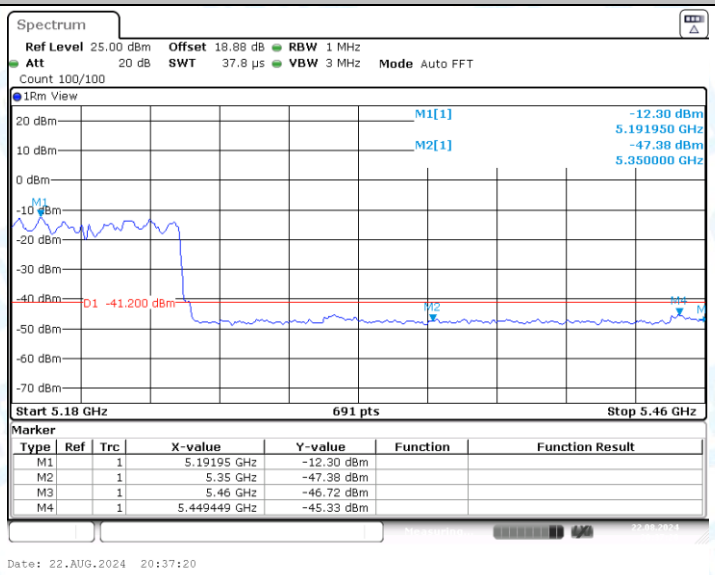

11AC80SISO_Ant1_High_5210_AV

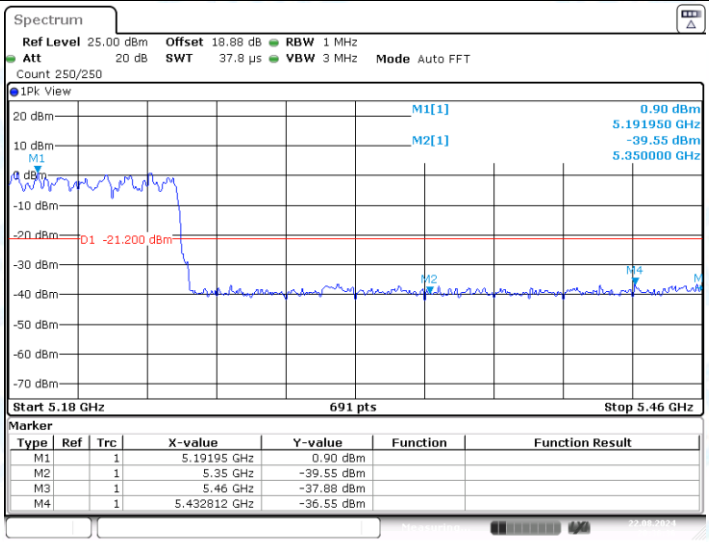

11AC80SISO_Ant1_High_5210_Peak

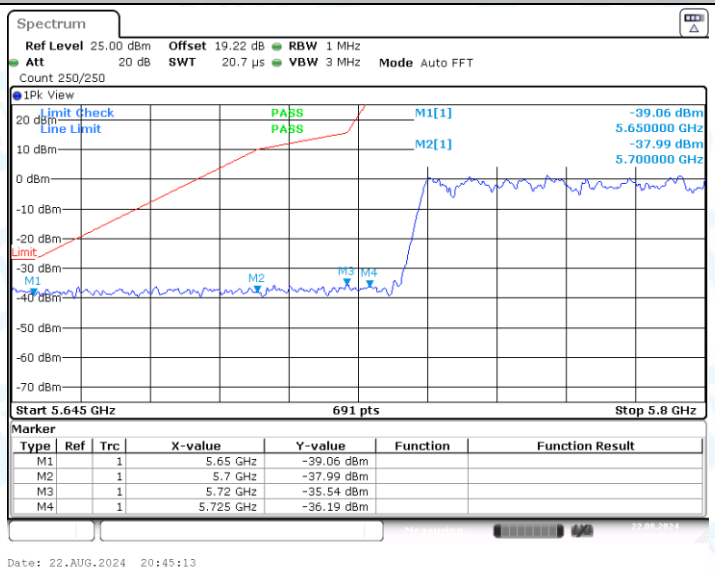

11AC80SISO_Ant1_Low_5775_Peak

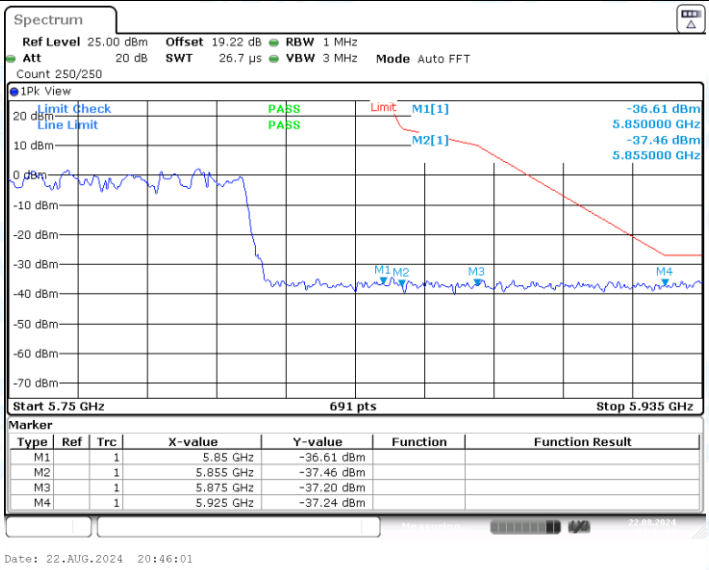

11AC80SISO_Ant1_High_5775_Peak

8. Conducted Spurious Emission

8.1.Test Result

TestMode	Antenna	Channel	FreqRange [MHz]	Max. Fre [MHz]	Max. Level [dBm]	Limit [dBm]	Verdict
11A	Ant1	5180	30~1000	892.25	-45.76	≤-27	PASS
			1000~40000	6916.3	-38.71	≤-27	PASS
		5200	30~1000	889.38	-46.2	≤-27	PASS
			1000~40000	6614.7	-38.13	≤-27	PASS
		5240	30~1000	863.09	-46.01	≤-27	PASS
			1000~40000	39295.4	-38.83	≤-27	PASS
		5745	30~1000	862.02	-43.53	≤-27	PASS
			1000~40000	6946.2	-38.23	≤-27	PASS
		5785	30~1000	861.76	-45.5	≤-27	PASS
			1000~40000	6900.7	-37.53	≤-27	PASS
		5825	30~1000	863.61	-45.95	≤-27	PASS
			1000~40000	6894.2	-37.78	≤-27	PASS
11N20SISO	Ant1	5180	30~1000	707.31	-44.19	≤-27	PASS
			1000~40000	6996.9	-38.23	≤-27	PASS
		5200	30~1000	967.65	-45.28	≤-27	PASS
			1000~40000	6982.6	-38.27	≤-27	PASS
		5240	30~1000	846.96	-46.15	≤-27	PASS
			1000~40000	6933.2	-38.96	≤-27	PASS
		5745	30~1000	872.69	-44.82	≤-27	PASS
			1000~40000	6822.7	-38.83	≤-27	PASS
		5785	30~1000	707.6	-44.89	≤-27	PASS
			1000~40000	6816.2	-38.64	≤-27	PASS
		5825	30~1000	959.34	-45.08	≤-27	PASS
			1000~40000	6813.6	-39.18	≤-27	PASS
11N40SISO	Ant1	5190	30~1000	888.41	-45.28	≤-27	PASS
			1000~40000	6801.9	-38.99	≤-27	PASS
		5230	30~1000	961.77	-46.44	≤-27	PASS
			1000~40000	6938.4	-38.02	≤-27	PASS
		5755	30~1000	118.45	-45.77	≤-27	PASS
			1000~40000	6937.1	-39.03	≤-27	PASS
		5795	30~1000	866.61	-44.41	≤-27	PASS
			1000~40000	6930.6	-39.12	≤-27	PASS
11AC20SISO	Ant1	5180	30~1000	866.65	-45.44	≤-27	PASS
			1000~40000	6985.2	-38.52	≤-27	PASS
		5200	30~1000	891.25	-45.48	≤-27	PASS
			1000~40000	6829.2	-38.91	≤-27	PASS
		5240	30~1000	887.99	-46.66	≤-27	PASS
			1000~40000	6822.7	-38.07	≤-27	PASS
		5745	30~1000	860.86	-44.29	≤-27	PASS

			1000~40000	6395	-39.22	≤-27	PASS
		5785	30~1000	960.7	-45.12	≤-27	PASS
			1000~40000	6978.7	-38.52	≤-27	PASS
		5825	30~1000	862.96	-45.94	≤-27	PASS
			1000~40000	39643.8	-38.59	≤-27	PASS
11AC40SISO	Ant1	5190	30~1000	959.34	-45.08	≤-27	PASS
			1000~40000	6994.3	-38.01	≤-27	PASS
		5230	30~1000	860.02	-44.22	≤-27	PASS
			1000~40000	6957.9	-39.16	≤-27	PASS
		5755	30~1000	863.61	-45.54	≤-27	PASS
			1000~40000	6998.2	-38.56	≤-27	PASS
		5795	30~1000	708.8	-45.22	≤-27	PASS
			1000~40000	6973.5	-38.25	≤-27	PASS
11AC80SISO	Ant1	5210	30~1000	867.2	-46.11	≤-27	PASS
			1000~40000	6955.3	-38.75	≤-27	PASS
		5775	30~1000	861.28	-45.78	≤-27	PASS
			1000~40000	6970.9	-37.56	≤-27	PASS

8.2.Test Graphs

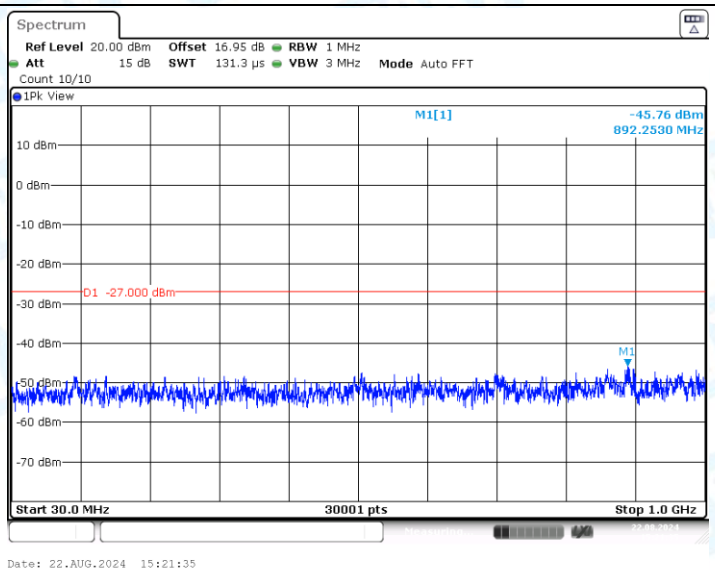

11A_Ant1_5180_30~1000

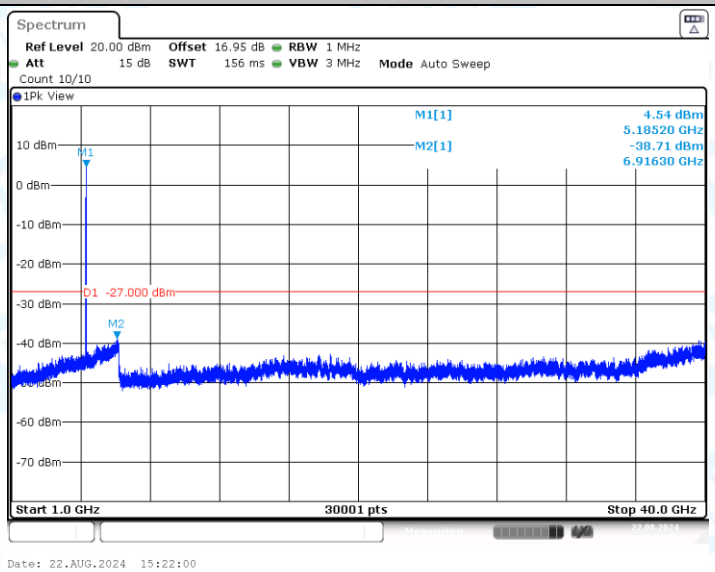

11A_Ant1_5180_1000~40000

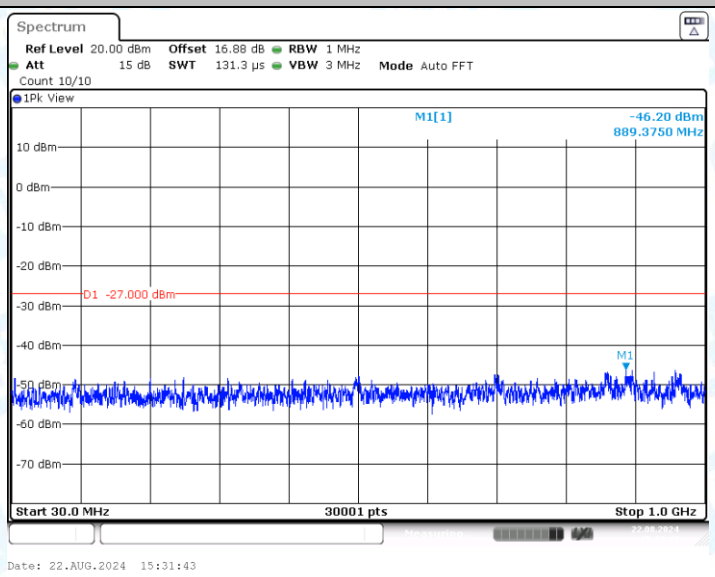

11A_Ant1_5200_30~1000

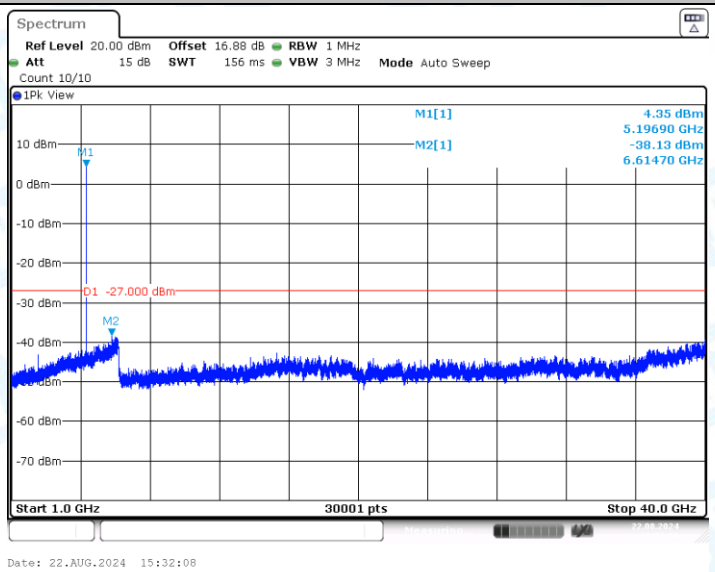

11A_Ant1_5200_1000~40000

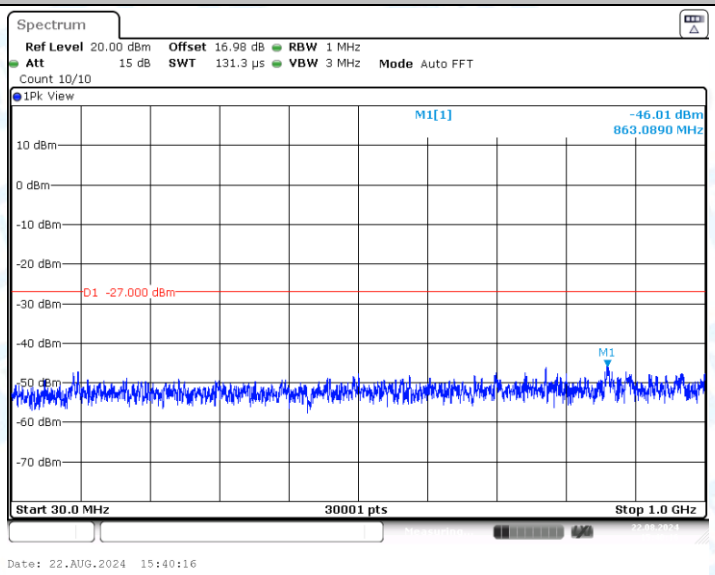

11A_Ant1_5240_30~1000

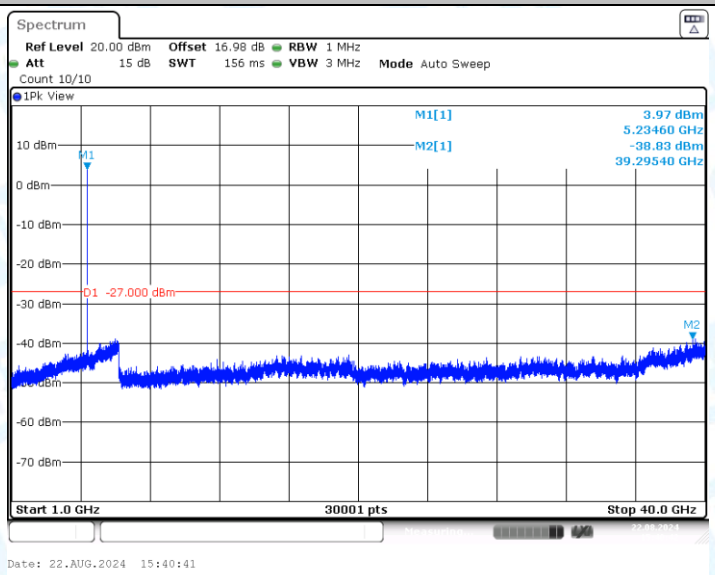

11A_Ant1_5240_1000~40000

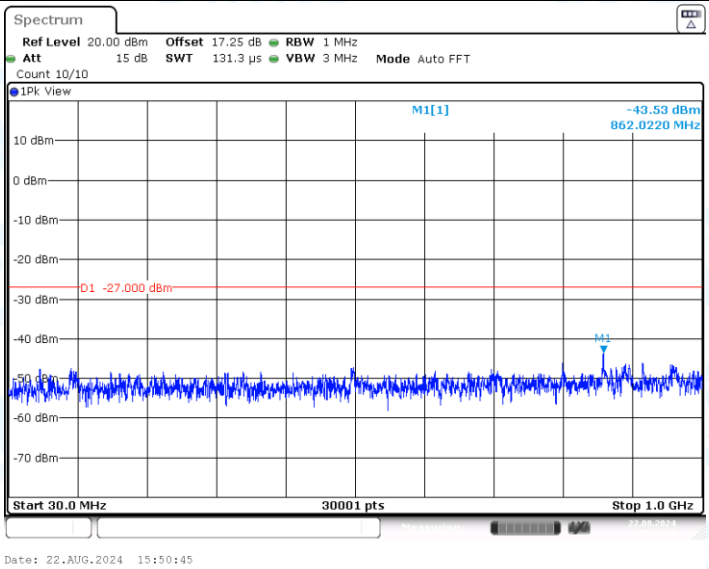

11A_Ant1_5745_30~1000

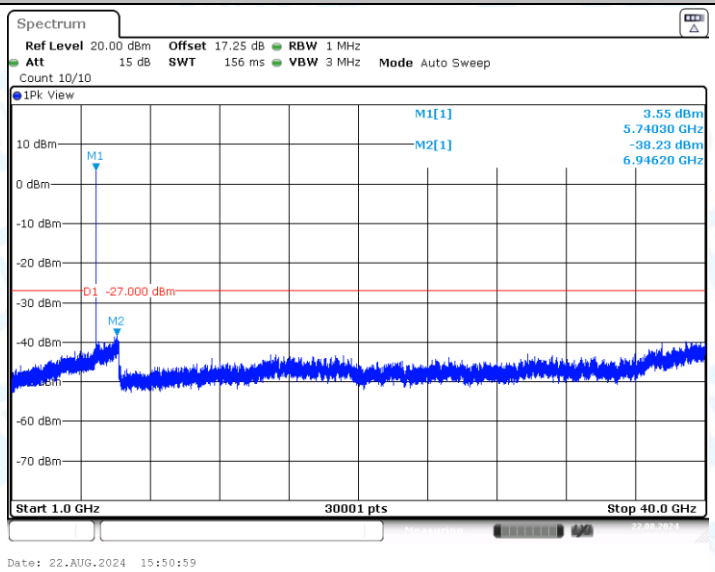

11A_Ant1_5745_1000~40000

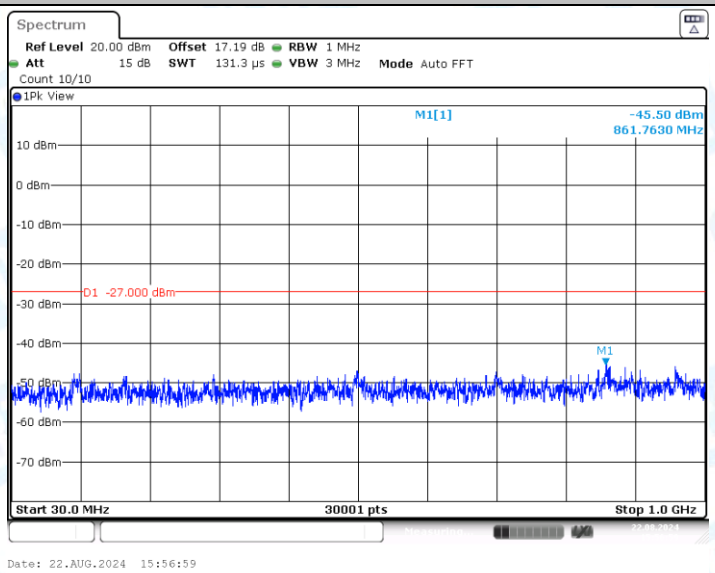

11A_Ant1_5785_30~1000

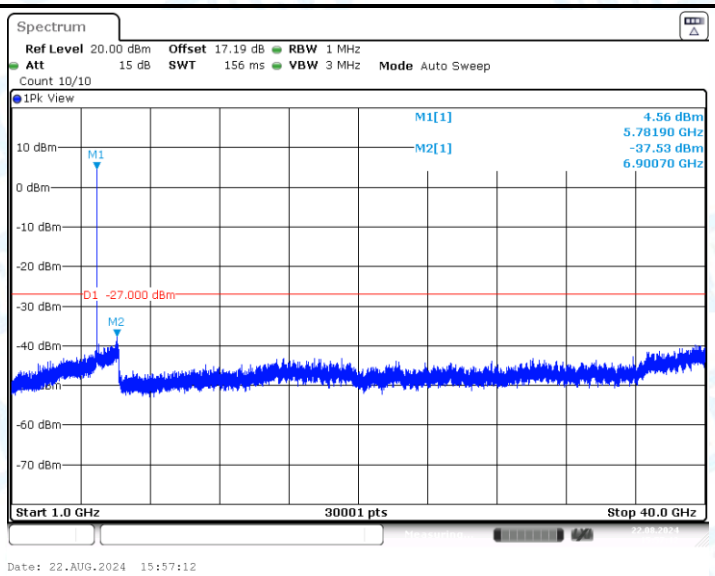

11A_Ant1_5785_1000~40000

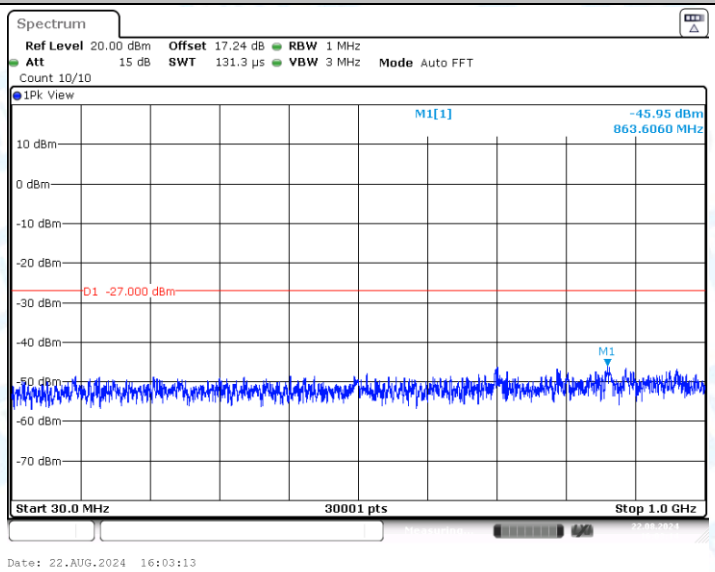

11A_Ant1_5825_30~1000

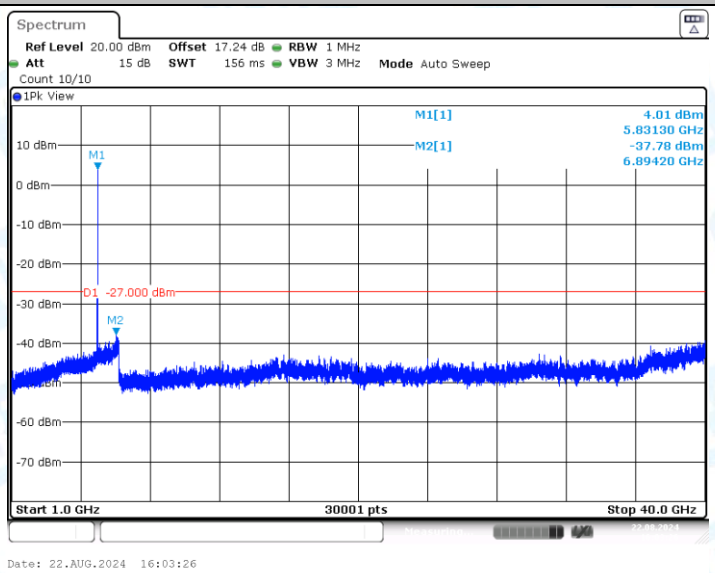

11A_Ant1_5825_1000~40000