USB WiFi Dongle User Manual

1.Open the driver folder and double-click the installation file, Click”Install”to finish the installation.

Drive download:

Enter "http://www.xtechamericas.com/st-products/internal/XTc-600-en/?driver=true" and click"Download Help" and then search for "XTC600" and "click to download".

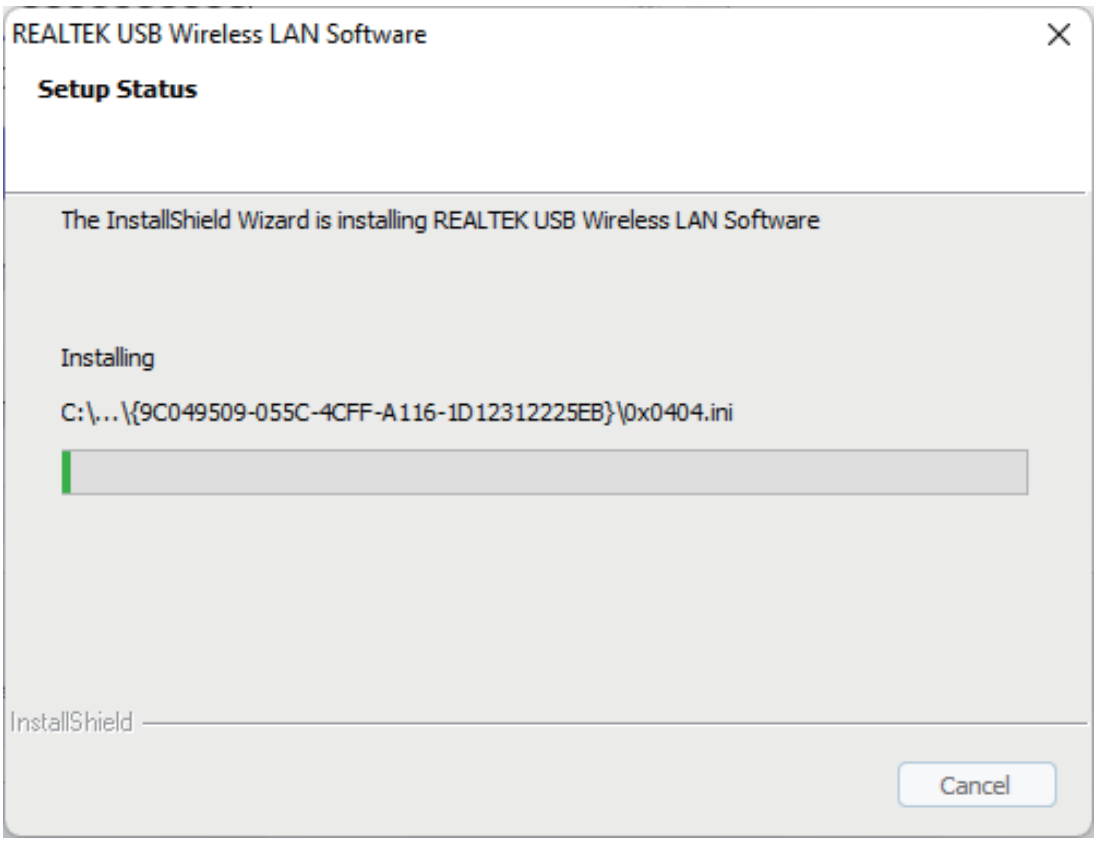

2. After confirming that the driver is installed correctly, you can double-click the wifi icon in the bottom right corner, and click the icon with the left mouse button. The computer will display the connectable WiFi SSIDs.

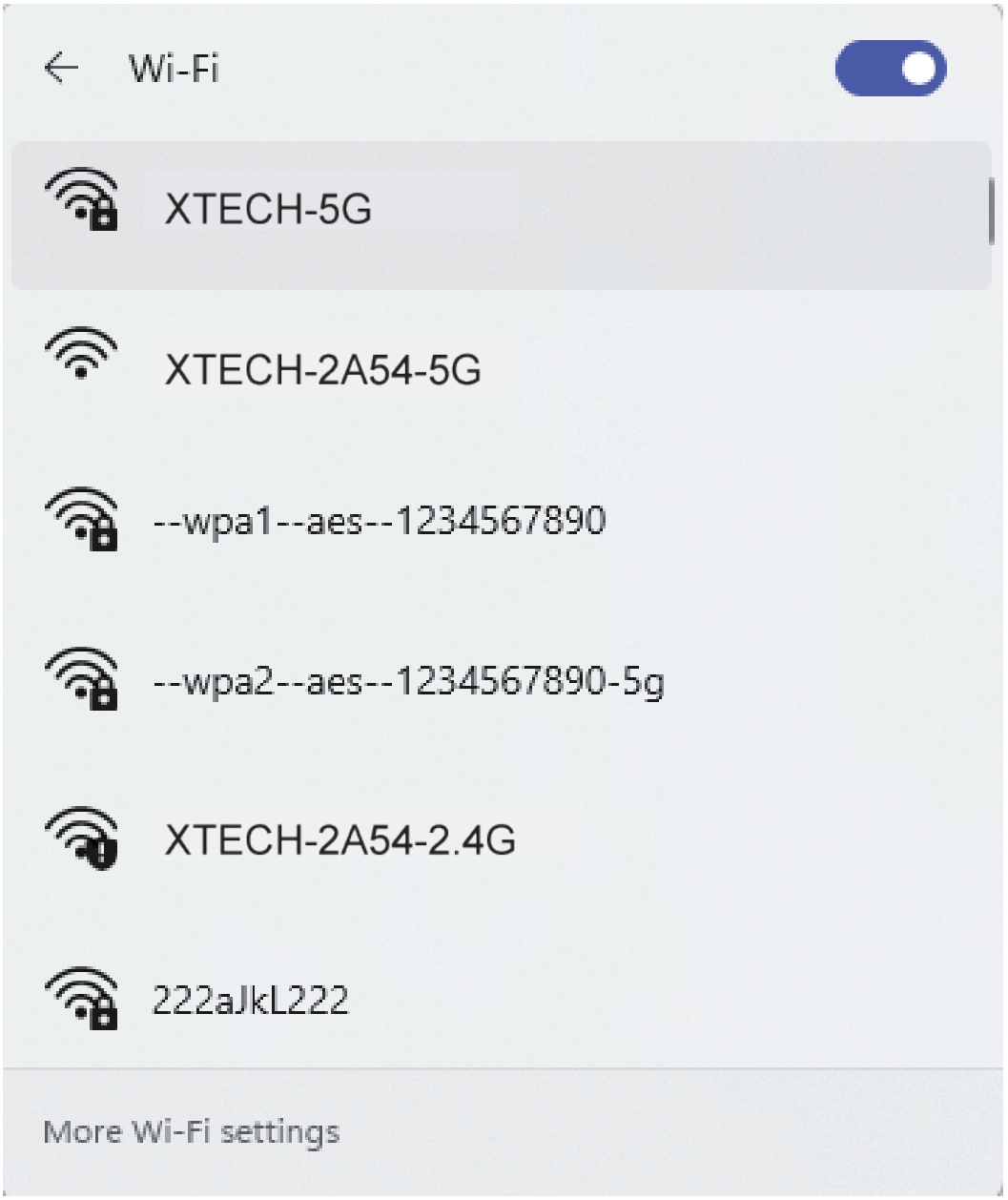

3. Click the WiFi SSID you want to connect and input the password.

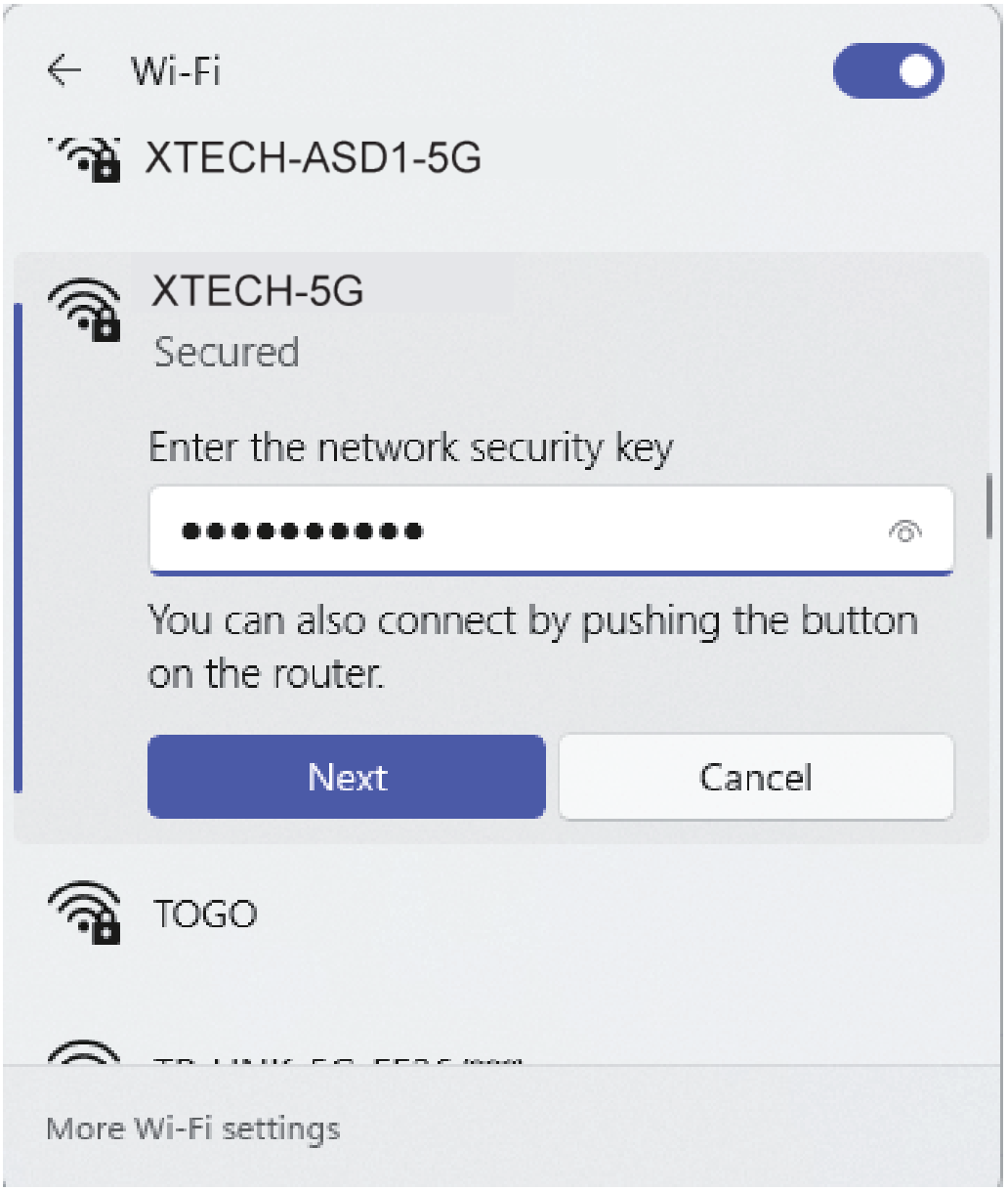

4. After connected, open the "Open Network & Internet setting", click the "Wi-Fi" option, you can find the connected WiFi SSID, view the current IP, MAC address, gateway, driver version, etc.

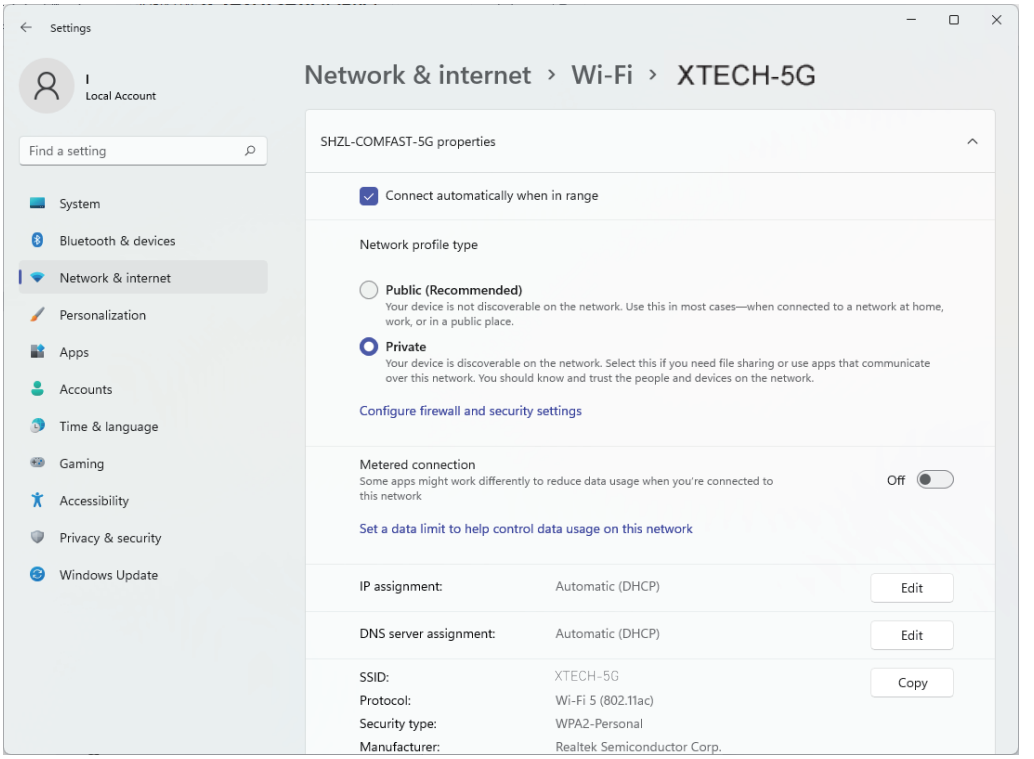

Note: If the IP address is not obtained or the data packet is not received, the password may be entered incorrectly. Please re-enter the correct password to obtain the IP again. For networks with fixed IP addresses, you need to manually set the IP address.

FCC Warnning:

This equipment has been tested and found to comply with the limits for a Class B digital device, pursuant to part 15 of the FCC Rules. These limits are designed to provide reasonable protection againstharmful interference in a residential installation. This equipment generates, uses and can radiateradio frequency energy and, if notinstalled and used in accordance with the instructions, maycause harmful interference to radio communications. However, there is no guarantee thatinterference will not occur in a particular installation. Ifthis equipment does cause harmfulinterference to radio or television reception, which can be determined by turning the equipmentoff and on, the user is encouraged to try to correctthe interference by one or more ofthefollowing measures:

- Reorient or relocate the receiving antenna.
- Increase the separation between the equipment and receiver.
- Connect the equipment into an outlet on a circuit different from that to which the receiver is connected.
- Consult the dealer or an experienced radio/TV technician for help.

Caution: Any changes or modifications to this device not explicitly approved by manufacturer could void your authority to operate this equipment.

This device complies with part 15 ofthe FCC Rules. Operation is subjectto the following two conditions:

(1)This device may not cause harmful interference, and (2) this device must accept any interference received, including interference that may cause undesired operation.

This equipment complies with FCC radiation exposure limits setforth for an uncontrolled environment. This equipment should be installed and operated with minimum distance 0cm between the radiator and your body.