802.11n(HT40)_LCH_2422MHz_Ant1 (SISO)_NTNV

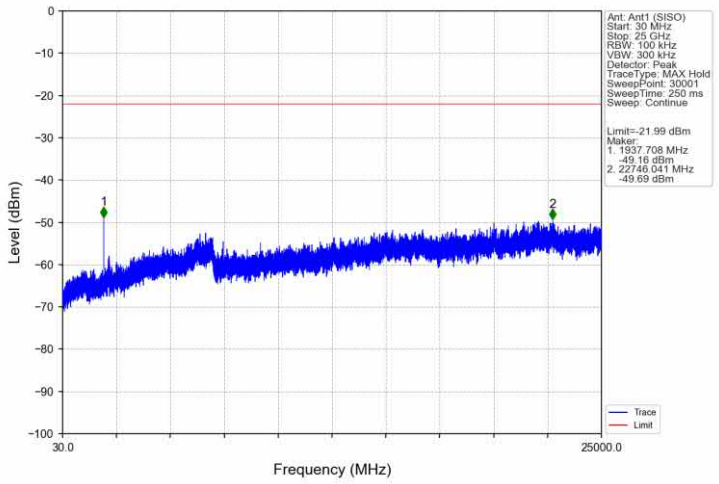

802.11n(HT40)_MCH_2437MHz_Ant1 (SISO)_NTNV

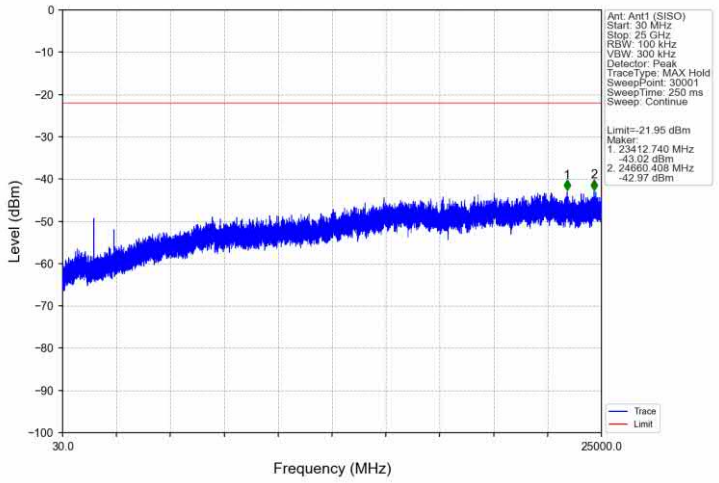

802.11n(HT40)_HCH_2452MHz_Ant1 (SISO)_NTNV

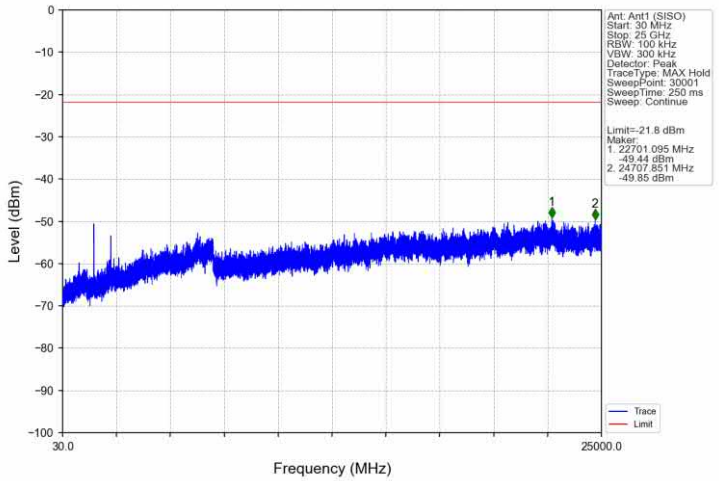

802.11ax(HEW20)_LCH_2412MHz_Ant1 (SISO)_NTNV

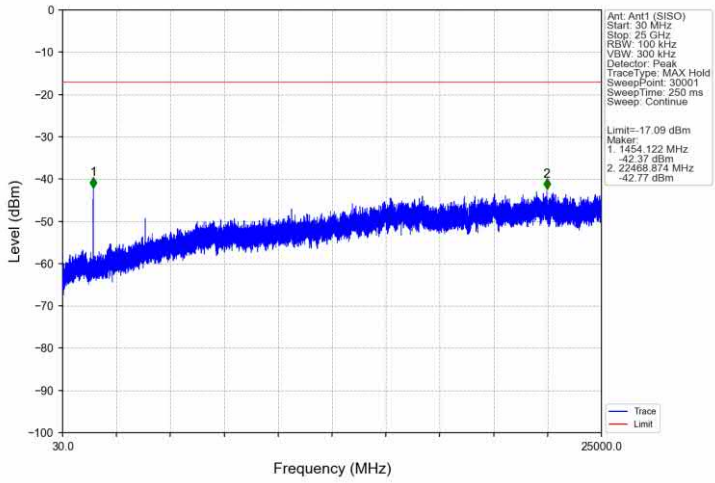

802.11ax(HEW20)_MCH_2437MHz_Ant1 (SISO)_NTNV

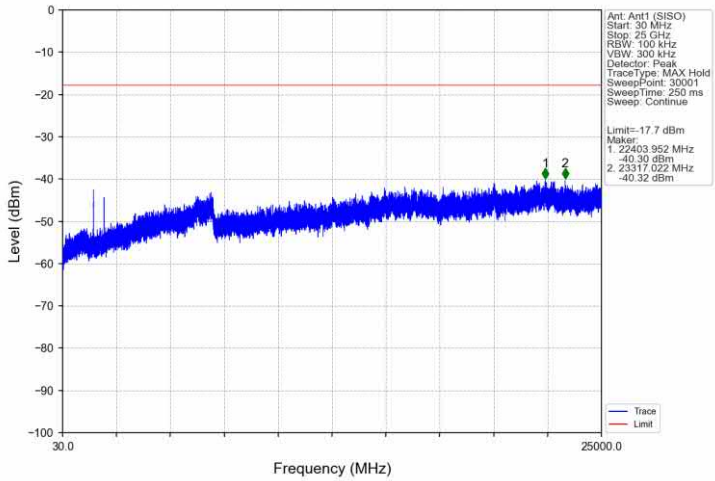

802.11ax(HEW20)_HCH_2462MHz_Ant1 (SISO)_NTNV

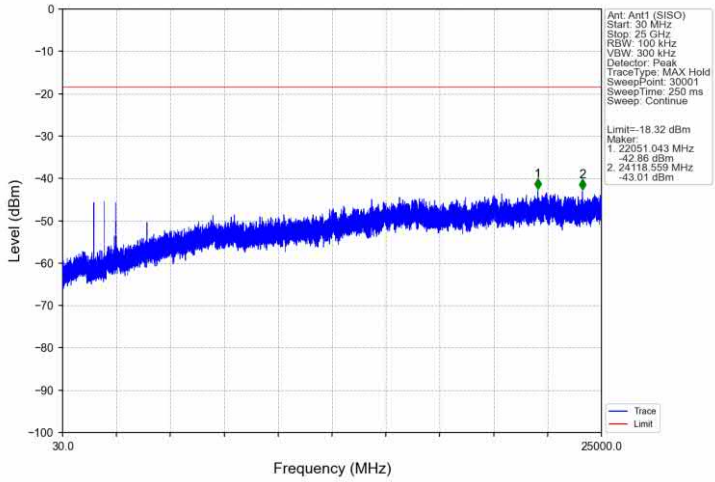

802.11ax(HEW40)_LCH_2422MHz_Ant1 (SISO)_NTNV

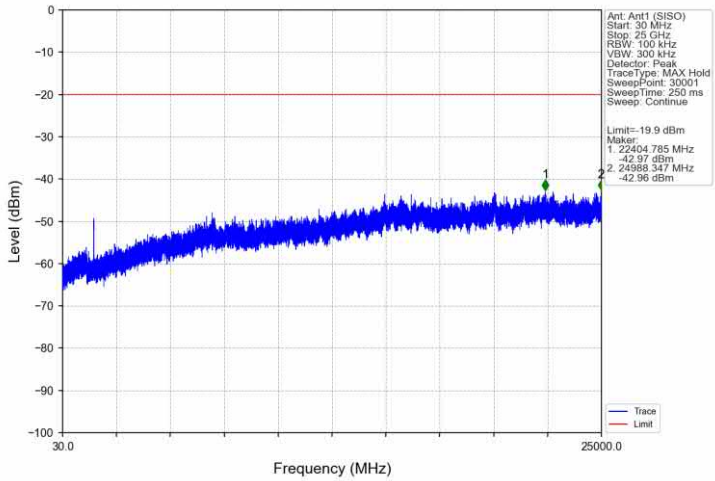

802.11ax(HEW40)_MCH_2437MHz_Ant1 (SISO)_NTNV

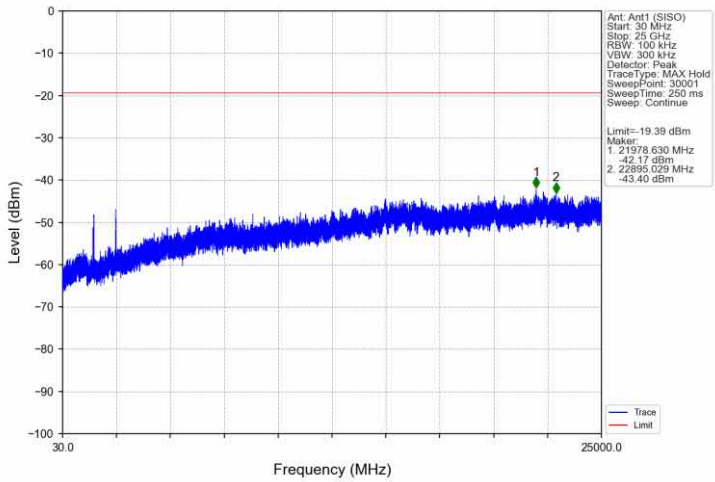

802.11ax(HEW40)_HCH_2452MHz_Ant1 (SISO)_NTNV

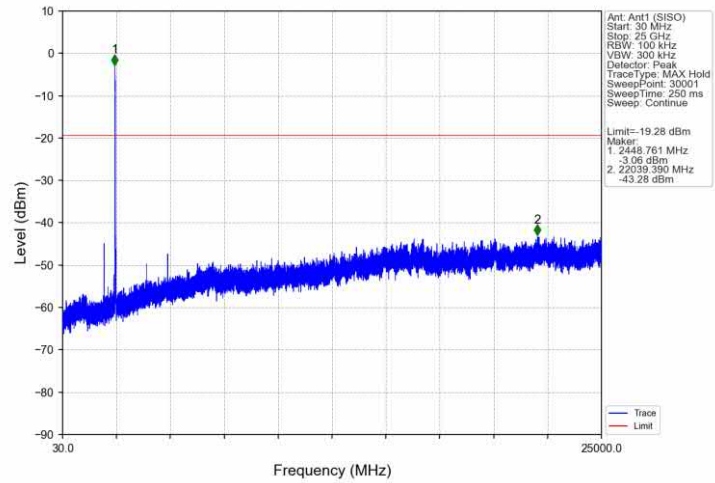

TÜV SÜD Certification and Testing (China) Co., Ltd. Shenzhen Branch
Building 12 & 13, Zhiheng Wisdomland Business Park, Guankou Erlu, Nantou, Nanshan District,
Shenzhen, Guangdong, China Tel. +86 755 8828 6998, Fax: +86 755 8828 5299

9.6 Band edge

Test Method

1. The RF output of EUT was connected to the spectrum analyzer by RF cable. The path loss was compensated to the results for each measurement.
2. Set to the maximum power setting, the instrument center frequency is set to the nominal EUT channel center frequency enable the EUT transmit continuously.
3. Use the following spectrum analyzer settings:
   Span = wide enough to capture the peak level of the in-band emission and all spurious
   RBW = 100 kHz, VBW≥3RBW, Sweep = auto, Detector function = peak, Trace = max hold
4. Allow the trace to stabilize, use the peak and delta measurement to record the result.
5. The level displayed must comply with the limit specified in this Section.
6. Repeat above procedures until all frequencies measured were complete and submit all the plots.

Limit:

In any 100 kHz bandwidth outside the frequency band in which the spread spectrum or digitally modulated device is operating, the RF power that is produced shall be at least 20 dB below that in the 100 kHz bandwidth within the band that contains the highest level of the desired power, based on either an RF conducted or a radiated measurement, provided that the transmitter demonstrates compliance with the peak conducted power limits. If the transmitter complies with the conducted power limits based on the use of RMS averaging over a time interval, as permitted under § 15.247(b)(3) and RSS-247 section 5.4(d), the attenuation required shall be 30 dB instead of 20 dB.

Frequency Range MHz	Limit (dBc)
30-25000	-20

TÜV SÜD Certification and Testing (China) Co., Ltd. Shenzhen Branch
Building 12 & 13, Zhiheng Wisdomland Business Park, Guankou Erlu, Nantou, Nanshan District, Shenzhen, Guangdong, China Tel. +86 755 8828 6998, Fax: +86 755 8828 5299

Test results

Mode	TX Type	Frequency (MHz)	RU	ANT	Level of Reference (dBm)	Limit (dBm)	Verdict
802.11b	SISO	2412	/	1	5.76	-14.24	Pass
		2437	/	1	5.61	-14.39	Pass
		2462	/	1	5.26	-14.74	Pass
802.11g	SISO	2412	/	1	-0.19	-20.19	Pass
		2437	/	1	0.98	-19.02	Pass
		2462	/	1	0.33	-19.67	Pass
802.11n (HT20)	SISO	2412	/	1	0.54	-19.46	Pass
		2437	/	1	-0.45	-20.45	Pass
		2462	/	1	0.82	-19.18	Pass
802.11n (HT40)	SISO	2422	/	1	-1.99	-21.99	Pass
		2437	/	1	-1.95	-21.95	Pass
		2452	/	1	-1.80	-21.80	Pass
802.11ax (HEW20)	SISO	2412	/	1	2.91	-17.09	Pass
		2437	/	1	2.30	-17.70	Pass
		2462	/	1	1.68	-18.32	Pass
802.11ax (HEW40)	SISO	2422	/	1	0.10	-19.90	Pass
		2437	/	1	0.61	-19.39	Pass
		2452	/	1	0.72	-19.28	Pass
Note1: Refer to FCC Part 15.247 (d) and ANSI C63.10-2020, the channel contains the maximum PSD level was used to establish the reference level.							

TÜV SÜD Certification and Testing (China) Co., Ltd. Shenzhen Branch
Building 12 & 13, Zhiheng Wisdomland Business Park, Guankou Erlu, Nantou, Nanshan District,
Shenzhen, Guangdong, China Tel. +86 755 8828 6998, Fax: +86 755 8828 5299

Test Graphs

802.11b_LCH_2412MHz_Ant1 (SISO)_NTNV

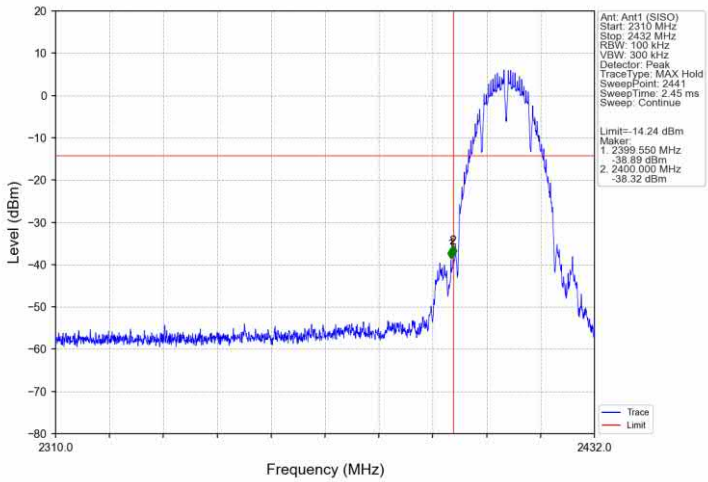

802.11b_HCH_2462MHz_Ant1 (SISO)_NTNV

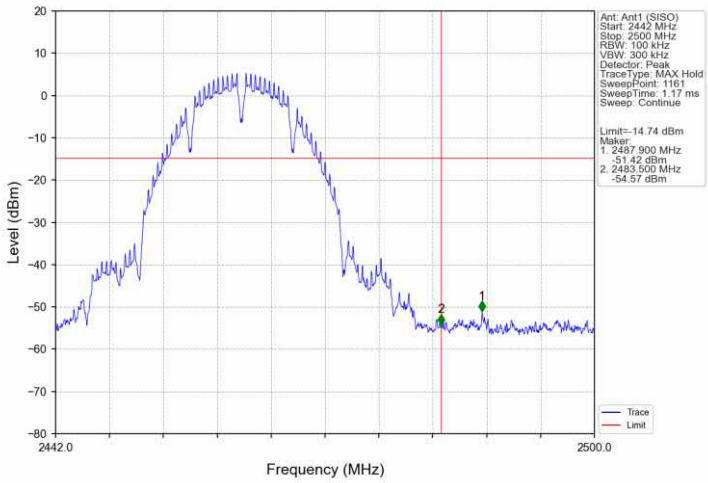

802.11g_LCH_2412MHz_Ant1 (SISO)_NTNV

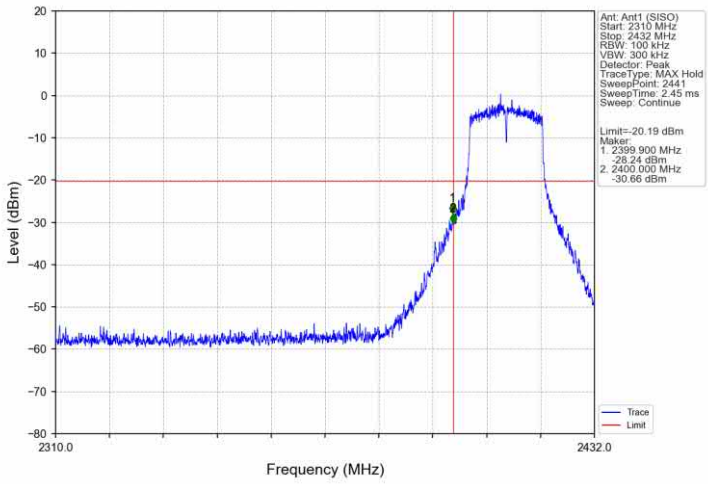

TÜV SÜD Certification and Testing (China) Co., Ltd. Shenzhen Branch
Building 12 & 13, Zhiheng Wisdomland Business Park, Guankou Erlu, Nantou, Nanshan District,
Shenzhen, Guangdong, China Tel. +86 755 8828 6998, Fax: +86 755 8828 5299

802.11g_HCH_2462MHz_Ant1 (SISO)_NTNV

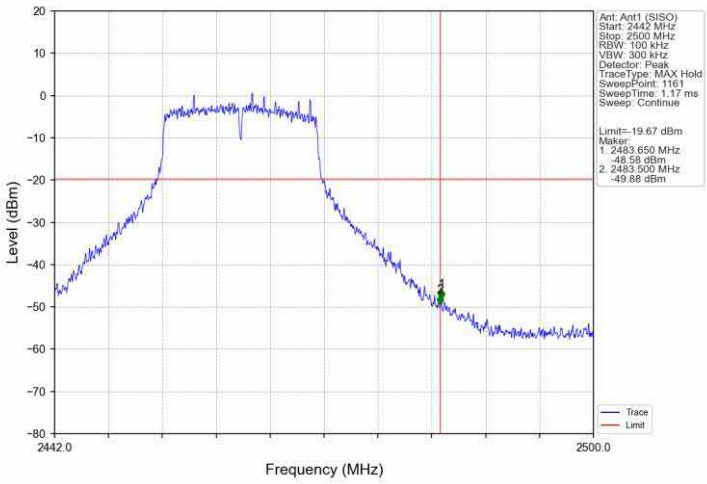

802.11n(HT20)_LCH_2412MHz_Ant1 (SISO)_NTNV

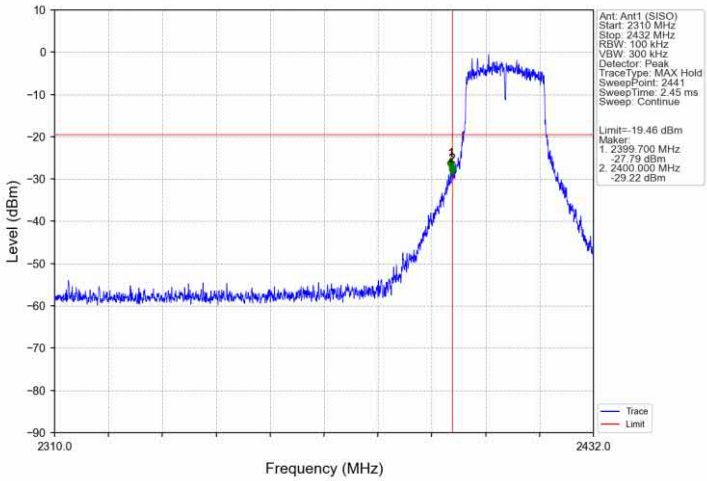

802.11n(HT20)_HCH_2462MHz_Ant1 (SISO)_NTNV

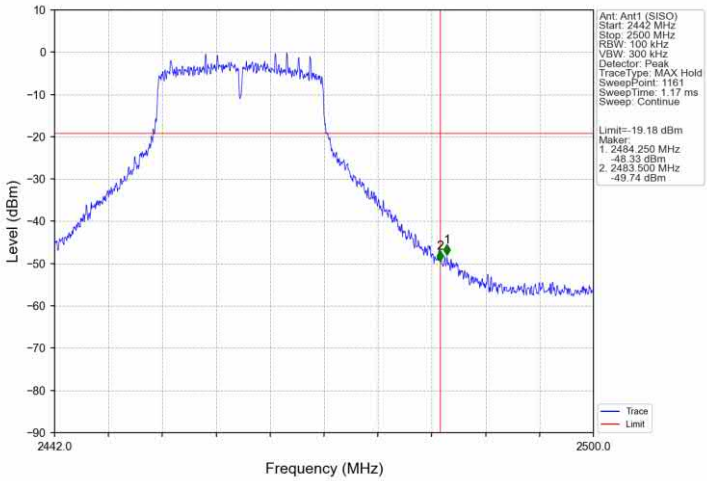

TÜV SÜD Certification and Testing (China) Co., Ltd. Shenzhen Branch
Building 12 & 13, Zhiheng Wisdomland Business Park, Guankou Erlu, Nantou, Nanshan District,
Shenzhen, Guangdong, China Tel. +86 755 8828 6998, Fax: +86 755 8828 5299

802.11n(HT40)_LCH_2422MHz_Ant1 (SISO)_NTNV

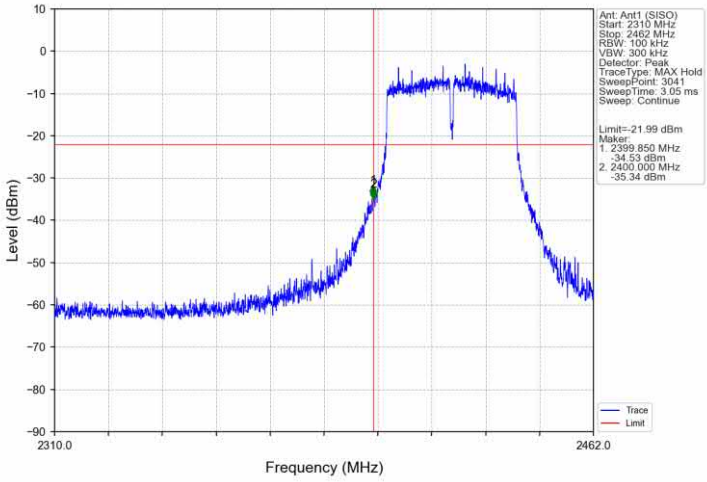

802.11n(HT40)_HCH_2452MHz_Ant1 (SISO)_NTNV

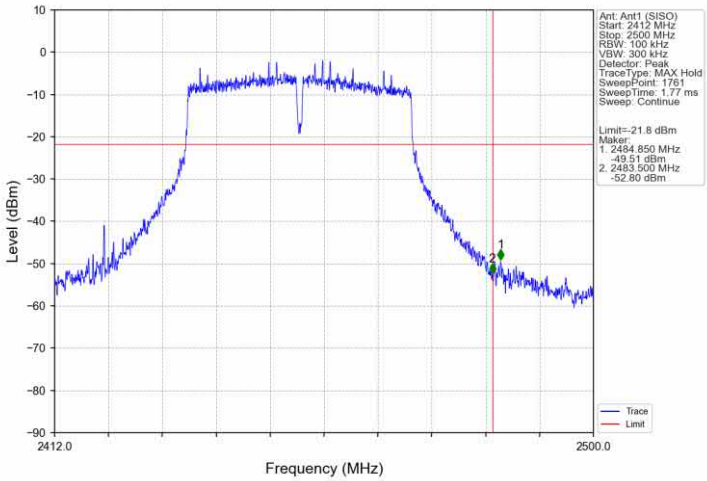

802.11ax(HEW20)_LCH_2412MHz_Ant1 (SISO)_NTNV

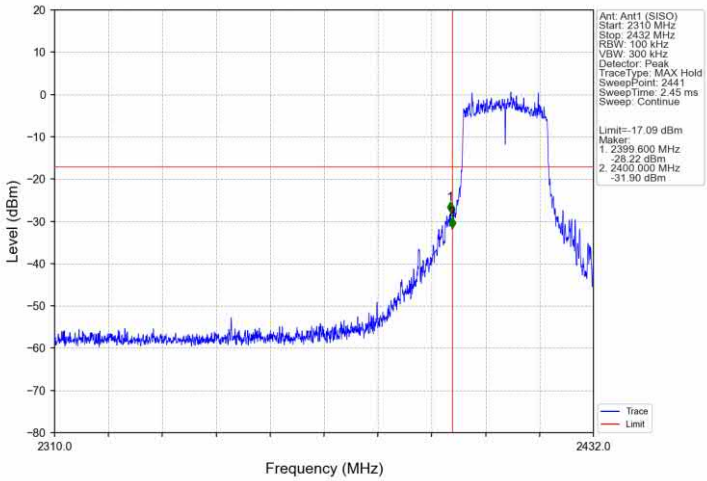

TÜV SÜD Certification and Testing (China) Co., Ltd. Shenzhen Branch
Building 12 & 13, Zhiheng Wisdomland Business Park, Guankou Erlu, Nantou, Nanshan District,
Shenzhen, Guangdong, China Tel. +86 755 8828 6998, Fax: +86 755 8828 5299

802.11ax(HEW20)_HCH_2462MHz_Ant1 (SISO)_NTNV

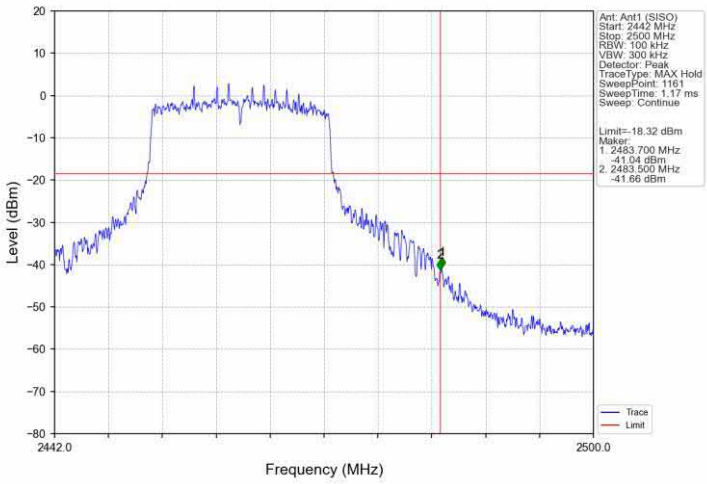

802.11ax(HEW40)_LCH_2422MHz_Ant1 (SISO)_NTNV

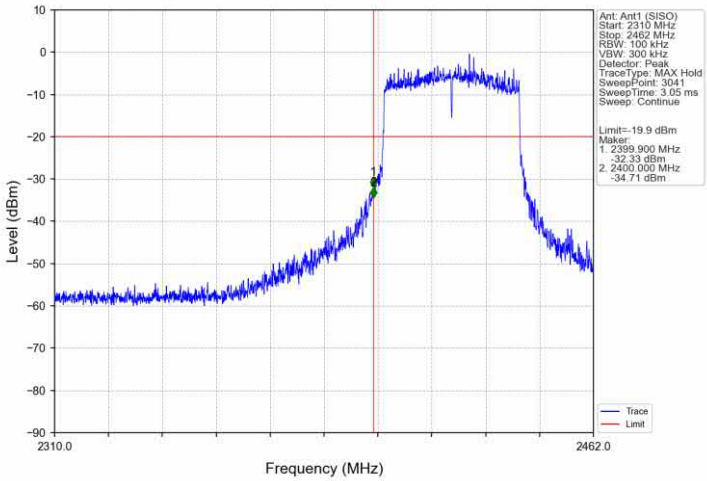

802.11ax(HEW40)_HCH_2452MHz_Ant1 (SISO)_NTNV

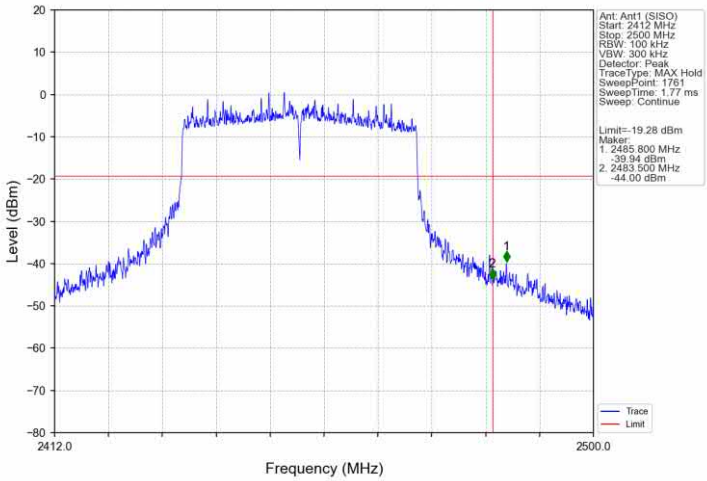

TÜV SÜD Certification and Testing (China) Co., Ltd. Shenzhen Branch
Building 12 & 13, Zhiheng Wisdomland Business Park, Guankou Erlu, Nantou, Nanshan District,
Shenzhen, Guangdong, China Tel. +86 755 8828 6998, Fax: +86 755 8828 5299

9.7 Spurious radiated emissions for transmitter

Test Method

1. The EUT was place on a turn table which is 1.5m above ground plane for above 1GHz and 0.8m above ground for below 1GHz at 3 meter chamber room for test. The table was rotated 360 degrees to determine the position of the highest radiation.
2. The EUT was set 3 meters away from the interference – receiving antenna, which was mounted on the top of a variable – height antenna tower.
3. The height of antenna is varied from one meter to four meters above the ground to determine the maximum value of the field strength. Both horizontal and vertical polarizations of the antenna are set to make the measurement.
4. For each suspected emission, the EUT was arranged to its worst case and then the antenna was tuned to heights from 1 meter to 4 meters and the rotatable table was turned from 0 degrees to 360 degrees to find the maximum reading.
5. Use the following spectrum analyzer settings According to C63.10:

1) Procedure for Unwanted Emissions Measurements Below 1000 MHz
Span = wide enough to capture the peak level of the in-band emission and all spurious
RBW = 100 KHz to 120KHz, VBW≥RBW for peak measurement, Sweep = auto, Detector function = peak, Trace = max hold.

2) For Peak unwanted emissions Above 1GHz:
Span = wide enough to capture the peak level of the in-band emission and all spurious
RBW = 1MHz, VBW≥RBW for peak measurement, Sweep = auto, Detector function = peak, Trace = max hold.

3) Procedures for average unwanted emissions measurements above 1000 MHz
a) RBW = 1MHz.
b) VBW \ [3 × RBW].
c) Detector = RMS (power averaging), if [span / (# of points in sweep)] \ RBW / 2. Satisfying this condition can require increasing the number of points in the sweep or reducing the span. If the condition is not satisfied, then the detector mode shall be set to peak.
d) Averaging type = power (i.e., rms) (As an alternative, the detector and averaging type may be set for linear voltage averaging. Some instruments require linear display mode to use linear voltage averaging. Log or dB averaging shall not be used.)
e) Sweep time = auto.
f) Perform a trace average of at least 100 traces if the transmission is continuous. If the transmission is not continuous, then the number of traces shall be increased by a factor of 1 / D, where D is the duty cycle. For example, with 50% duty cycle, at least 200 traces shall be averaged. (If a specific emission is demonstrated to be continuous—i.e., 100% duty cycle—then rather than turning ON and OFF with the transmit cycle, at least 100 traces shall be averaged.)
g) If tests are performed with the EUT transmitting at a duty cycle less than 98%, then a correction factor shall be added to the measurement results prior to comparing with the emission limit, to compute the emission level that would have been measured had the test been performed at 100% duty cycle. The correction factor is computed as follows:
1) If power averaging (rms) mode was used in the preceding step e), then the correction factor is [10 log (1 / D)], where D is the duty cycle. For example, if the transmit duty cycle was 50%, then 3 dB shall be added to the measured emission levels.
2) If linear voltage averaging mode was used in the preceding step e), then the correction factor is [20 log (1 / D)], where D is the duty cycle. For example, if the transmit duty cycle was 50%, then 6 dB shall be added to the measured emission levels.
3) If a specific emission is demonstrated to be continuous (100% duty cycle) rather than

TÜV SÜD Certification and Testing (China) Co., Ltd. Shenzhen Branch
Building 12 & 13, Zhiheng Wisdomland Business Park, Guankou Erlu, Nantou, Nanshan District, Shenzhen, Guangdong, China Tel. +86 755 8828 6998, Fax: +86 755 8828 5299

turning ON and OFF with the transmit cycle, then no duty cycle correction is required for that emission(AV) at frequency above 1GHz.

Limit

In any 100 kHz bandwidth outside the frequency band in which the spread spectrum or digitally modulated device is operating, the RF power that is produced shall be at least 20 dB below that in the 100 kHz bandwidth within the band that contains the highest level of the desired power, based on either an RF conducted or a radiated measurement, provided that the transmitter demonstrates compliance with the peak conducted power limits. If the transmitter complies with the conducted power limits based on the use of RMS averaging over a time interval, as permitted under § 15.247(b)(3), the attenuation required shall be 30 dB instead of 20 dB. Attenuation below the general field strength limits specified in § 15.209(a) is not required. In addition, radiated emissions which fall in the restricted bands, as defined in§ 15.205(a), must also comply with the radiated emission limits specified in § 15.209(a).

Frequency MHz	Field Strength μV/m	Field Strength dBμV/m	Detector	Measurement distance meters
0.009-0.490	2400/F(kHz)	48.5-13.8	AV	300
0.490-1.705	24000/F(kHz)	33.8-23.0	QP	30
1.705-30	30	29.5	QP	30
30-88	100	40	QP	3
88-216	150	43.5	QP	3
216-960	200	46	QP	3
960-1000	500	54	QP	3
Above 1000	500	54	AV	3
Above 1000	5000	74	PK	3

Note 1: Limit 3m(dBμV/m)=Limit 300m(dBμV/m)+40Log(300m/3m) (Below 30MHz)
Note 2: Limit 3m(dBμV/m)=Limit 30m(dBμV/m)+40Log(30m/3m) (Below 30MHz)

15.205 (a) Except as shown in paragraph (d) of this section, only spurious emissions are permitted in any of the frequency bands listed below:

MHz	MHz	MHz	GHz
0.090-0.110	16.42-16.423	399.9-410	4.5-5.15
\1\ 0.495-0.505	16.69475-16.69525	608-614	5.35-5.46
2.1735-2.1905	16.80425-16.80475	960-1240	7.25-7.75
4.125-4.128	25.5-25.67	1300-1427	8.025-8.5
4.17725-4.17775	37.5-38.25	1435-1626.5	9.0-9.2
4.20725-4.20775	73-74.6	1645.5-1646.5	9.3-9.5
6.215-6.218	74.8-75.2	1660-1710	10.6-12.7
6.26775-6.26825	108-121.94	1718.8-1722.2	13.25-13.4
6.31175-6.31225	123-138	2200-2300	14.47-14.5
8.291-8.294	149.9-150.05	2310-2390	15.35-16.2
8.362-8.366	156.52475-156.52525	2483.5-2500	17.7-21.4
8.37625-8.38675	156.7-156.9	2690-2900	22.01-23.12
8.41425-8.41475	162.0125-167.17	3260-3267	23.6-24.0
12.29-12.293.	167.72-173.2	3332-3339	31.2-31.8
12.51975-12.52025	240-285	3345.8-3358	36.43-36.5
12.57675-12.57725	322-335.4	3600-4400	(\2\)
13.36-13.41			

TÜV SÜD Certification and Testing (China) Co., Ltd. Shenzhen Branch
Building 12 & 13, Zhiheng Wisdomland Business Park, Guankou Erlu, Nantou, Nanshan District, Shenzhen, Guangdong, China Tel. +86 755 8828 6998, Fax: +86 755 8828 5299

Spurious radiated emissions for transmitter

According to C63.10, if the peak (or quasi-peak) measured value complies with the average limit, it is unnecessary to perform an average measurement, so AV emission value did not show in below table if the peak value complies with average limit.

All test modes at test frequencies from 9KHz to 1GHz were evaluated in the report, but only the only poor case test results were listed.

Transmitting spurious emission test result as below:

Test data_9KHz to 30MHz---802.11b-2412MHz

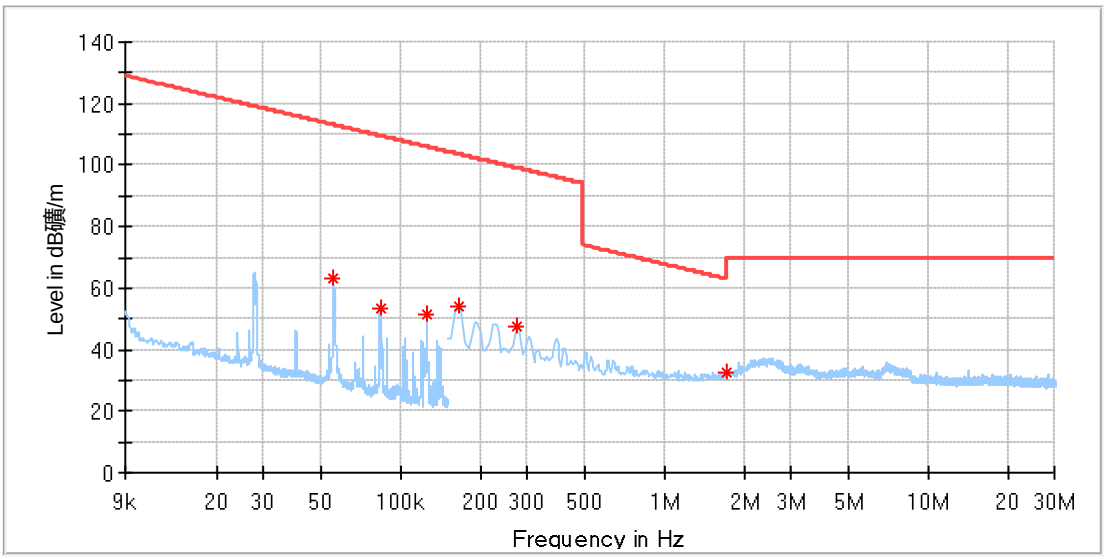

Critical_Freqs

Frequency (MHz)	MaxPeak (dBµV/m)	Limit (dBµV/m)	Margin (dB)	Pol	Azimuth (deg)	Corr. (dB/m)
0.055577	62.86	113.06	50.19	H	136.0	19.92
0.083307	53.38	109.52	56.13	H	200.0	19.92
0.124620	51.27	105.99	54.72	H	264.0	19.92
0.164925	54.06	103.54	49.48	H	0.0	19.89
0.274375	47.57	99.08	51.51	H	0.0	19.90
1.702200	32.36	63.01	30.65	H	322.0	20.02

Final_Result

Frequency (MHz)	QuasiPeak (dBµV/m)	Limit (dBµV/m)	Margin (dB)	Pol	Azimuth (deg)	Corr. (dB/m)
---	---	---	---		---	---

TÜV SÜD Certification and Testing (China) Co., Ltd. Shenzhen Branch
Building 12 & 13, Zhiheng Wisdomland Business Park, Guankou Erlu, Nantou, Nanshan District,
Shenzhen, Guangdong, China Tel. +86 755 8828 6998, Fax: +86 755 8828 5299

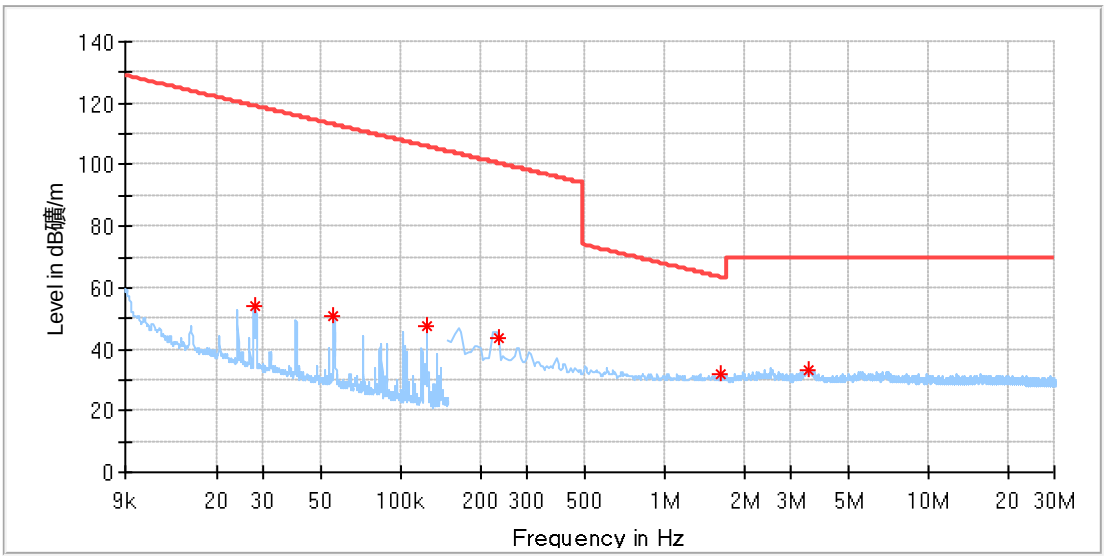

Critical_Freqs

Frequency (MHz)	MaxPeak (dBµV/m)	Limit (dBµV/m)	Margin (dB)	Pol	Azimuth (deg)	Corr. (dB/m)
0.027753	53.84	119.14	65.30	V	278.0	19.88
0.055624	50.99	113.05	62.06	V	270.0	19.92
0.124573	47.27	105.99	58.72	V	9.0	19.92
0.234575	43.46	100.45	56.99	V	196.0	19.88
1.642500	31.98	63.33	31.35	V	179.0	20.01
3.528025	32.90	70.00	37.10	V	22.0	20.13

Final_Result

Frequency (MHz)	QuasiPeak (dBµV/m)	Limit (dBµV/m)	Margin (dB)	Pol	Azimuth (deg)	Corr. (dB/m)
---	---	---	---		---	---

TÜV SÜD Certification and Testing (China) Co., Ltd. Shenzhen Branch
Building 12 & 13, Zhiheng Wisdomland Business Park, Guankou Erlu, Nantou, Nanshan District,
Shenzhen, Guangdong, China Tel. +86 755 8828 6998, Fax: +86 755 8828 5299

Test data_30MHz to 1000MHz---802.11b-2412MHz

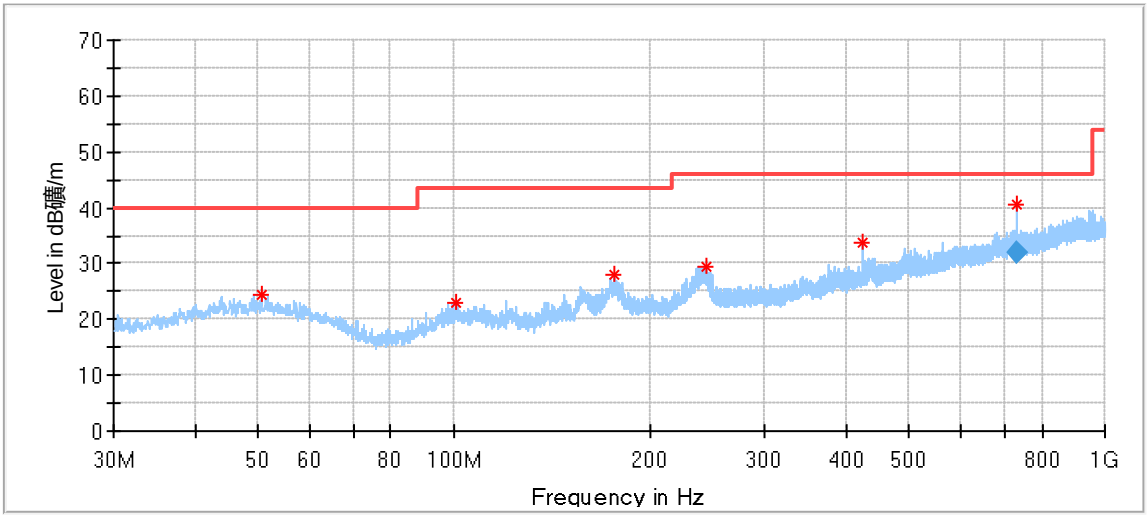

Critical_Freqs

Frequency (MHz)	MaxPeak (dBµV/m)	Limit (dBµV/m)	Margin (dB)	Height (cm)	Pol	Azimuth (deg)	Corr. (dB/m)
50.693333	24.37	40.00	15.63	200.0	H	307.0	18.18
101.079444	22.87	43.50	20.63	200.0	H	255.0	15.92
176.308333	28.10	43.50	15.40	200.0	H	76.0	13.83
244.046667	29.43	46.00	16.57	200.0	H	32.0	17.34
424.520556	33.90	46.00	12.10	200.0	H	0.0	21.67
733.465556	40.58	46.00	5.42	200.0	H	97.0	27.07

Final_Result

Frequency (MHz)	QuasiPeak (dBµV/m)	Limit (dBµV/m)	Margin (dB)	Height (cm)	Pol	Azimuth (deg)	Corr. (dB/m)
733.465556	32.03	46.00	13.97	200.0	H	97.0	27.07

TÜV SÜD Certification and Testing (China) Co., Ltd. Shenzhen Branch
Building 12 & 13, Zhiheng Wisdomland Business Park, Guankou Erlu, Nantou, Nanshan District,
Shenzhen, Guangdong, China Tel. +86 755 8828 6998, Fax: +86 755 8828 5299

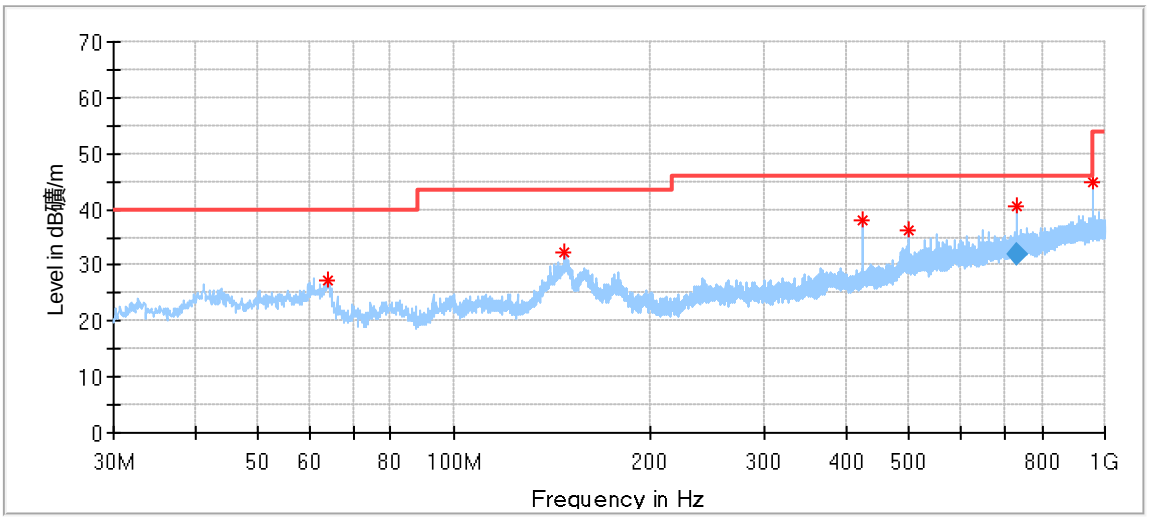

Critical_Freqs

Frequency (MHz)	MaxPeak (dBµV/m)	Limit (dBµV/m)	Margin (dB)	Height (cm)	Pol	Azimuth (deg)	Corr. (dB/m)
64.219444	27.11	40.00	12.89	100.0	V	356.0	15.67
148.124444	32.18	43.50	11.32	100.0	V	260.0	12.57
424.520556	38.12	46.00	7.88	100.0	V	291.0	21.67
499.965000	36.21	46.00	9.79	100.0	V	19.0	23.00
733.519444	40.49	46.00	5.51	100.0	V	50.0	27.08
960.122222	44.82	54.00	9.18	100.0	V	270.0	29.58

Final_Result

Frequency (MHz)	QuasiPeak (dBµV/m)	Limit (dBµV/m)	Margin (dB)	Height (cm)	Pol	Azimuth (deg)	Corr. (dB/m)
733.519444	32.09	46.00	13.91	100.0	V	50.0	27.08

TÜV SÜD Certification and Testing (China) Co., Ltd. Shenzhen Branch
Building 12 & 13, Zhiheng Wisdomland Business Park, Guankou Erlu, Nantou, Nanshan District,
Shenzhen, Guangdong, China Tel. +86 755 8828 6998, Fax: +86 755 8828 5299

Test data 1GHz – 18GHz:

802.11b Modulation 2412MHz Test Result

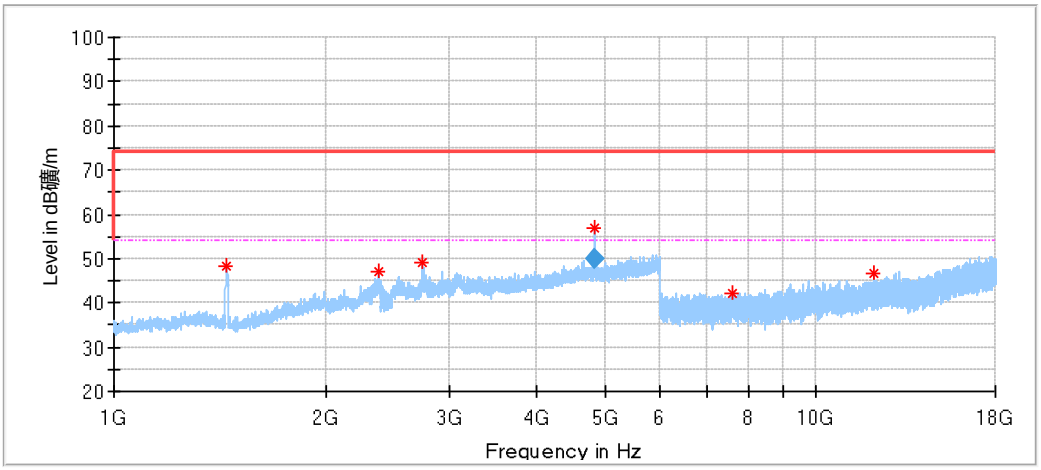

Critical_Freqs

Frequency (MHz)	MaxPeak (dBµV/m)	Limit (dBµV/m)	Margin (dB)	Height (cm)	Pol	Azimuth (deg)	Corr. (dB/m)
1449.000000	48.41	74.00	25.59	150.0	H	261.0	-9.33
2386.500000	47.03	74.00	26.97	150.0	H	69.0	-2.52
2755.500000	49.15	74.00	24.85	150.0	H	261.0	-1.91
4824.000000	56.95	74.00	17.05	150.0	H	261.0	4.25
7578.500000	42.27	74.00	31.73	150.0	H	128.0	10.07
12097.500000	46.60	74.00	27.40	150.0	H	212.0	15.94

Final_Result

Frequency (MHz)	Average (dBµV/m)	Limit (dBµV/m)	Margin (dB)	Height (cm)	Pol	Azimuth (deg)	Corr. (dB/m)
4824.000000	50.13	54.00	3.87	150.0	H	261.0	4.25

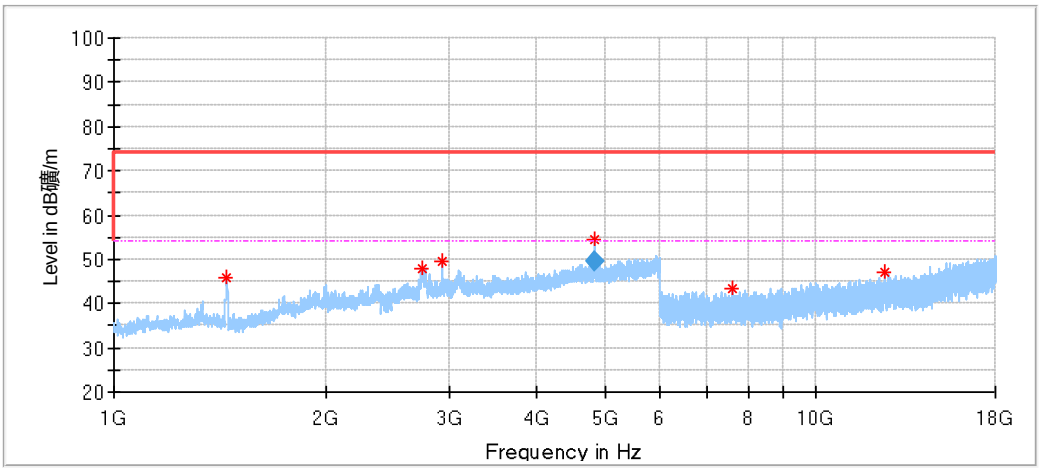

Critical_Freqs

Frequency (MHz)	MaxPeak (dBµV/m)	Limit (dBµV/m)	Margin (dB)	Height (cm)	Pol	Azimuth (deg)	Corr. (dB/m)
1446.000000	45.77	74.00	28.23	150.0	V	207.0	-9.29
2747.500000	47.73	74.00	26.27	150.0	V	0.0	-1.93
2935.500000	49.36	74.00	24.64	150.0	V	318.0	-0.69
4824.000000	54.46	74.00	19.54	150.0	V	207.0	4.25
7620.000000	43.43	74.00	30.57	150.0	V	10.0	10.49
12513.500000	46.99	74.00	27.01	150.0	V	0.0	16.42

Final_Result

Frequency (MHz)	Average (dBµV/m)	Limit (dBµV/m)	Margin (dB)	Height (cm)	Pol	Azimuth (deg)	Corr. (dB/m)
4824.000000	49.35	54.00	4.65	150.0	V	207.0	4.25

TÜV SÜD Certification and Testing (China) Co., Ltd. Shenzhen Branch
Building 12 & 13, Zhiheng Wisdomland Business Park, Guankou Erlu, Nantou, Nanshan District,
Shenzhen, Guangdong, China Tel. +86 755 8828 6998, Fax: +86 755 8828 5299

802.11b Modulation 2437MHz Test Result

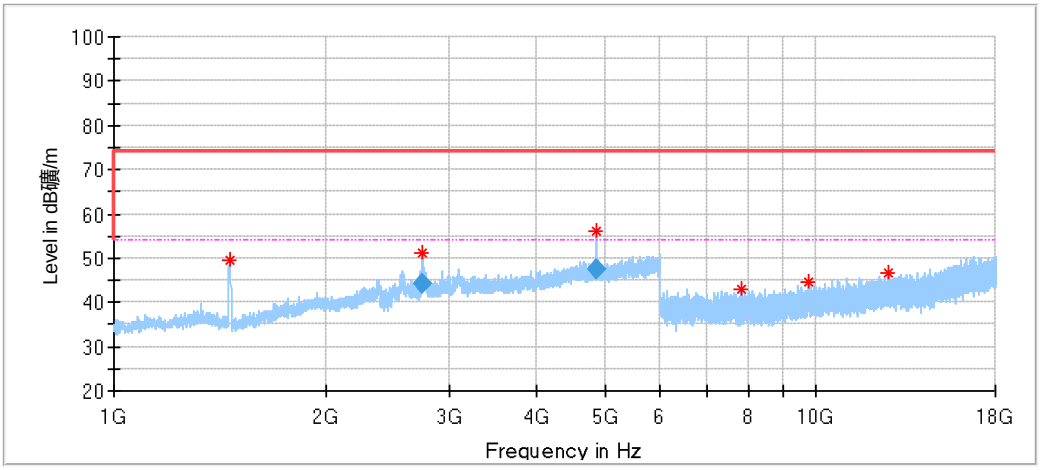

Critical_Freqs

Frequency (MHz)	MaxPeak (dBµV/m)	Limit (dBµV/m)	Margin (dB)	Height (cm)	Pol	Azimuth (deg)	Corr. (dB/m)
1461.500000	49.61	74.00	24.39	150.0	H	262.0	-9.37
2748.500000	51.30	74.00	22.70	150.0	H	57.0	-1.93
4874.000000	56.25	74.00	17.75	150.0	H	125.0	4.17
7828.000000	42.78	74.00	31.22	150.0	H	294.0	10.55
9764.000000	44.64	74.00	29.36	150.0	H	149.0	14.04
12642.000000	46.50	74.00	27.50	150.0	H	94.0	16.18

Final_Result

Frequency (MHz)	Average (dBµV/m)	Limit (dBµV/m)	Margin (dB)	Height (cm)	Pol	Azimuth (deg)	Corr. (dB/m)
2748.500000	44.10	54.00	9.90	150.0	H	57.0	-1.93
4874.000000	47.55	54.00	6.45	150.0	H	125.0	4.17

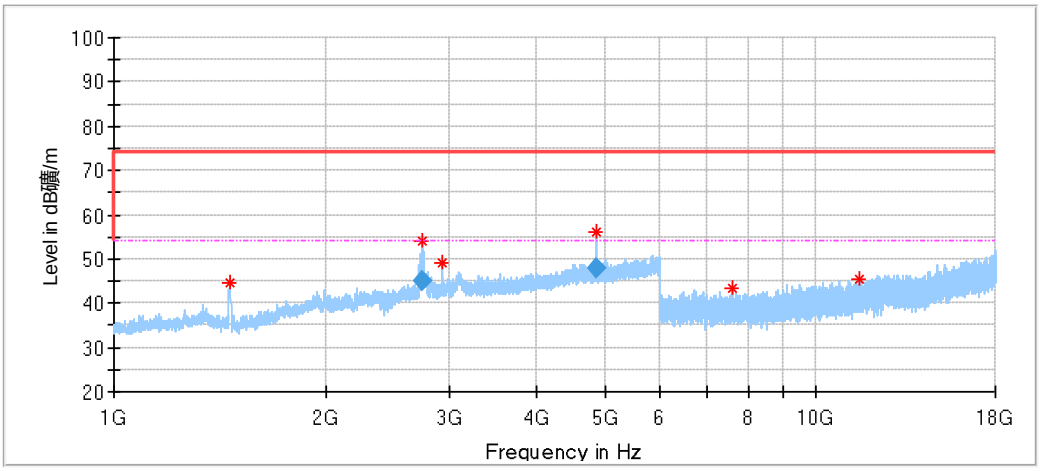

Critical_Freqs

Frequency (MHz)	MaxPeak (dBµV/m)	Limit (dBµV/m)	Margin (dB)	Height (cm)	Pol	Azimuth (deg)	Corr. (dB/m)
1461.000000	44.59	74.00	29.41	150.0	V	279.0	-9.37
2751.000000	53.93	74.00	20.07	150.0	V	328.0	-1.93
2934.000000	48.96	74.00	25.04	150.0	V	314.0	-0.71
4874.000000	55.92	74.00	18.08	150.0	V	211.0	4.17
7587.000000	43.22	74.00	30.78	150.0	V	230.0	10.16
11516.000000	45.31	74.00	28.69	150.0	V	90.0	15.06

Final_Result

Frequency (MHz)	Average (dBµV/m)	Limit (dBµV/m)	Margin (dB)	Height (cm)	Pol	Azimuth (deg)	Corr. (dB/m)
2751.000000	44.84	54.00	9.16	150.0	V	328.0	-1.93
4874.000000	47.72	54.00	6.38	150.0	V	211.0	4.17

TÜV SÜD Certification and Testing (China) Co., Ltd. Shenzhen Branch
Building 12 & 13, Zhiheng Wisdomland Business Park, Guankou Erlu, Nantou, Nanshan District,
Shenzhen, Guangdong, China Tel. +86 755 8828 6998, Fax: +86 755 8828 5299

802.11b Modulation 2462MHz Test Result

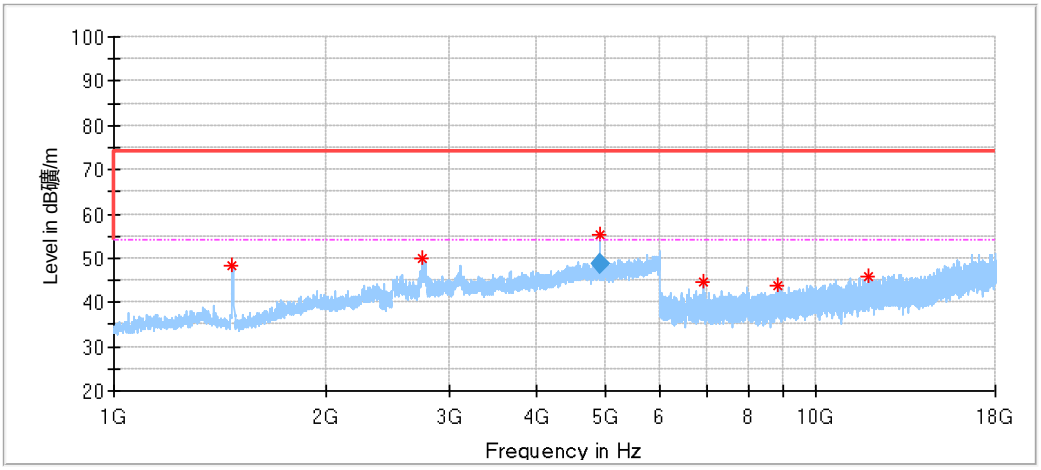

Critical_Freqs

Frequency (MHz)	MaxPeak (dBµV/m)	Limit (dBµV/m)	Margin (dB)	Height (cm)	Pol	Azimuth (deg)	Corr. (dB/m)
1476.000000	48.18	74.00	25.82	150.0	H	267.0	-9.40
2742.500000	49.84	74.00	24.16	150.0	H	267.0	-1.94
4924.000000	55.24	74.00	18.76	150.0	H	112.0	4.23
6914.500000	44.80	74.00	29.20	150.0	H	70.0	9.59
8802.500000	43.85	74.00	30.15	150.0	H	18.0	12.18
11864.500000	45.71	74.00	28.29	150.0	H	126.0	16.18

Final_Result

Frequency (MHz)	Average (dBµV/m)	Limit (dBµV/m)	Margin (dB)	Height (cm)	Pol	Azimuth (deg)	Corr. (dB/m)
4924.000000	48.66	54.00	5.34	150.0	H	112.0	4.23

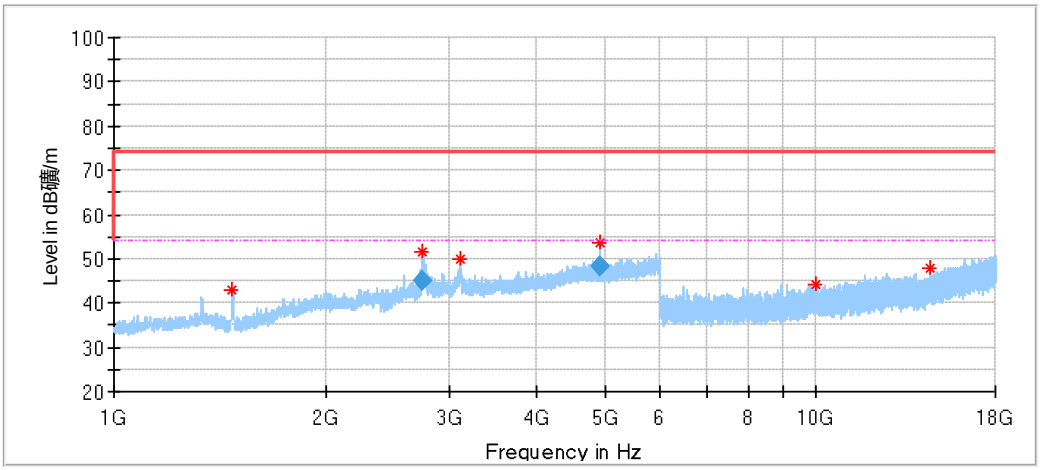

Critical_Freqs

Frequency (MHz)	MaxPeak (dBµV/m)	Limit (dBµV/m)	Margin (dB)	Height (cm)	Pol	Azimuth (deg)	Corr. (dB/m)
1475.000000	43.02	74.00	30.98	150.0	V	183.0	-9.40
2752.000000	51.72	74.00	22.28	150.0	V	359.0	-1.93
3116.000000	49.81	74.00	24.19	150.0	V	170.0	0.98
4924.000000	53.73	74.00	20.27	150.0	V	211.0	4.23
9977.500000	44.35	74.00	29.65	150.0	V	1.0	14.22
14531.500000	47.70	74.00	26.30	150.0	V	43.0	17.39

Final_Result

Frequency (MHz)	Average (dBµV/m)	Limit (dBµV/m)	Margin (dB)	Height (cm)	Pol	Azimuth (deg)	Corr. (dB/m)
2752.000000	45.12	54.00	8.88	150.0	V	359.0	-1.93
4924.000000	48.35	54.00	5.65	150.0	V	211.0	4.23

802.11g Modulation 2412MHz Test Result

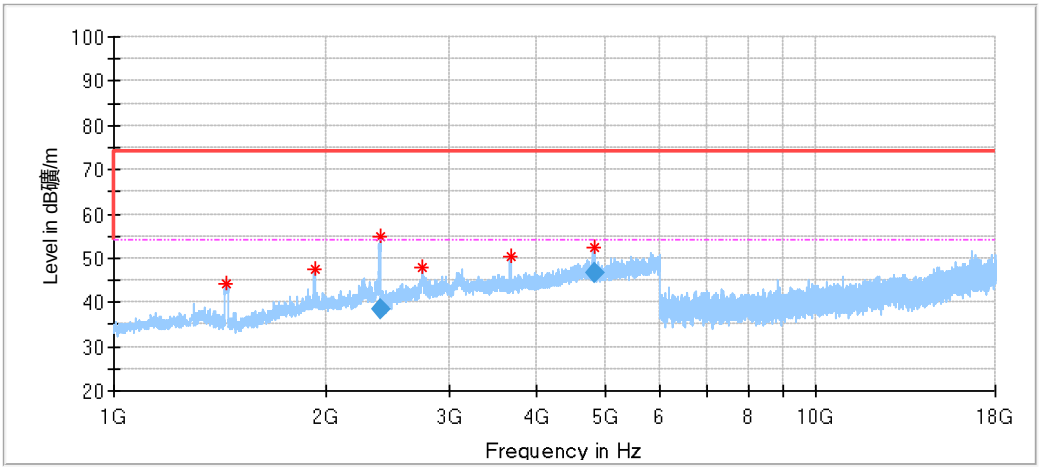

Critical_Freqs

Frequency (MHz)	MaxPeak (dBµV/m)	Limit (dBµV/m)	Margin (dB)	Height (cm)	Pol	Azimuth (deg)	Corr. (dB/m)
1444.500000	44.31	74.00	29.69	150.0	H	0.0	-9.27
1929.500000	47.68	74.00	26.32	150.0	H	204.0	-4.34
2394.000000	55.05	74.00	18.95	150.0	H	95.0	-2.46
2755.000000	47.85	74.00	26.15	150.0	H	327.0	-1.91
3667.500000	50.27	74.00	23.73	150.0	H	341.0	0.50
4821.500000	52.30	74.00	21.70	150.0	H	286.0	4.25

Final_Result

Frequency (MHz)	Average (dBµV/m)	Limit (dBµV/m)	Margin (dB)	Height (cm)	Pol	Azimuth (deg)	Corr. (dB/m)
2394.000000	38.63	54.00	15.37	150.0	H	95.0	-2.46
4821.500000	46.68	54.00	7.32	150.0	H	286.0	4.25

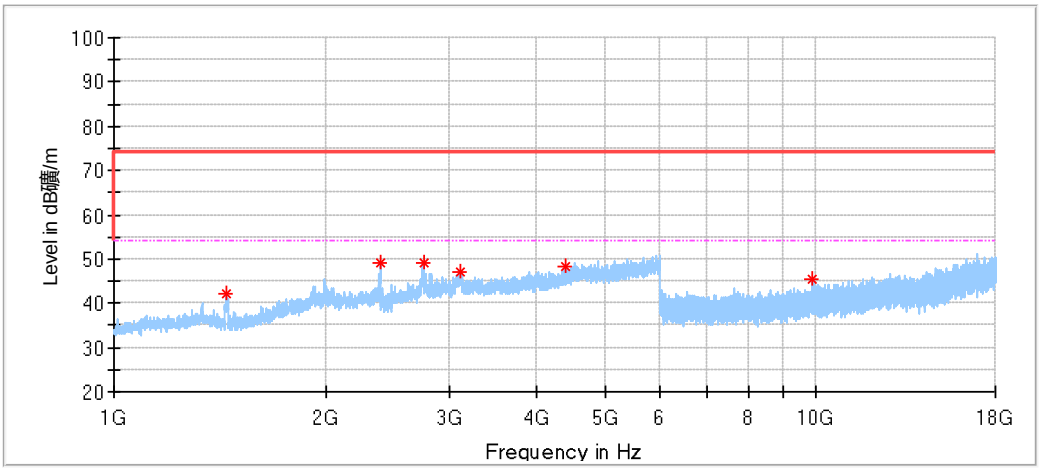

Critical_Freqs

Frequency (MHz)	MaxPeak (dBµV/m)	Limit (dBµV/m)	Margin (dB)	Height (cm)	Pol	Azimuth (deg)	Corr. (dB/m)
1448.000000	42.24	74.00	31.76	150.0	V	218.0	-9.32
2392.500000	48.95	74.00	25.05	150.0	V	175.0	-2.47
2760.000000	49.11	74.00	24.89	150.0	V	330.0	-1.89
3116.500000	47.07	74.00	26.93	150.0	V	175.0	0.96
4390.000000	48.39	74.00	25.61	150.0	V	23.0	2.95
9896.000000	45.36	74.00	28.64	150.0	V	0.0	13.92

Final_Result

Frequency (MHz)	Average (dBµV/m)	Limit (dBµV/m)	Margin (dB)	Height (cm)	Pol	Azimuth (deg)	Corr. (dB/m)
---	---	---	---	---		---	---

TÜV SÜD Certification and Testing (China) Co., Ltd. Shenzhen Branch
Building 12 & 13, Zhiheng Wisdomland Business Park, Guankou Erlu, Nantou, Nanshan District,
Shenzhen, Guangdong, China Tel. +86 755 8828 6998, Fax: +86 755 8828 5299

802.11g Modulation 2437MHz Test Result

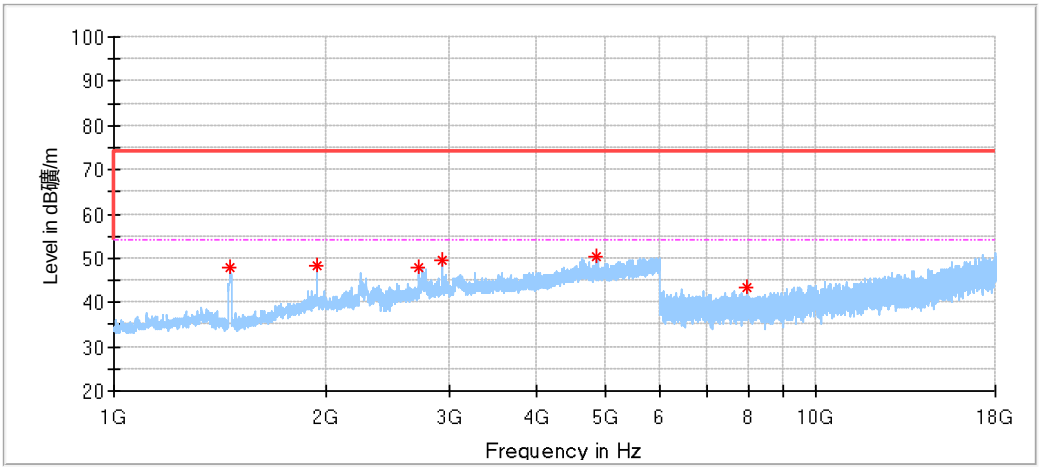

Critical_Freqs

Frequency (MHz)	MaxPeak (dBµV/m)	Limit (dBµV/m)	Margin (dB)	Height (cm)	Pol	Azimuth (deg)	Corr. (dB/m)
1459.500000	47.86	74.00	26.14	150.0	H	272.0	-9.37
1949.500000	48.45	74.00	25.55	150.0	H	37.0	-4.15
2719.000000	47.86	74.00	26.14	150.0	H	272.0	-2.00
2934.000000	49.41	74.00	24.59	150.0	H	132.0	-0.71
4871.500000	50.55	74.00	23.45	150.0	H	146.0	4.17
7978.500000	43.38	74.00	30.62	150.0	H	234.0	10.89

Final_Result

Frequency (MHz)	Average (dBµV/m)	Limit (dBµV/m)	Margin (dB)	Height (cm)	Pol	Azimuth (deg)	Corr. (dB/m)
---	---	---	---	---		---	---

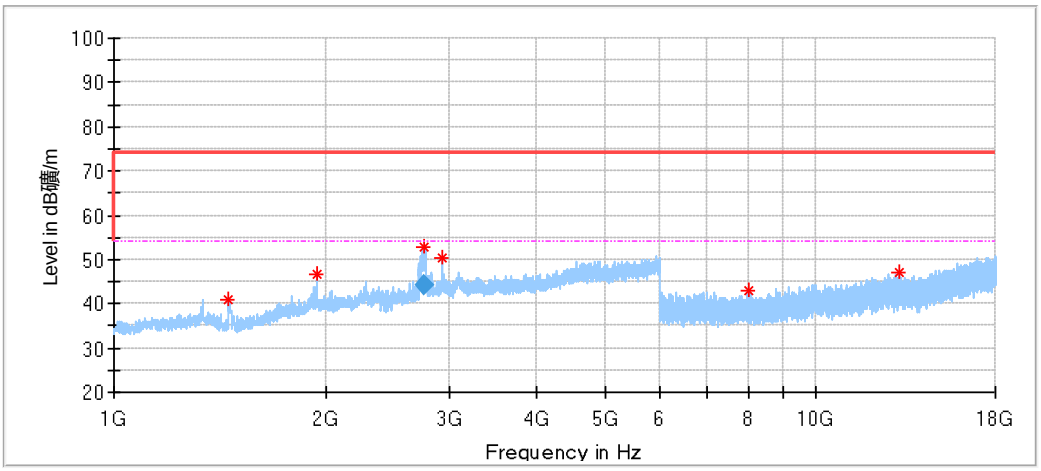

Critical_Freqs

Frequency (MHz)	MaxPeak (dBµV/m)	Limit (dBµV/m)	Margin (dB)	Height (cm)	Pol	Azimuth (deg)	Corr. (dB/m)
1457.000000	41.06	74.00	32.94	150.0	V	197.0	-9.36
1949.500000	46.49	74.00	27.51	150.0	V	224.0	-4.15
2757.500000	52.82	74.00	21.18	150.0	V	333.0	-1.90
2934.000000	50.20	74.00	23.80	150.0	V	347.0	-0.71
7997.500000	43.10	74.00	30.90	150.0	V	317.0	11.02
13147.000000	47.11	74.00	26.89	150.0	V	232.0	16.34

Final_Result

Frequency (MHz)	Average (dBµV/m)	Limit (dBµV/m)	Margin (dB)	Height (cm)	Pol	Azimuth (deg)	Corr. (dB/m)
2757.500000	44.01	54.00	9.99	150.0	V	333.0	-1.90

TÜV SÜD Certification and Testing (China) Co., Ltd. Shenzhen Branch
Building 12 & 13, Zhiheng Wisdomland Business Park, Guankou Erlu, Nantou, Nanshan District,
Shenzhen, Guangdong, China Tel. +86 755 8828 6998, Fax: +86 755 8828 5299

802.11g Modulation 2462MHz Test Result

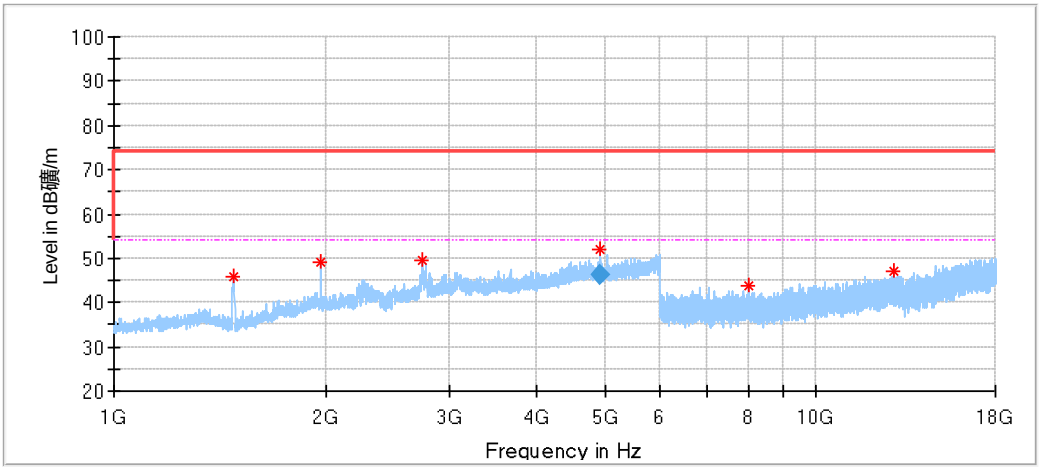

Critical_Freqs

Frequency (MHz)	MaxPeak (dBµV/m)	Limit (dBµV/m)	Margin (dB)	Height (cm)	Pol	Azimuth (deg)	Corr. (dB/m)
1479.000000	45.86	74.00	28.14	150.0	H	1.0	-9.40
1969.000000	49.25	74.00	24.75	150.0	H	207.0	-4.20
2750.500000	49.67	74.00	24.33	150.0	H	333.0	-1.93
4931.500000	52.05	74.00	21.95	150.0	H	153.0	4.22
8008.500000	43.72	74.00	30.28	150.0	H	204.0	11.00
12875.500000	47.02	74.00	26.98	150.0	H	61.0	16.51

Final_Result

Frequency (MHz)	Average (dBµV/m)	Limit (dBµV/m)	Margin (dB)	Height (cm)	Pol	Azimuth (deg)	Corr. (dB/m)
4931.500000	46.21	54.00	7.79	150.0	H	153.0	4.22

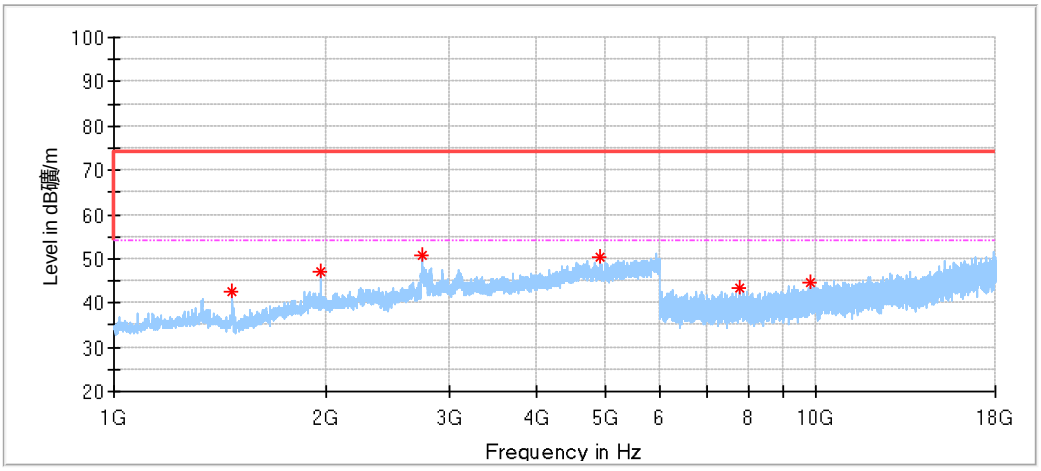

Critical_Freqs

Frequency (MHz)	MaxPeak (dBµV/m)	Limit (dBµV/m)	Margin (dB)	Height (cm)	Pol	Azimuth (deg)	Corr. (dB/m)
1471.000000	42.45	74.00	31.55	150.0	V	210.0	-9.39
1969.500000	46.99	74.00	27.01	150.0	V	142.0	-4.21
2751.500000	50.69	74.00	23.31	150.0	V	3.0	-1.93
4929.500000	50.55	74.00	23.45	150.0	V	238.0	4.22
7786.500000	43.31	74.00	30.69	150.0	V	120.0	10.42
9788.500000	44.62	74.00	29.38	150.0	V	316.0	13.88

Final_Result

Frequency (MHz)	Average (dBµV/m)	Limit (dBµV/m)	Margin (dB)	Height (cm)	Pol	Azimuth (deg)	Corr. (dB/m)
---	---	---	---	---		---	---

TÜV SÜD Certification and Testing (China) Co., Ltd. Shenzhen Branch
Building 12 & 13, Zhiheng Wisdomland Business Park, Guankou Erlu, Nantou, Nanshan District,
Shenzhen, Guangdong, China Tel. +86 755 8828 6998, Fax: +86 755 8828 5299

802.11n20 Modulation 2412MHz Test Result

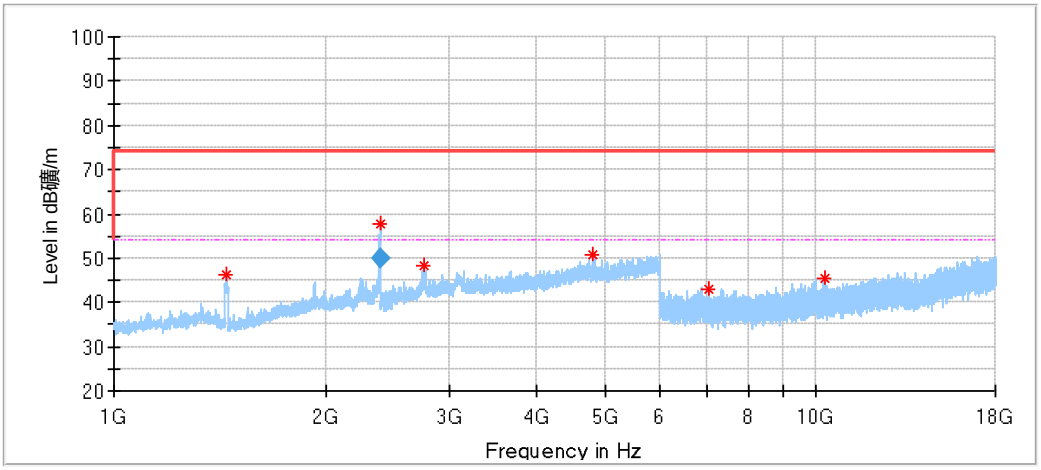

Critical_Freqs

Frequency (MHz)	MaxPeak (dBµV/m)	Limit (dBµV/m)	Margin (dB)	Height (cm)	Pol	Azimuth (deg)	Corr. (dB/m)
1447.500000	46.14	74.00	27.86	150.0	H	204.0	-9.31
2393.500000	57.74	74.00	16.26	150.0	H	218.0	-2.47
2770.500000	48.10	74.00	25.90	150.0	H	272.0	-1.82
4820.000000	50.71	74.00	23.29	150.0	H	108.0	4.25
7013.500000	42.83	74.00	31.17	150.0	H	354.0	9.29
10269.500000	45.27	74.00	28.73	150.0	H	32.0	13.82

Final_Result

Frequency (MHz)	Average (dBµV/m)	Limit (dBµV/m)	Margin (dB)	Height (cm)	Pol	Azimuth (deg)	Corr. (dB/m)
2393.500000	50.14	54.00	3.86	150.0	H	218.0	-2.47

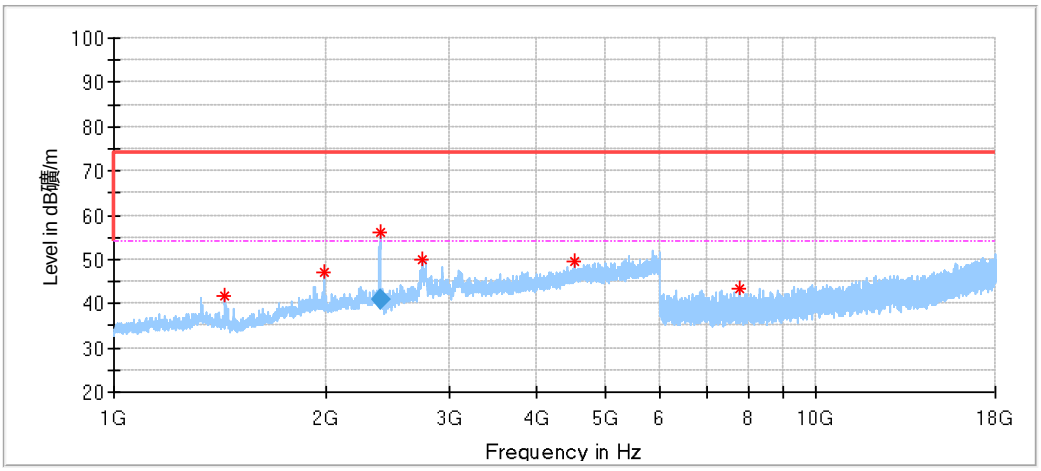

Critical_Freqs

Frequency (MHz)	MaxPeak (dBµV/m)	Limit (dBµV/m)	Margin (dB)	Height (cm)	Pol	Azimuth (deg)	Corr. (dB/m)
1439.500000	41.78	74.00	32.22	150.0	V	209.0	-9.19
1991.000000	47.26	74.00	26.74	150.0	V	356.0	-4.34
2394.500000	56.14	74.00	17.86	150.0	V	222.0	-2.46
2747.000000	49.92	74.00	24.08	150.0	V	0.0	-1.94
4525.000000	49.54	74.00	24.46	150.0	V	127.0	3.58
7775.000000	43.58	74.00	30.42	150.0	V	343.0	10.39

Final_Result

Frequency (MHz)	Average (dBµV/m)	Limit (dBµV/m)	Margin (dB)	Height (cm)	Pol	Azimuth (deg)	Corr. (dB/m)
2394.500000	40.99	54.00	13.01	150.0	V	222.0	-2.46

TÜV SÜD Certification and Testing (China) Co., Ltd. Shenzhen Branch
Building 12 & 13, Zhiheng Wisdomland Business Park, Guankou Erlu, Nantou, Nanshan District,
Shenzhen, Guangdong, China Tel. +86 755 8828 6998, Fax: +86 755 8828 5299

802.11n20 Modulation 2437MHz Test Result

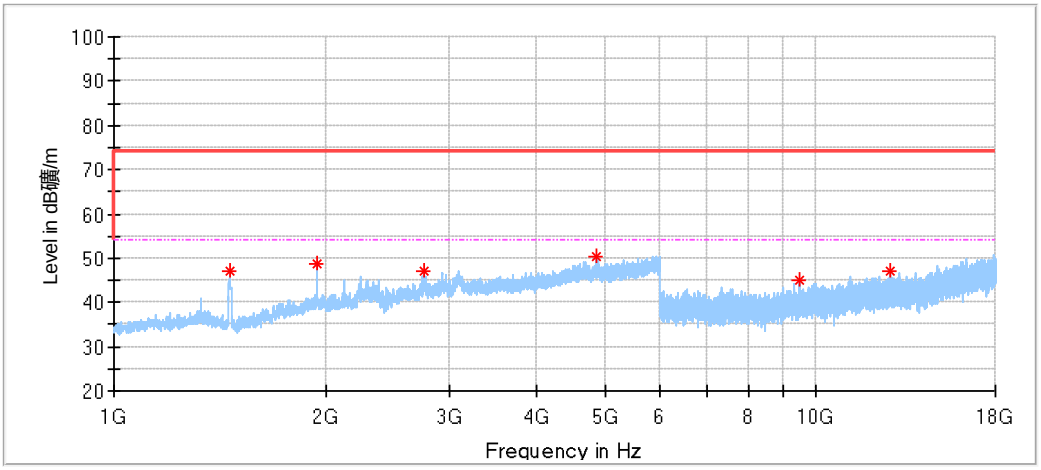

Critical_Freqs

Frequency (MHz)	MaxPeak (dBµV/m)	Limit (dBµV/m)	Margin (dB)	Height (cm)	Pol	Azimuth (deg)	Corr. (dB/m)
1466.500000	46.92	74.00	27.08	150.0	H	263.0	-9.38
1949.500000	48.64	74.00	25.36	150.0	H	222.0	-4.15
2760.500000	47.16	74.00	26.84	150.0	H	250.0	-1.88
4868.000000	50.26	74.00	23.74	150.0	H	154.0	4.17
9486.000000	45.19	74.00	28.81	150.0	H	94.0	13.28
12715.500000	47.20	74.00	26.80	150.0	H	359.0	16.23

Final_Result

Frequency (MHz)	Average (dBµV/m)	Limit (dBµV/m)	Margin (dB)	Height (cm)	Pol	Azimuth (deg)	Corr. (dB/m)
---	---	---	---	---		---	---

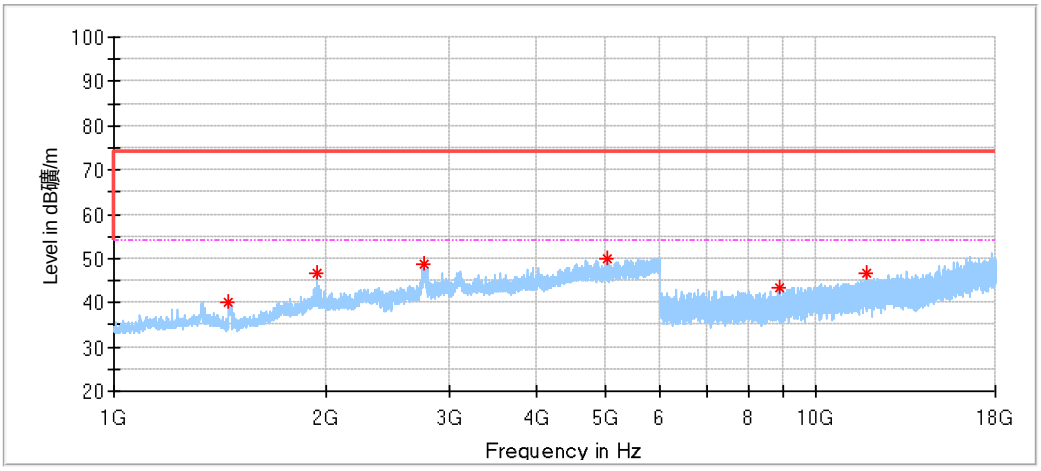

Critical_Freqs

Frequency (MHz)	MaxPeak (dBµV/m)	Limit (dBµV/m)	Margin (dB)	Height (cm)	Pol	Azimuth (deg)	Corr. (dB/m)
1454.000000	40.30	74.00	33.70	150.0	V	286.0	-9.35
1949.500000	46.56	74.00	27.44	150.0	V	136.0	-4.15
2758.500000	48.80	74.00	25.20	150.0	V	333.0	-1.90
5031.500000	50.06	74.00	23.94	150.0	V	1.0	4.38
8852.000000	43.42	74.00	30.58	150.0	V	4.0	12.25
11826.500000	46.84	74.00	27.16	150.0	V	91.0	16.11

Final_Result

Frequency (MHz)	Average (dBµV/m)	Limit (dBµV/m)	Margin (dB)	Height (cm)	Pol	Azimuth (deg)	Corr. (dB/m)
---	---	---	---	---		---	---

802.11n20 Modulation 2462MHz Test Result

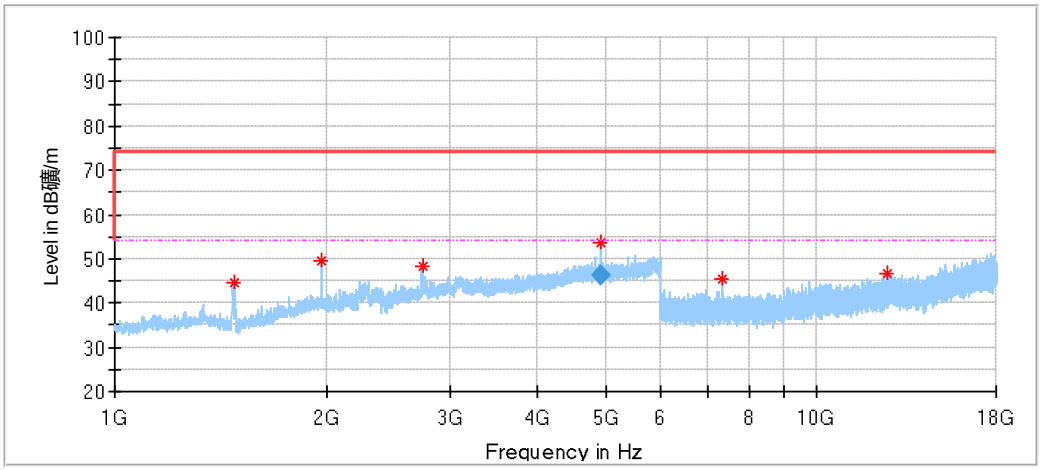

Critical_Freqs

Frequency (MHz)	MaxPeak (dBµV/m)	Limit (dBµV/m)	Margin (dB)	Height (cm)	Pol	Azimuth (deg)	Corr. (dB/m)
1479.500000	44.42	74.00	29.58	150.0	H	0.0	-9.40
1969.500000	49.56	74.00	24.44	150.0	H	194.0	-4.21
2755.000000	48.31	74.00	25.69	150.0	H	267.0	-1.91
4926.500000	53.49	74.00	20.51	150.0	H	125.0	4.23
7335.000000	45.45	74.00	28.55	150.0	H	328.0	10.38
12578.500000	46.59	74.00	27.41	150.0	H	72.0	16.28

Final_Result

Frequency (MHz)	Average (dBµV/m)	Limit (dBµV/m)	Margin (dB)	Height (cm)	Pol	Azimuth (deg)	Corr. (dB/m)
4926.500000	46.20	54.00	7.80	150.0	H	125.0	4.23

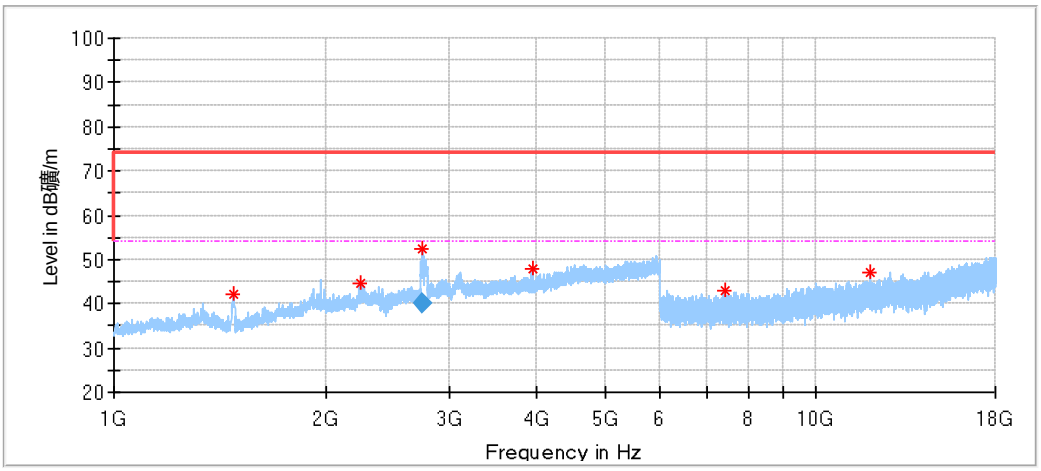

Critical_Freqs

Frequency (MHz)	MaxPeak (dBµV/m)	Limit (dBµV/m)	Margin (dB)	Height (cm)	Pol	Azimuth (deg)	Corr. (dB/m)
1481.500000	42.05	74.00	31.95	150.0	V	190.0	-9.40
2250.500000	44.82	74.00	29.18	150.0	V	279.0	-3.11
2748.000000	52.23	74.00	21.77	150.0	V	333.0	-1.93
3939.000000	47.82	74.00	26.18	150.0	V	218.0	1.21
7409.500000	43.15	74.00	30.85	150.0	V	4.0	10.27
11968.000000	47.20	74.00	26.80	150.0	V	288.0	16.23

Final_Result

Frequency (MHz)	Average (dBµV/m)	Limit (dBµV/m)	Margin (dB)	Height (cm)	Pol	Azimuth (deg)	Corr. (dB/m)
2748.000000	39.94	54.00	14.06	150.0	V	333.0	-1.93

TÜV SÜD Certification and Testing (China) Co., Ltd. Shenzhen Branch
Building 12 & 13, Zhiheng Wisdomland Business Park, Guankou Erlu, Nantou, Nanshan District,
Shenzhen, Guangdong, China Tel. +86 755 8828 6998, Fax: +86 755 8828 5299

802.11n40 Modulation 2422MHz Test Result

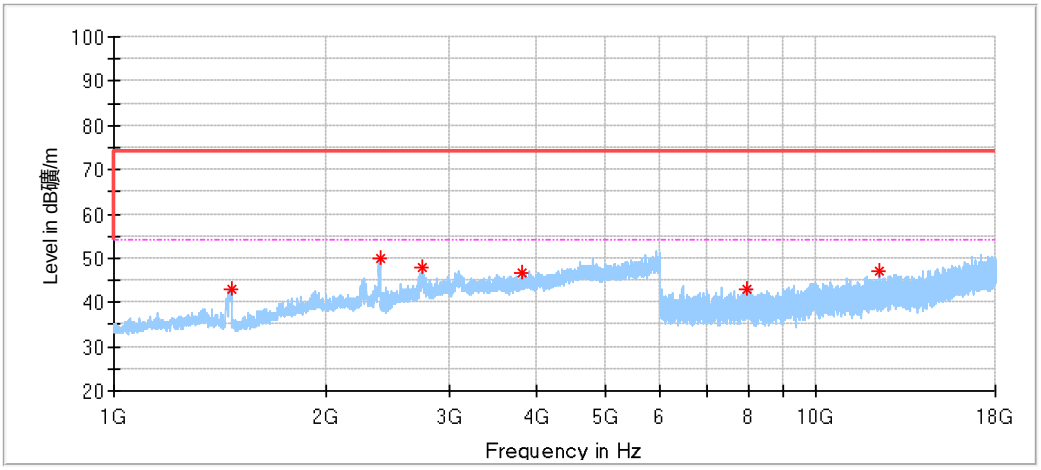

Critical_Freqs

Frequency (MHz)	MaxPeak (dBµV/m)	Limit (dBµV/m)	Margin (dB)	Height (cm)	Pol	Azimuth (deg)	Corr. (dB/m)
1470.500000	42.97	74.00	31.03	150.0	H	265.0	-9.39
2393.500000	50.00	74.00	24.00	150.0	H	320.0	-2.47
2751.000000	47.94	74.00	26.06	150.0	H	279.0	-1.93
3818.500000	46.83	74.00	27.18	150.0	H	279.0	1.01
7957.000000	43.00	74.00	31.00	150.0	H	344.0	10.73
12301.000000	47.05	74.00	26.95	150.0	H	290.0	16.17

Final_Result

Frequency (MHz)	Average (dBµV/m)	Limit (dBµV/m)	Margin (dB)	Height (cm)	Pol	Azimuth (deg)	Corr. (dB/m)
---	---	---	---	---		---	---

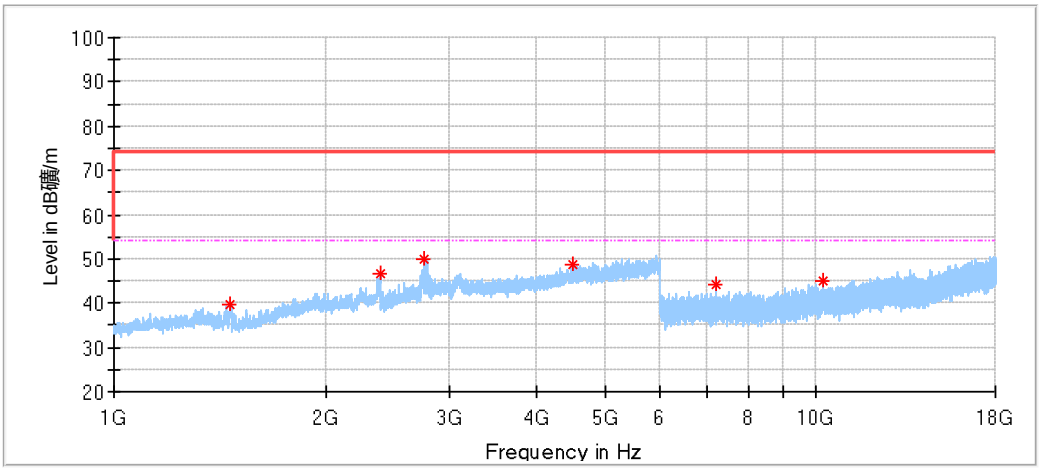

Critical_Freqs

Frequency (MHz)	MaxPeak (dBµV/m)	Limit (dBµV/m)	Margin (dB)	Height (cm)	Pol	Azimuth (deg)	Corr. (dB/m)
1466.500000	39.74	74.00	34.26	150.0	V	222.0	-9.38
2390.500000	46.86	74.00	27.14	150.0	V	209.0	-2.49
2766.500000	50.06	74.00	23.94	150.0	V	14.0	-1.84
4509.500000	48.59	74.00	25.41	150.0	V	291.0	3.49
7198.500000	44.41	74.00	29.59	150.0	V	288.0	9.91
10239.000000	44.98	74.00	29.02	150.0	V	91.0	13.64

Final_Result

Frequency (MHz)	Average (dBµV/m)	Limit (dBµV/m)	Margin (dB)	Height (cm)	Pol	Azimuth (deg)	Corr. (dB/m)
---	---	---	---	---		---	---

TÜV SÜD Certification and Testing (China) Co., Ltd. Shenzhen Branch
Building 12 & 13, Zhiheng Wisdomland Business Park, Guankou Erlu, Nantou, Nanshan District,
Shenzhen, Guangdong, China Tel. +86 755 8828 6998, Fax: +86 755 8828 5299

802.11n40 Modulation 2437MHz Test Result

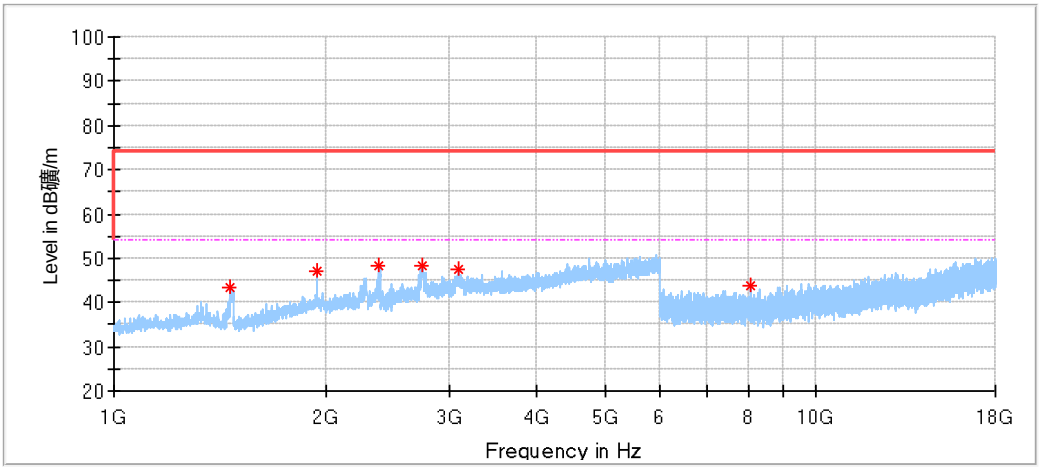

Critical_Freqs

Frequency (MHz)	MaxPeak (dBµV/m)	Limit (dBµV/m)	Margin (dB)	Height (cm)	Pol	Azimuth (deg)	Corr. (dB/m)
1467.500000	43.55	74.00	30.45	150.0	H	291.0	-9.38
1949.500000	47.24	74.00	26.76	150.0	H	277.0	-4.15
2386.000000	48.43	74.00	25.57	150.0	H	99.0	-2.53
2749.000000	48.39	74.00	25.61	150.0	H	72.0	-1.93
3097.000000	47.41	74.00	26.59	150.0	H	18.0	1.47
8055.500000	43.69	74.00	30.31	150.0	H	61.0	10.63

Final_Result

Frequency (MHz)	Average (dBµV/m)	Limit (dBµV/m)	Margin (dB)	Height (cm)	Pol	Azimuth (deg)	Corr. (dB/m)
---	---	---	---	---		---	---

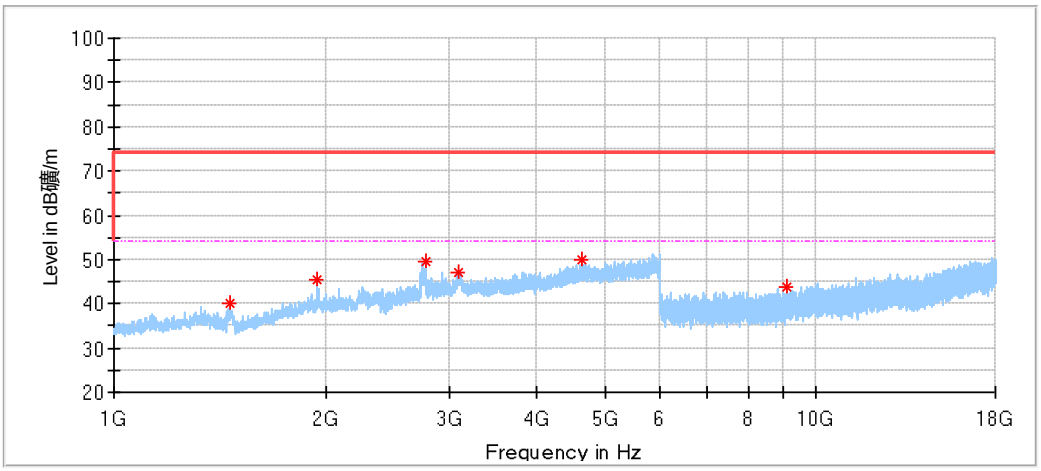

Critical_Freqs

Frequency (MHz)	MaxPeak (dBµV/m)	Limit (dBµV/m)	Margin (dB)	Height (cm)	Pol	Azimuth (deg)	Corr. (dB/m)
1465.500000	39.96	74.00	34.04	150.0	V	289.0	-9.38
1949.500000	45.46	74.00	28.54	150.0	V	149.0	-4.15
2775.000000	49.68	74.00	24.32	150.0	V	1.0	-1.78
3094.500000	47.04	74.00	26.96	150.0	V	221.0	1.37
4633.500000	49.85	74.00	24.15	150.0	V	318.0	4.23
9059.000000	43.73	74.00	30.27	150.0	V	260.0	12.33

Final_Result

Frequency (MHz)	Average (dBµV/m)	Limit (dBµV/m)	Margin (dB)	Height (cm)	Pol	Azimuth (deg)	Corr. (dB/m)
---	---	---	---	---		---	---

802.11n40 Modulation 2452MHz Test Result

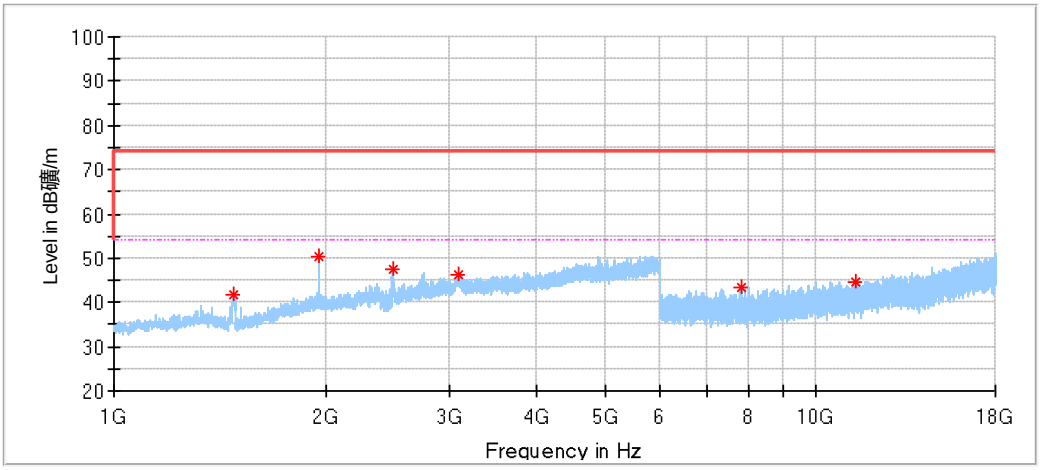

Critical_Freqs

Frequency (MHz)	MaxPeak (dBµV/m)	Limit (dBµV/m)	Margin (dB)	Height (cm)	Pol	Azimuth (deg)	Corr. (dB/m)
1480.000000	41.84	74.00	32.16	150.0	H	16.0	-9.40
1961.500000	50.30	74.00	23.70	150.0	H	29.0	-4.17
2492.500000	47.38	74.00	26.62	150.0	H	43.0	-2.53
3101.000000	46.37	74.00	27.63	150.0	H	29.0	1.55
7808.500000	43.50	74.00	30.50	150.0	H	235.0	10.48
11405.500000	44.65	74.00	29.35	150.0	H	235.0	15.00

Final_Result

Frequency (MHz)	Average (dBµV/m)	Limit (dBµV/m)	Margin (dB)	Height (cm)	Pol	Azimuth (deg)	Corr. (dB/m)
---	---	---	---	---		---	---

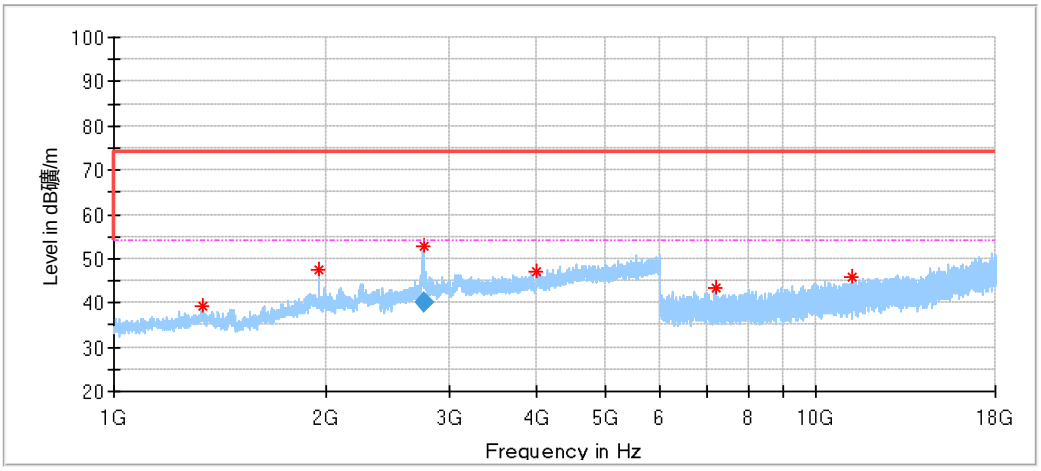

Critical_Freqs

Frequency (MHz)	MaxPeak (dBµV/m)	Limit (dBµV/m)	Margin (dB)	Height (cm)	Pol	Azimuth (deg)	Corr. (dB/m)
1336.500000	39.49	74.00	34.51	150.0	V	289.0	-7.84
1961.500000	47.37	74.00	26.63	150.0	V	230.0	-4.17
2757.000000	53.00	74.00	21.00	150.0	V	333.0	-1.90
3995.500000	47.24	74.00	26.76	150.0	V	120.0	1.47
7223.500000	43.22	74.00	30.78	150.0	V	290.0	9.84
11277.500000	45.79	74.00	28.21	150.0	V	91.0	14.69

Final_Result

Frequency (MHz)	Average (dBµV/m)	Limit (dBµV/m)	Margin (dB)	Height (cm)	Pol	Azimuth (deg)	Corr. (dB/m)
2757.000000	40.13	54.00	13.87	150.0	V	333.0	-1.90

TÜV SÜD Certification and Testing (China) Co., Ltd. Shenzhen Branch
Building 12 & 13, Zhiheng Wisdomland Business Park, Guankou Erlu, Nantou, Nanshan District,
Shenzhen, Guangdong, China Tel. +86 755 8828 6998, Fax: +86 755 8828 5299

802.11Ax20 Modulation 2412MHz Test Result

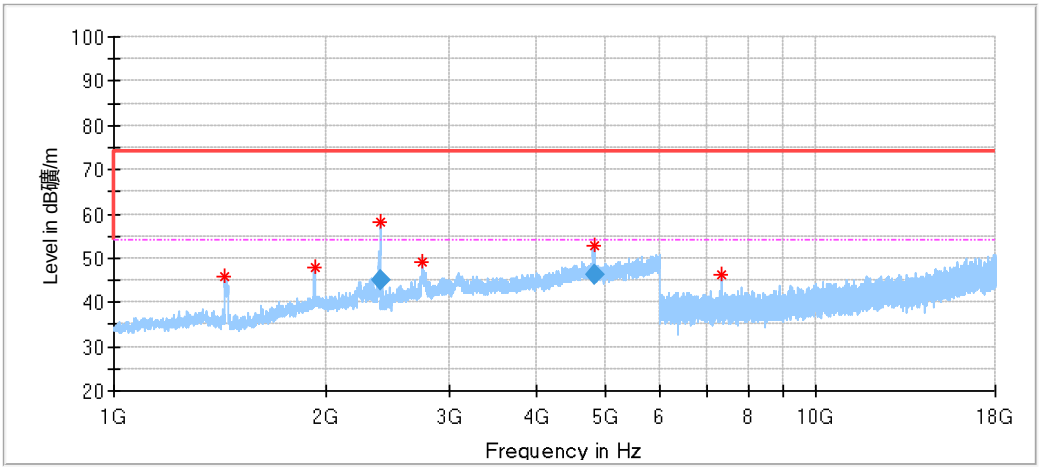

Critical_Freqs

Frequency (MHz)	MaxPeak (dBµV/m)	Limit (dBµV/m)	Margin (dB)	Height (cm)	Pol	Azimuth (deg)	Corr. (dB/m)
1441.500000	46.00	74.00	28.00	150.0	H	0.0	-9.22
1929.500000	47.99	74.00	26.01	150.0	H	37.0	-4.34
2394.500000	58.11	74.00	15.89	150.0	H	78.0	-2.46
2751.500000	48.93	74.00	25.07	150.0	H	64.0	-1.93
4823.000000	52.76	74.00	21.24	150.0	H	291.0	4.25
7335.000000	46.25	74.00	27.75	150.0	H	346.0	10.38

Final_Result

Frequency (MHz)	Average (dBµV/m)	Limit (dBµV/m)	Margin (dB)	Height (cm)	Pol	Azimuth (deg)	Corr. (dB/m)
2394.500000	45.03	54.00	8.97	150.0	H	78.0	-2.46
4823.000000	46.32	54.00	7.68	150.0	H	291.0	4.25

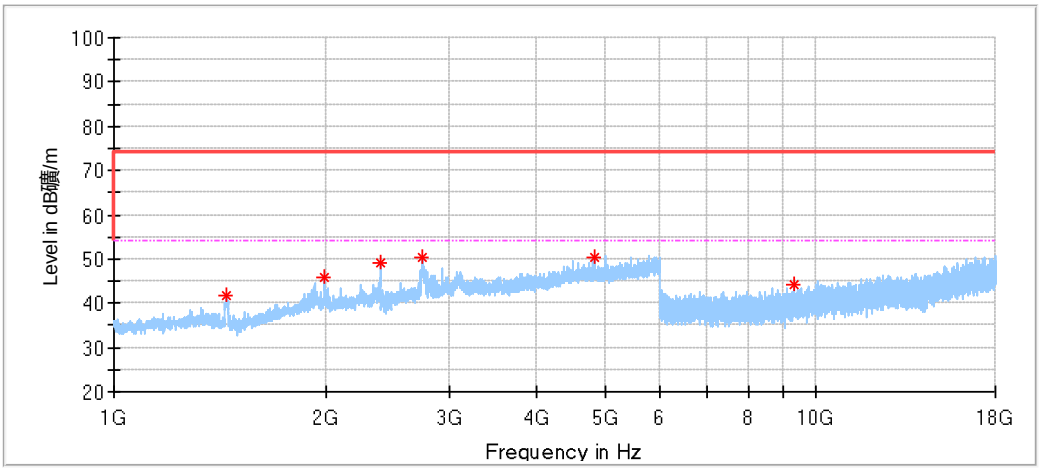

Critical_Freqs

Frequency (MHz)	MaxPeak (dBµV/m)	Limit (dBµV/m)	Margin (dB)	Height (cm)	Pol	Azimuth (deg)	Corr. (dB/m)
1444.000000	41.60	74.00	32.40	150.0	V	180.0	-9.26
1992.500000	45.88	74.00	28.12	150.0	V	344.0	-4.35
2394.500000	49.20	74.00	24.80	150.0	V	112.0	-2.46
2751.000000	50.31	74.00	23.69	150.0	V	0.0	-1.93
4823.000000	50.56	74.00	23.44	150.0	V	303.0	4.25
9305.000000	44.29	74.00	29.71	150.0	V	295.0	13.45

Final_Result

Frequency (MHz)	Average (dBµV/m)	Limit (dBµV/m)	Margin (dB)	Height (cm)	Pol	Azimuth (deg)	Corr. (dB/m)
---	---	---	---	---		---	---

TÜV SÜD Certification and Testing (China) Co., Ltd. Shenzhen Branch
Building 12 & 13, Zhiheng Wisdomland Business Park, Guankou Erlu, Nantou, Nanshan District,
Shenzhen, Guangdong, China Tel. +86 755 8828 6998, Fax: +86 755 8828 5299

802.11Ax20 Modulation 2437MHz Test Result

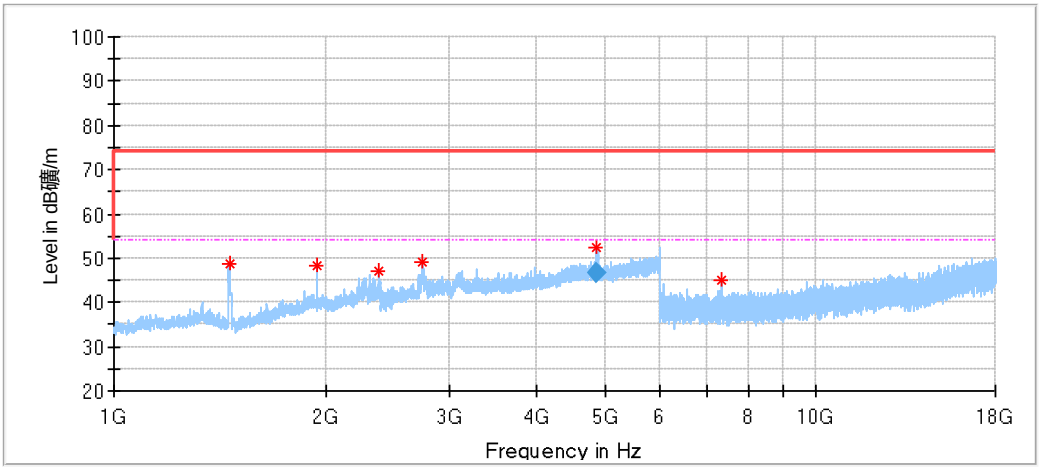

Critical_Freqs

Frequency (MHz)	MaxPeak (dBµV/m)	Limit (dBµV/m)	Margin (dB)	Height (cm)	Pol	Azimuth (deg)	Corr. (dB/m)
1459.000000	48.57	74.00	25.43	150.0	H	277.0	-9.36
1949.500000	48.37	74.00	25.63	150.0	H	54.0	-4.15
2389.000000	46.90	74.00	27.10	150.0	H	95.0	-2.50
2751.000000	49.03	74.00	24.97	150.0	H	264.0	-1.93
4874.500000	52.36	74.00	21.64	150.0	H	122.0	4.17
7334.500000	44.91	74.00	29.09	150.0	H	328.0	10.38

Final_Result

Frequency (MHz)	Average (dBµV/m)	Limit (dBµV/m)	Margin (dB)	Height (cm)	Pol	Azimuth (deg)	Corr. (dB/m)
4874.500000	46.65	54.00	7.35	150.0	H	122.0	4.17

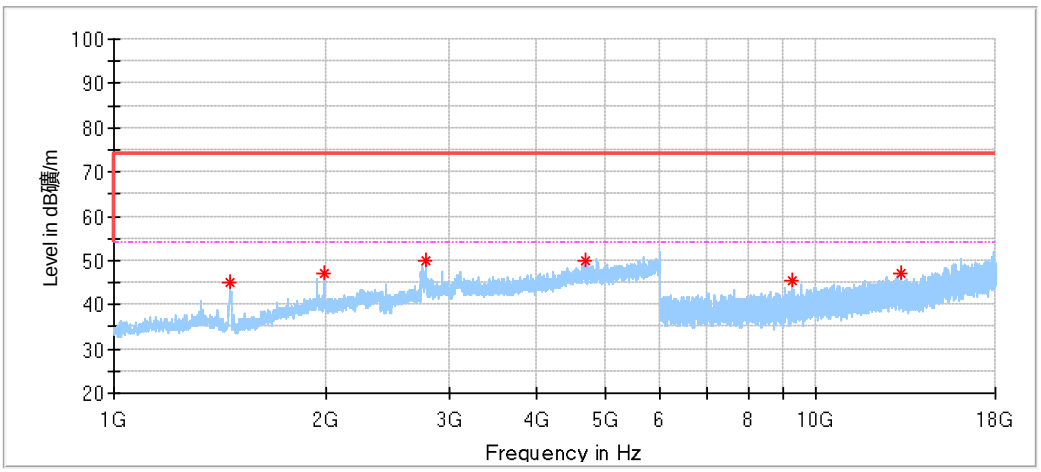

Critical_Freqs

Frequency (MHz)	MaxPeak (dBµV/m)	Limit (dBµV/m)	Margin (dB)	Height (cm)	Pol	Azimuth (deg)	Corr. (dB/m)
1459.500000	44.97	74.00	29.03	150.0	V	220.0	-9.37
1994.500000	46.93	74.00	27.07	150.0	V	352.0	-4.36
2776.000000	49.83	74.00	24.17	150.0	V	4.0	-1.78
4680.500000	49.88	74.00	24.12	150.0	V	0.0	4.33
9241.500000	45.64	74.00	28.36	150.0	V	328.0	12.79
13234.000000	46.91	74.00	27.09	150.0	V	41.0	16.15

Final_Result

Frequency (MHz)	Average (dBµV/m)	Limit (dBµV/m)	Margin (dB)	Height (cm)	Pol	Azimuth (deg)	Corr. (dB/m)
---	---	---	---	---		---	---

TÜV SÜD Certification and Testing (China) Co., Ltd. Shenzhen Branch
Building 12 & 13, Zhiheng Wisdomland Business Park, Guankou Erlu, Nantou, Nanshan District,
Shenzhen, Guangdong, China Tel. +86 755 8828 6998, Fax: +86 755 8828 5299

802.11Ax20 Modulation 2462MHz Test Result

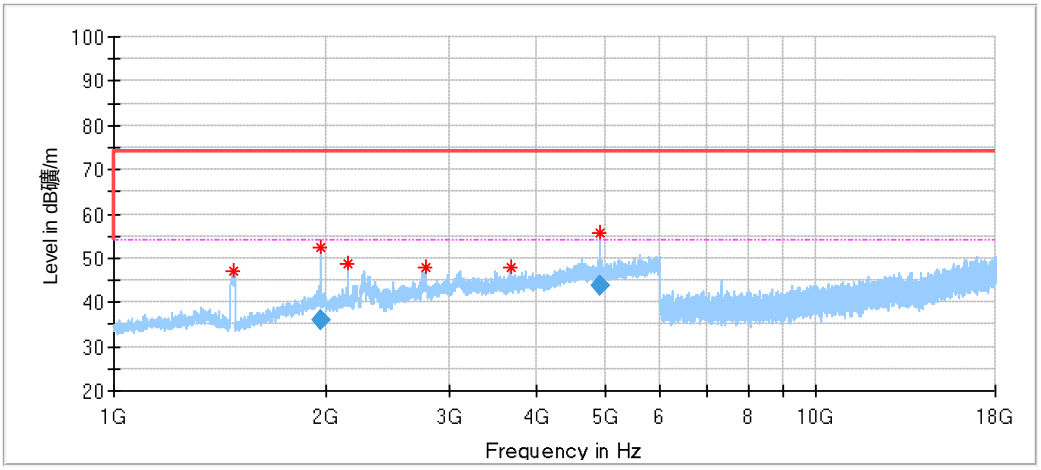

Critical_Freqs

Frequency (MHz)	MaxPeak (dBµV/m)	Limit (dBµV/m)	Margin (dB)	Height (cm)	Pol	Azimuth (deg)	Corr. (dB/m)
1480.500000	47.08	74.00	26.92	150.0	H	354.0	-9.40
1969.000000	52.21	74.00	21.79	150.0	H	209.0	-4.20
2154.000000	48.81	74.00	25.19	150.0	H	97.0	-3.72
2774.000000	47.70	74.00	26.30	150.0	H	56.0	-1.79
3667.500000	47.82	74.00	26.18	150.0	H	318.0	0.50
4931.000000	55.79	74.00	18.21	150.0	H	124.0	4.22

Final_Result

Frequency (MHz)	Average (dBµV/m)	Limit (dBµV/m)	Margin (dB)	Height (cm)	Pol	Azimuth (deg)	Corr. (dB/m)
1969.000000	35.82	54.00	18.18	150.0	H	209.0	-4.20
4931.000000	43.95	54.00	10.05	150.0	H	124.0	4.22

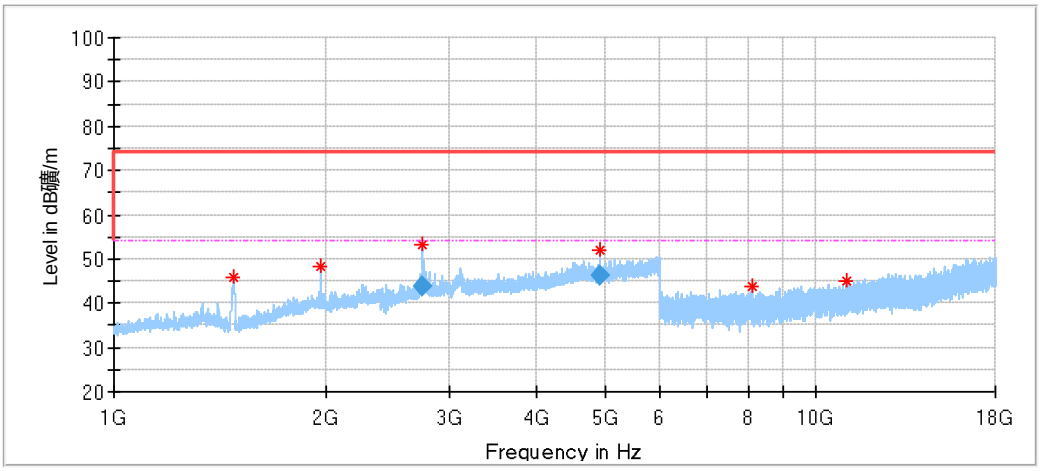

Critical_Freqs

Frequency (MHz)	MaxPeak (dBµV/m)	Limit (dBµV/m)	Margin (dB)	Height (cm)	Pol	Azimuth (deg)	Corr. (dB/m)
1478.500000	45.72	74.00	28.28	150.0	V	207.0	-9.40
1969.500000	48.18	74.00	25.82	150.0	V	221.0	-4.21
2750.500000	53.34	74.00	20.66	150.0	V	331.0	-1.93
4919.500000	52.04	74.00	21.96	150.0	V	221.0	4.23
8098.500000	43.65	74.00	30.35	150.0	V	179.0	10.53
11069.000000	45.13	74.00	28.87	150.0	V	13.0	14.31

Final_Result

Frequency (MHz)	Average (dBµV/m)	Limit (dBµV/m)	Margin (dB)	Height (cm)	Pol	Azimuth (deg)	Corr. (dB/m)
2750.500000	43.73	54.00	10.27	150.0	V	331.0	-1.93
4919.500000	46.37	54.00	7.63	150.0	V	221.0	4.23

TÜV SÜD Certification and Testing (China) Co., Ltd. Shenzhen Branch
Building 12 & 13, Zhiheng Wisdomland Business Park, Guankou Erlu, Nantou, Nanshan District,
Shenzhen, Guangdong, China Tel. +86 755 8828 6998, Fax: +86 755 8828 5299

802.11Ax40 Modulation 2422MHz Test Result

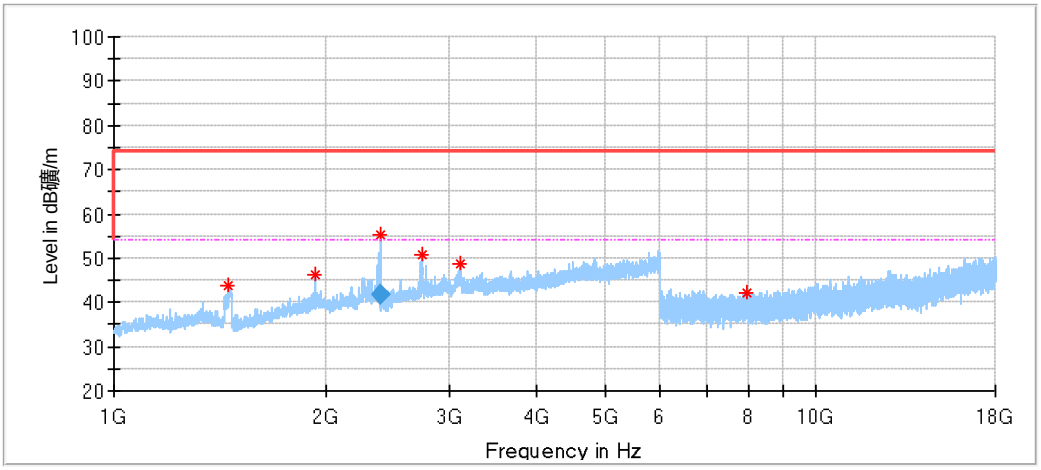

Critical_Freqs

Frequency (MHz)	MaxPeak (dBµV/m)	Limit (dBµV/m)	Margin (dB)	Height (cm)	Pol	Azimuth (deg)	Corr. (dB/m)
1456.500000	43.84	74.00	30.16	150.0	H	13.0	-9.36
1937.500000	46.22	74.00	27.78	150.0	H	13.0	-4.27
2395.000000	55.13	74.00	18.87	150.0	H	281.0	-2.45
2741.000000	50.69	74.00	23.31	150.0	H	267.0	-1.94
3116.000000	48.83	74.00	25.17	150.0	H	322.0	0.98
7987.000000	42.00	74.00	32.00	150.0	H	356.0	10.95

Final_Result

Frequency (MHz)	Average (dBµV/m)	Limit (dBµV/m)	Margin (dB)	Height (cm)	Pol	Azimuth (deg)	Corr. (dB/m)
2395.000000	41.91	54.00	12.09	150.0	H	281.0	-2.45

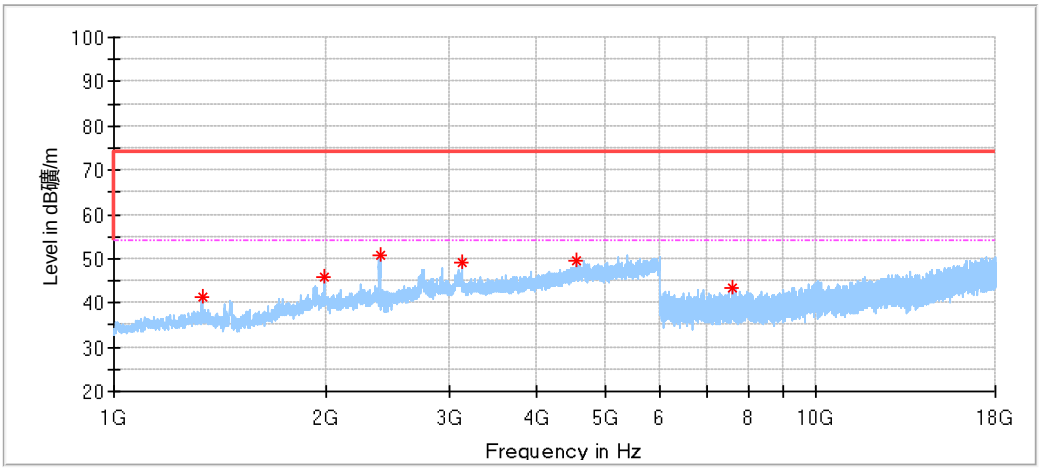

Critical_Freqs

Frequency (MHz)	MaxPeak (dBµV/m)	Limit (dBµV/m)	Margin (dB)	Height (cm)	Pol	Azimuth (deg)	Corr. (dB/m)
1334.500000	41.32	74.00	32.68	150.0	V	291.0	-7.86
1992.500000	45.86	74.00	28.14	150.0	V	354.0	-4.35
2390.000000	50.80	74.00	23.20	150.0	V	345.0	-2.49
3127.000000	49.31	74.00	24.69	150.0	V	332.0	0.53
4552.500000	49.49	74.00	24.51	150.0	V	250.0	3.77
7616.500000	43.47	74.00	30.53	150.0	V	236.0	10.48

Final_Result

Frequency (MHz)	Average (dBµV/m)	Limit (dBµV/m)	Margin (dB)	Height (cm)	Pol	Azimuth (deg)	Corr. (dB/m)
---	---	---	---	---		---	---

802.11Ax40 Modulation 2437MHz Test Result

802.11Ax40 Modulation 2437MHz Test Result

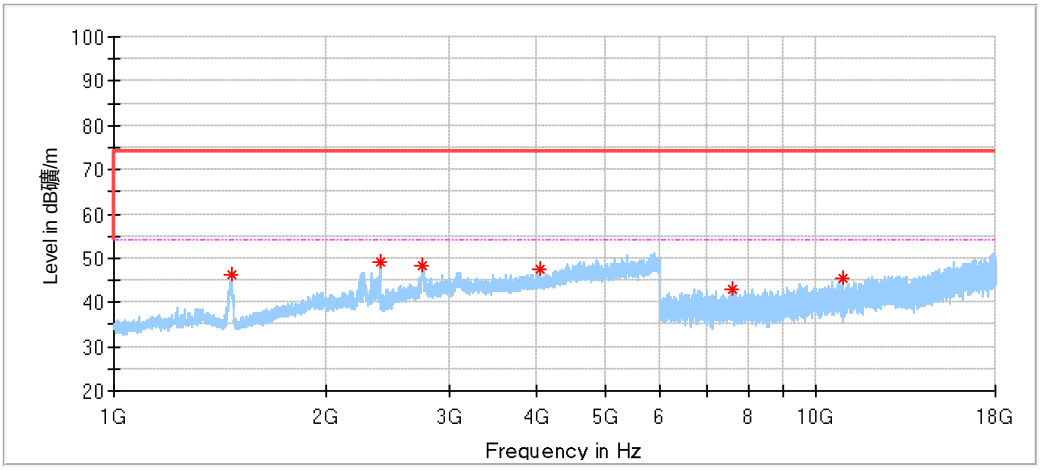

Critical_Freqs

Frequency (MHz)	MaxPeak (dBµV/m)	Limit (dBµV/m)	Margin (dB)	Height (cm)	Pol	Azimuth (deg)	Corr. (dB/m)
1471.000000	46.18	74.00	27.82	150.0	H	249.0	-9.39
2392.000000	49.23	74.00	24.77	150.0	H	235.0	-2.48
2749.000000	48.36	74.00	25.64	150.0	H	71.0	-1.93
4038.500000	47.58	74.00	26.42	150.0	H	262.0	1.57
7613.000000	42.80	74.00	31.20	150.0	H	97.0	10.46
10950.500000	45.28	74.00	28.72	150.0	H	208.0	13.95

Final_Result

Frequency (MHz)	Average (dBµV/m)	Limit (dBµV/m)	Margin (dB)	Height (cm)	Pol	Azimuth (deg)	Corr. (dB/m)
---	---	---	---	---		---	---

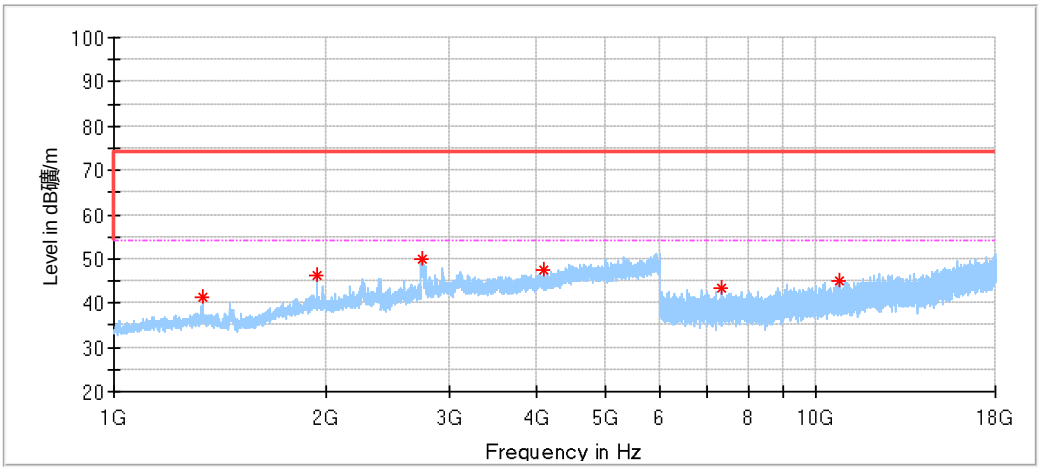

Critical_Freqs

Frequency (MHz)	MaxPeak (dBµV/m)	Limit (dBµV/m)	Margin (dB)	Height (cm)	Pol	Azimuth (deg)	Corr. (dB/m)
1336.000000	41.40	74.00	32.60	150.0	V	291.0	-7.84
1949.500000	46.34	74.00	27.66	150.0	V	122.0	-4.15
2751.500000	49.82	74.00	24.18	150.0	V	359.0	-1.93
4091.000000	47.48	74.00	26.52	150.0	V	345.0	1.46
7318.500000	43.20	74.00	30.80	150.0	V	356.0	10.40
10813.000000	44.99	74.00	29.01	150.0	V	240.0	13.49

Final_Result

Frequency (MHz)	Average (dBµV/m)	Limit (dBµV/m)	Margin (dB)	Height (cm)	Pol	Azimuth (deg)	Corr. (dB/m)
---	---	---	---	---		---	---

802.11Ax40 Modulation 2452MHz Test Result

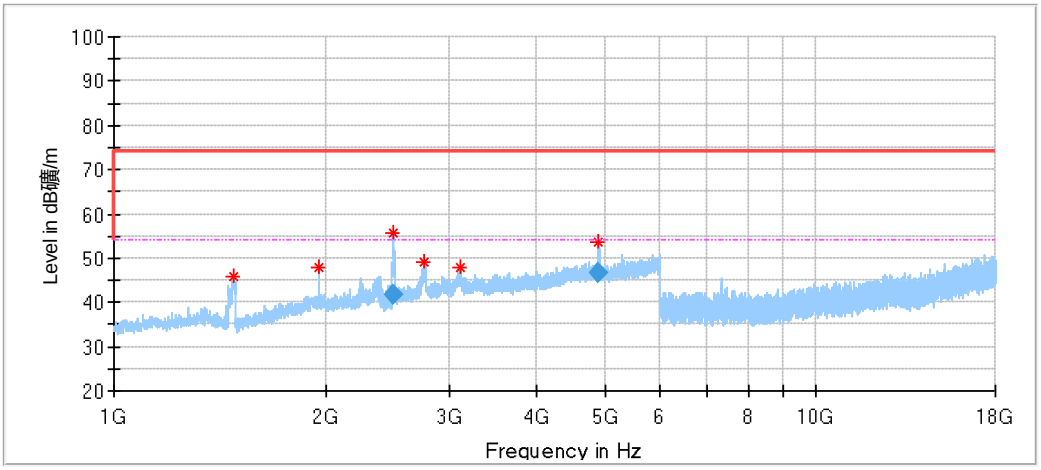

Critical_Freqs

Frequency (MHz)	MaxPeak (dBµV/m)	Limit (dBµV/m)	Margin (dB)	Height (cm)	Pol	Azimuth (deg)	Corr. (dB/m)
1483.500000	45.92	74.00	28.08	150.0	H	288.0	-9.40
1961.500000	47.94	74.00	26.06	150.0	H	110.0	-4.17
2497.000000	55.79	74.00	18.21	150.0	H	97.0	-2.58
2767.000000	49.19	74.00	24.81	150.0	H	56.0	-1.84
3110.000000	47.74	74.00	26.26	150.0	H	83.0	1.23
4899.500000	53.76	74.00	20.24	150.0	H	110.0	4.18

Final_Result

Frequency (MHz)	Average (dBµV/m)	Limit (dBµV/m)	Margin (dB)	Height (cm)	Pol	Azimuth (deg)	Corr. (dB/m)
2497.000000	41.80	54.00	12.20	150.0	H	97.0	-2.58
4899.500000	46.78	54.00	7.22	150.0	H	110.0	4.18

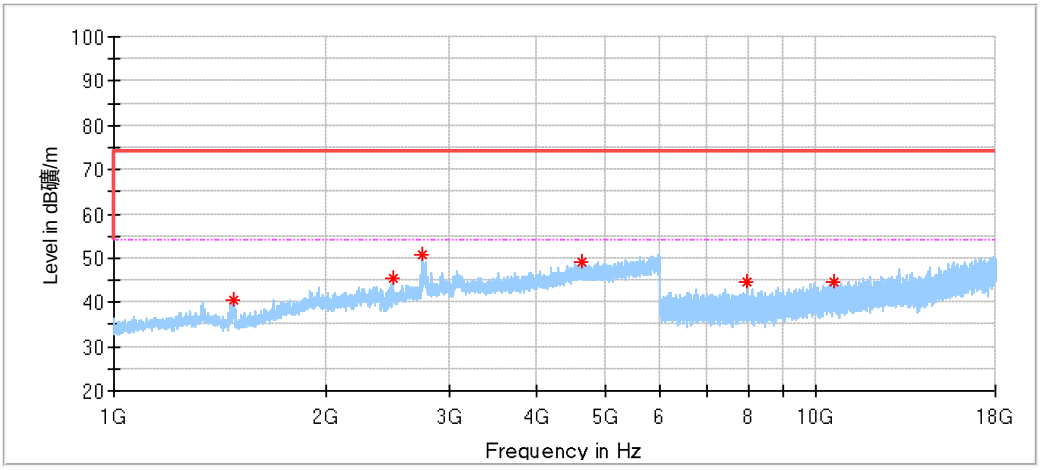

Critical_Freqs

Frequency (MHz)	MaxPeak (dBµV/m)	Limit (dBµV/m)	Margin (dB)	Height (cm)	Pol	Azimuth (deg)	Corr. (dB/m)
1484.500000	40.55	74.00	33.45	150.0	V	274.0	-9.41
2494.000000	45.56	74.00	28.44	150.0	V	288.0	-2.55
2755.000000	50.80	74.00	23.20	150.0	V	329.0	-1.91
4636.000000	49.26	74.00	24.74	150.0	V	233.0	4.24
7987.000000	44.81	74.00	29.19	150.0	V	236.0	10.95
10622.000000	44.52	74.00	29.48	150.0	V	295.0	13.50

Final_Result

Frequency (MHz)	Average (dBµV/m)	Limit (dBµV/m)	Margin (dB)	Height (cm)	Pol	Azimuth (deg)	Corr. (dB/m)
---	---	---	---	---		---	---

TÜV SÜD Certification and Testing (China) Co., Ltd. Shenzhen Branch
Building 12 & 13, Zhiheng Wisdomland Business Park, Guankou Erlu, Nantou, Nanshan District,
Shenzhen, Guangdong, China Tel. +86 755 8828 6998, Fax: +86 755 8828 5299

Test data 18GHz – 40GHz:

802.11b Modulation 2412MHz Test Result

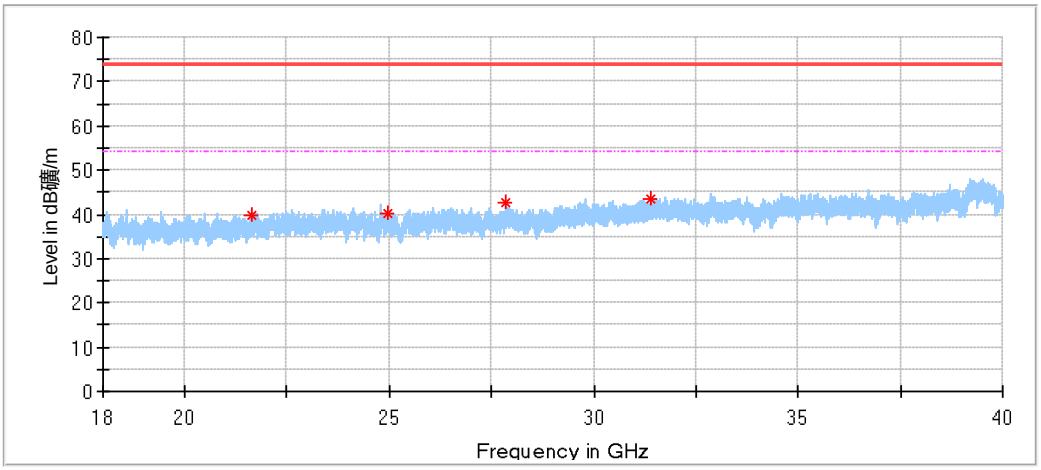

Critical_Freqs

Frequency (MHz)	MaxPeak (dBµV/m)	Limit (dBµV/m)	Margin (dB)	Height (cm)	Pol	Azimuth (deg)	Corr. (dB/m)
21654.062500	39.95	74.00	34.05	150.0	H	0.0	-1.79
24958.187500	40.12	74.00	33.88	150.0	H	4.0	-0.31
27863.562500	42.63	74.00	31.37	150.0	H	4.0	0.68
31376.000000	43.29	74.00	30.71	150.0	H	233.0	1.20

Final_Result

Frequency (MHz)	Average (dBµV/m)	Limit (dBµV/m)	Margin (dB)	Height (cm)	Pol	Azimuth (deg)	Corr. (dB/m)
---	---	---	---	---		---	---

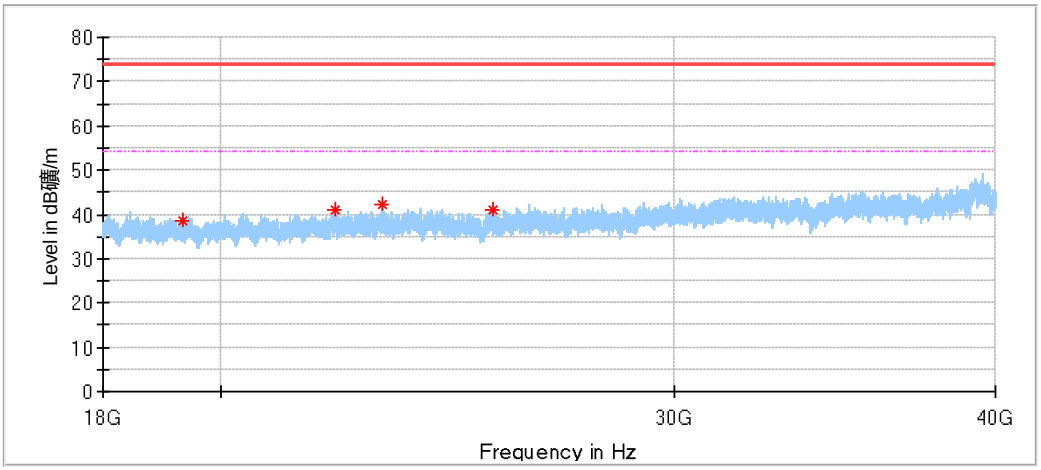

Critical_Freqs

Frequency (MHz)	MaxPeak (dBµV/m)	Limit (dBµV/m)	Margin (dB)	Height (cm)	Pol	Azimuth (deg)	Corr. (dB/m)
19317.250000	38.77	74.00	35.23	150.0	V	63.0	-4.22
22148.375000	41.17	74.00	32.83	150.0	V	1.0	-1.21
23112.937500	42.25	74.00	31.75	150.0	V	155.0	-0.61
25526.750000	41.08	74.00	32.92	150.0	V	200.0	0.55

Final_Result

Frequency (MHz)	Average (dBµV/m)	Limit (dBµV/m)	Margin (dB)	Height (cm)	Pol	Azimuth (deg)	Corr. (dB/m)
---	---	---	---	---		---	---

TÜV SÜD Certification and Testing (China) Co., Ltd. Shenzhen Branch
Building 12 & 13, Zhiheng Wisdomland Business Park, Guankou Erlu, Nantou, Nanshan District,
Shenzhen, Guangdong, China Tel. +86 755 8828 6998, Fax: +86 755 8828 5299

802.11b Modulation 2437MHz Test Result

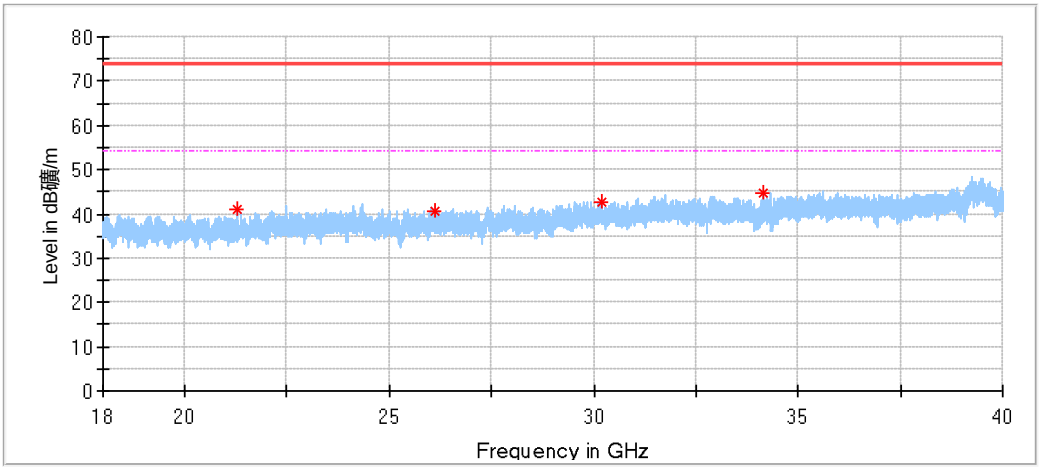

Critical_Freqs

Frequency (MHz)	MaxPeak (dBµV/m)	Limit (dBµV/m)	Margin (dB)	Height (cm)	Pol	Azimuth (deg)	Corr. (dB/m)
21278.687500	40.86	74.00	33.14	150.0	H	85.0	-2.24
26111.125000	40.60	74.00	33.40	150.0	H	85.0	0.81
30193.500000	42.50	74.00	31.50	150.0	H	119.0	0.83
34151.437500	44.71	74.00	29.29	150.0	H	290.0	0.60

Final_Result

Frequency (MHz)	Average (dBµV/m)	Limit (dBµV/m)	Margin (dB)	Height (cm)	Pol	Azimuth (deg)	Corr. (dB/m)
---	---	---	---	---		---	---

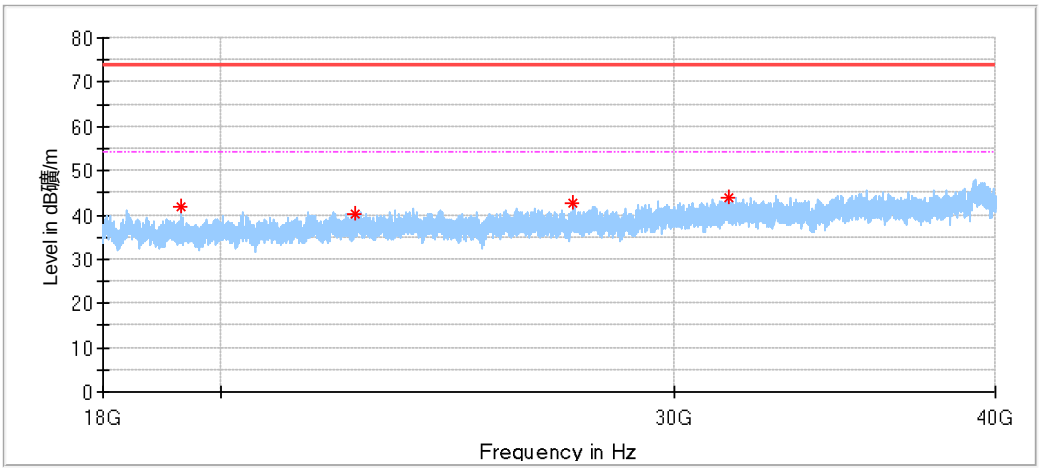

Critical_Freqs

Frequency (MHz)	MaxPeak (dBµV/m)	Limit (dBµV/m)	Margin (dB)	Height (cm)	Pol	Azimuth (deg)	Corr. (dB/m)
19298.687500	41.84	74.00	32.16	150.0	V	291.0	-4.23
22572.562500	40.27	74.00	33.73	150.0	V	103.0	-0.80
27396.062500	42.73	74.00	31.27	150.0	V	226.0	0.84
31488.062500	43.90	74.00	30.10	150.0	V	194.0	1.50

Final_Result

Frequency (MHz)	Average (dBµV/m)	Limit (dBµV/m)	Margin (dB)	Height (cm)	Pol	Azimuth (deg)	Corr. (dB/m)
---	---	---	---	---		---	---

TÜV SÜD Certification and Testing (China) Co., Ltd. Shenzhen Branch
Building 12 & 13, Zhiheng Wisdomland Business Park, Guankou Erlu, Nantou, Nanshan District,
Shenzhen, Guangdong, China Tel. +86 755 8828 6998, Fax: +86 755 8828 5299

802.11b Modulation 2462MHz Test Result

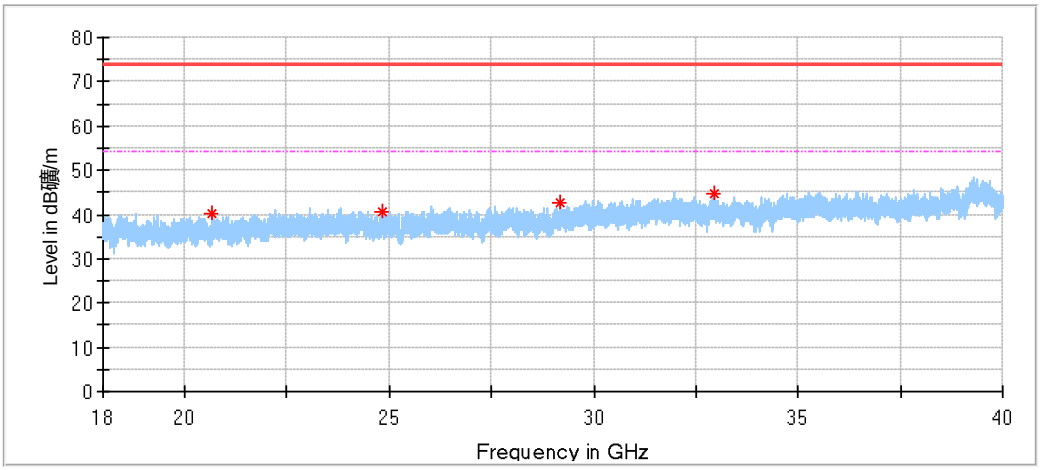

Critical_Freqs

Frequency (MHz)	MaxPeak (dBµV/m)	Limit (dBµV/m)	Margin (dB)	Height (cm)	Pol	Azimuth (deg)	Corr. (dB/m)
20670.937500	40.35	74.00	33.65	150.0	H	86.0	-2.83
24834.437500	40.81	74.00	33.19	150.0	H	97.0	-0.28
29167.750000	42.75	74.00	31.25	150.0	H	97.0	0.52
32952.437500	44.68	74.00	29.32	150.0	H	191.0	1.11

Final_Result

Frequency (MHz)	Average (dBµV/m)	Limit (dBµV/m)	Margin (dB)	Height (cm)	Pol	Azimuth (deg)	Corr. (dB/m)
---	---	---	---	---		---	---

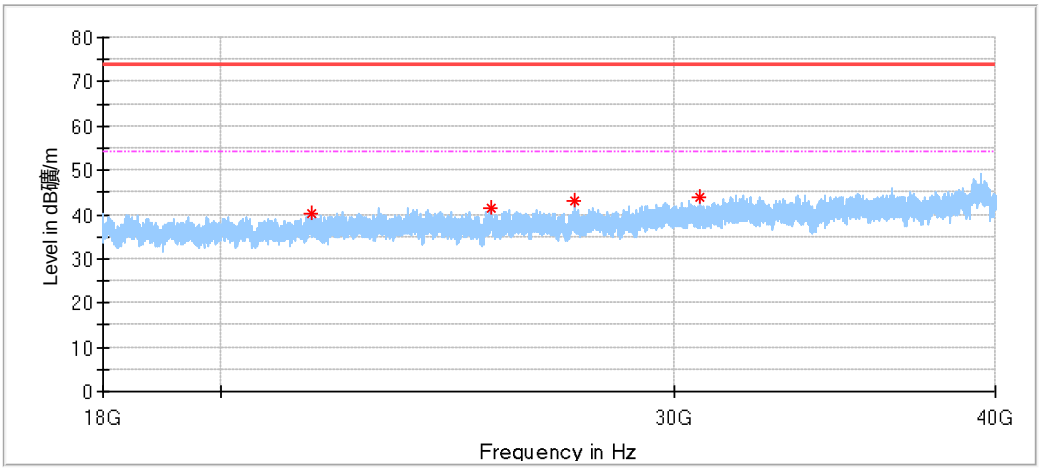

Critical_Freqs

Frequency (MHz)	MaxPeak (dBµV/m)	Limit (dBµV/m)	Margin (dB)	Height (cm)	Pol	Azimuth (deg)	Corr. (dB/m)
21680.875000	40.04	74.00	33.96	150.0	V	296.0	-1.77
25456.625000	41.30	74.00	32.70	150.0	V	300.0	0.45
27453.125000	42.90	74.00	31.10	150.0	V	87.0	1.03
30691.937500	43.81	74.00	30.19	150.0	V	142.0	0.79

Final_Result

Frequency (MHz)	Average (dBµV/m)	Limit (dBµV/m)	Margin (dB)	Height (cm)	Pol	Azimuth (deg)	Corr. (dB/m)
---	---	---	---	---		---	---

TÜV SÜD Certification and Testing (China) Co., Ltd. Shenzhen Branch
Building 12 & 13, Zhiheng Wisdomland Business Park, Guankou Erlu, Nantou, Nanshan District,
Shenzhen, Guangdong, China Tel. +86 755 8828 6998, Fax: +86 755 8828 5299

802.11g Modulation 2412MHz Test Result

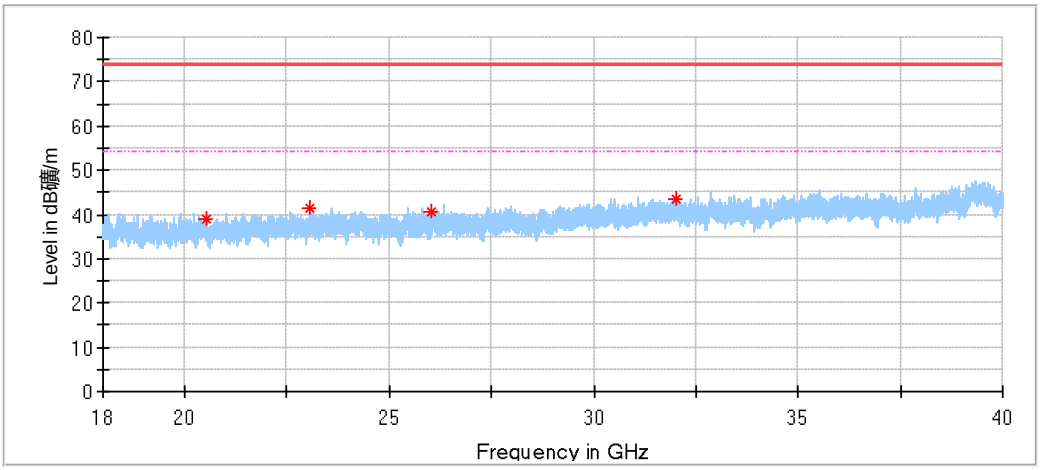

Critical_Freqs

Frequency (MHz)	MaxPeak (dBµV/m)	Limit (dBµV/m)	Margin (dB)	Height (cm)	Pol	Azimuth (deg)	Corr. (dB/m)
20521.750000	39.10	74.00	34.90	150.0	H	255.0	-3.02
23069.625000	41.53	74.00	32.47	150.0	H	97.0	-0.64
26021.750000	40.62	74.00	33.38	150.0	H	225.0	0.84
32004.375000	43.55	74.00	30.45	150.0	H	300.0	1.70

Final_Result

Frequency (MHz)	Average (dBµV/m)	Limit (dBµV/m)	Margin (dB)	Height (cm)	Pol	Azimuth (deg)	Corr. (dB/m)
---	---	---	---	---		---	---

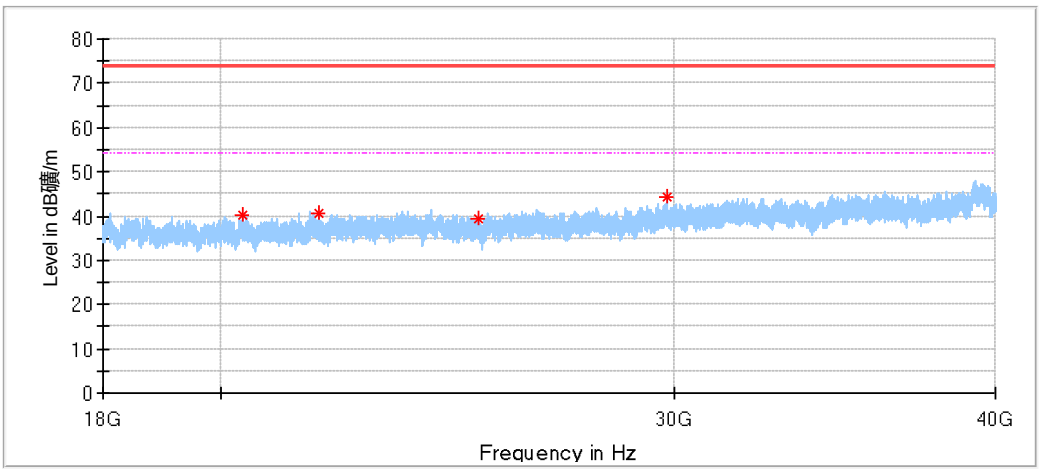

Critical_Freqs

Frequency (MHz)	MaxPeak (dBµV/m)	Limit (dBµV/m)	Margin (dB)	Height (cm)	Pol	Azimuth (deg)	Corr. (dB/m)
20398.000000	40.31	74.00	33.69	150.0	V	296.0	-3.18
21845.187500	40.42	74.00	33.58	150.0	V	220.0	-1.62
25187.125000	39.41	74.00	34.59	150.0	V	128.0	0.03
29798.187500	44.18	74.00	29.82	150.0	V	128.0	0.75

Final_Result

Frequency (MHz)	Average (dBµV/m)	Limit (dBµV/m)	Margin (dB)	Height (cm)	Pol	Azimuth (deg)	Corr. (dB/m)
---	---	---	---	---		---	---

TÜV SÜD Certification and Testing (China) Co., Ltd. Shenzhen Branch
Building 12 & 13, Zhiheng Wisdomland Business Park, Guankou Erlu, Nantou, Nanshan District,
Shenzhen, Guangdong, China Tel. +86 755 8828 6998, Fax: +86 755 8828 5299

802.11g Modulation 2437MHz Test Result

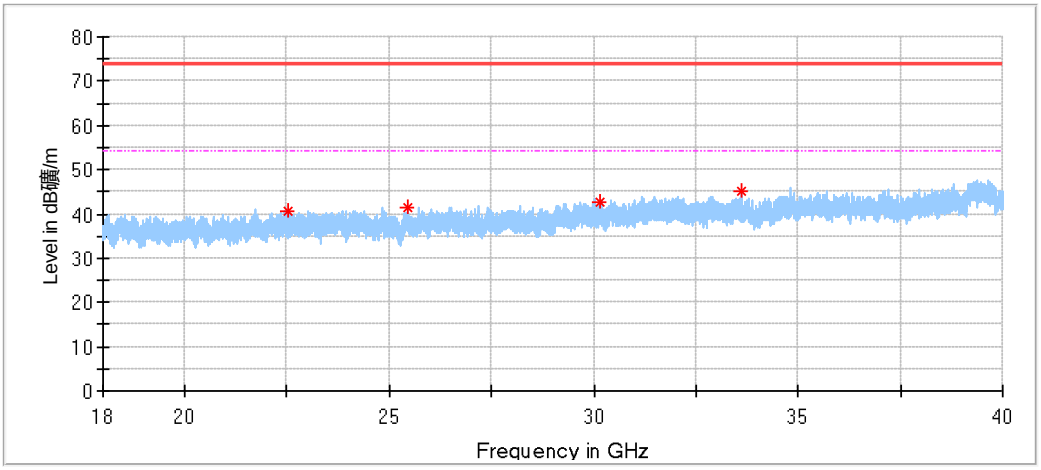

Critical_Freqs

Frequency (MHz)	MaxPeak (dBµV/m)	Limit (dBµV/m)	Margin (dB)	Height (cm)	Pol	Azimuth (deg)	Corr. (dB/m)
22530.625000	40.57	74.00	33.43	150.0	H	86.0	-0.81
25464.187500	41.59	74.00	32.41	150.0	H	271.0	0.46
30148.125000	42.52	74.00	31.48	150.0	H	82.0	0.83
33602.812500	45.14	74.00	28.86	150.0	H	271.0	0.84

Final_Result

Frequency (MHz)	Average (dBµV/m)	Limit (dBµV/m)	Margin (dB)	Height (cm)	Pol	Azimuth (deg)	Corr. (dB/m)
---	---	---	---	---		---	---

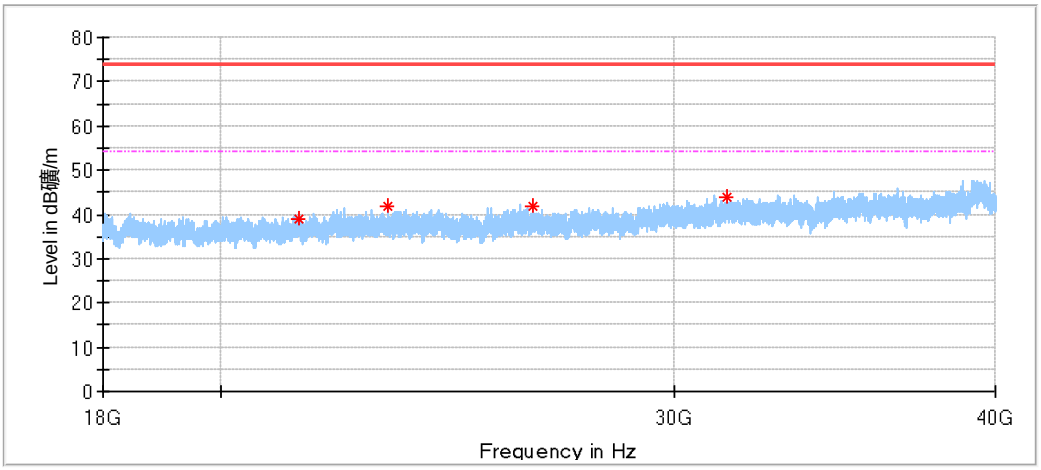

Critical_Freqs

Frequency (MHz)	MaxPeak (dBµV/m)	Limit (dBµV/m)	Margin (dB)	Height (cm)	Pol	Azimuth (deg)	Corr. (dB/m)
21442.312500	38.88	74.00	35.12	150.0	V	128.0	-2.01
23233.250000	41.70	74.00	32.30	150.0	V	88.0	-0.55
26455.562500	41.83	74.00	32.17	150.0	V	269.0	1.21
31461.937500	43.89	74.00	30.11	150.0	V	113.0	1.43

Final_Result

Frequency (MHz)	Average (dBµV/m)	Limit (dBµV/m)	Margin (dB)	Height (cm)	Pol	Azimuth (deg)	Corr. (dB/m)
---	---	---	---	---		---	---

TÜV SÜD Certification and Testing (China) Co., Ltd. Shenzhen Branch
Building 12 & 13, Zhiheng Wisdomland Business Park, Guankou Erlu, Nantou, Nanshan District,
Shenzhen, Guangdong, China Tel. +86 755 8828 6998, Fax: +86 755 8828 5299

802.11g Modulation 2462MHz Test Result

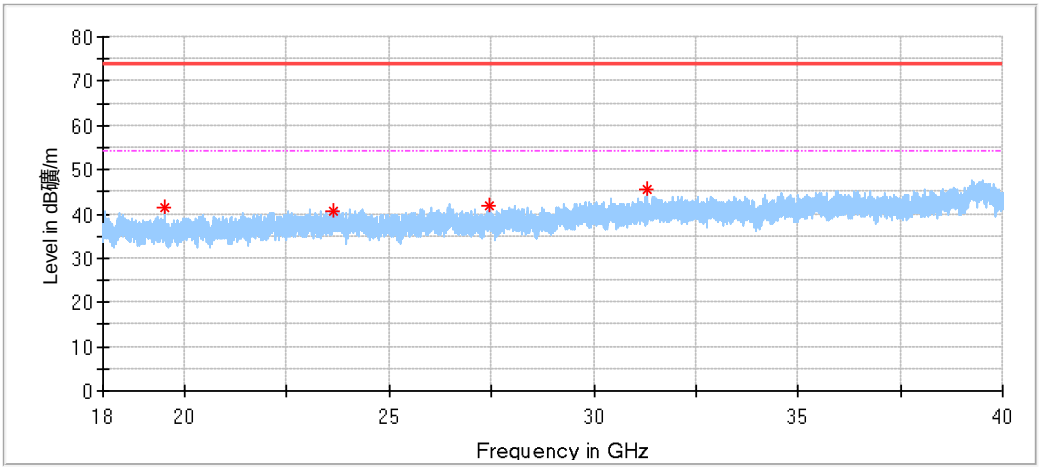

Critical_Freqs

Frequency (MHz)	MaxPeak (dBµV/m)	Limit (dBµV/m)	Margin (dB)	Height (cm)	Pol	Azimuth (deg)	Corr. (dB/m)
19497.375000	41.25	74.00	32.75	150.0	H	147.0	-4.09
23640.937500	40.60	74.00	33.40	150.0	H	130.0	-0.31
27460.000000	41.73	74.00	32.27	150.0	H	193.0	1.06
31309.312500	45.33	74.00	28.67	150.0	H	208.0	1.03

Final_Result

Frequency (MHz)	Average (dBµV/m)	Limit (dBµV/m)	Margin (dB)	Height (cm)	Pol	Azimuth (deg)	Corr. (dB/m)
---	---	---	---	---		---	---

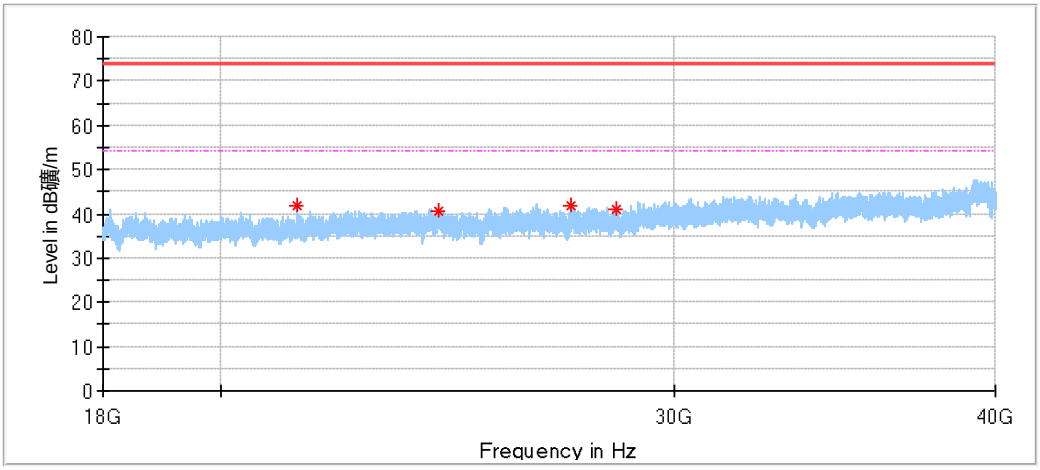

Critical_Freqs

Frequency (MHz)	MaxPeak (dBµV/m)	Limit (dBµV/m)	Margin (dB)	Height (cm)	Pol	Azimuth (deg)	Corr. (dB/m)
21419.625000	41.73	74.00	32.27	150.0	V	137.0	-2.04
24318.125000	40.50	74.00	33.50	150.0	V	82.0	-0.17
27381.625000	41.66	74.00	32.34	150.0	V	296.0	0.79
28496.062500	40.97	74.00	33.03	150.0	V	107.0	0.34

Final_Result

Frequency (MHz)	Average (dBµV/m)	Limit (dBµV/m)	Margin (dB)	Height (cm)	Pol	Azimuth (deg)	Corr. (dB/m)
---	---	---	---	---		---	---

802.11n20 Modulation 2412MHz Test Result

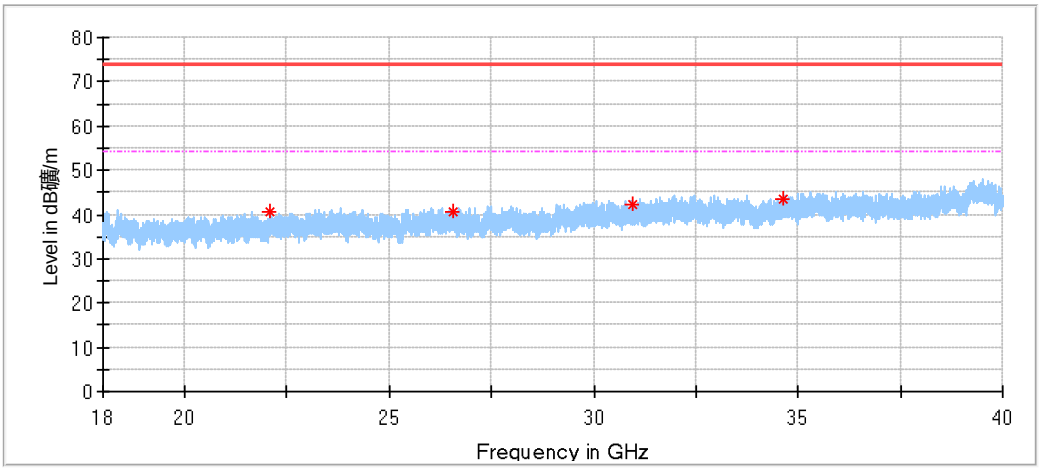

Critical_Freqs

Frequency (MHz)	MaxPeak (dBµV/m)	Limit (dBµV/m)	Margin (dB)	Height (cm)	Pol	Azimuth (deg)	Corr. (dB/m)
22083.062500	40.52	74.00	33.48	150.0	H	162.0	-1.31
26553.187500	40.75	74.00	33.25	150.0	H	147.0	1.26
30959.375000	42.44	74.00	31.56	150.0	H	223.0	0.69
34621.000000	43.53	74.00	30.47	150.0	H	269.0	1.72

Final_Result

Frequency (MHz)	Average (dBµV/m)	Limit (dBµV/m)	Margin (dB)	Height (cm)	Pol	Azimuth (deg)	Corr. (dB/m)
---	---	---	---	---		---	---

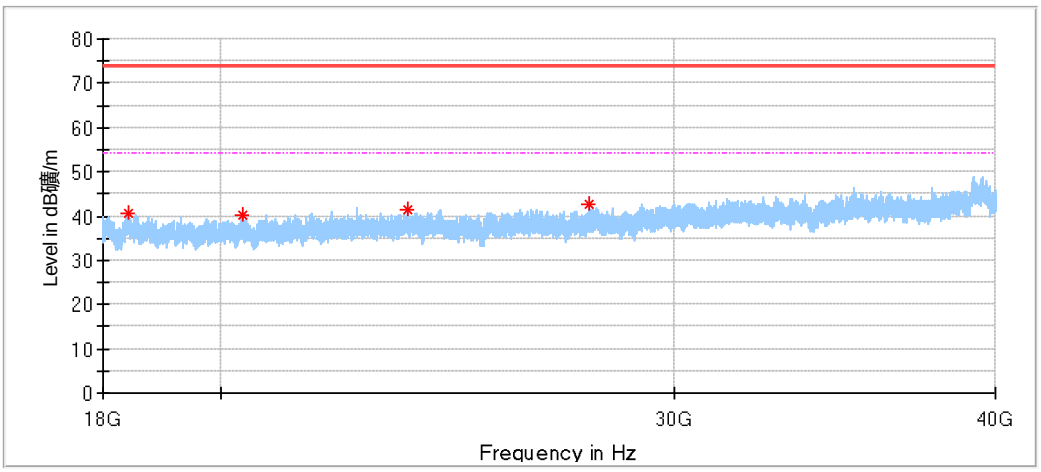

Critical_Freqs

Frequency (MHz)	MaxPeak (dBµV/m)	Limit (dBµV/m)	Margin (dB)	Height (cm)	Pol	Azimuth (deg)	Corr. (dB/m)
18416.625000	40.65	74.00	33.35	150.0	V	82.0	-4.49
20391.812500	40.08	74.00	33.92	150.0	V	95.0	-3.18
23624.437500	41.63	74.00	32.37	150.0	V	215.0	-0.33
27816.812500	42.49	74.00	31.51	150.0	V	249.0	0.65

Final_Result

Frequency (MHz)	Average (dBµV/m)	Limit (dBµV/m)	Margin (dB)	Height (cm)	Pol	Azimuth (deg)	Corr. (dB/m)
---	---	---	---	---		---	---

TÜV SÜD Certification and Testing (China) Co., Ltd. Shenzhen Branch
Building 12 & 13, Zhiheng Wisdomland Business Park, Guankou Erlu, Nantou, Nanshan District,
Shenzhen, Guangdong, China Tel. +86 755 8828 6998, Fax: +86 755 8828 5299

802.11n20 Modulation 2437MHz Test Result

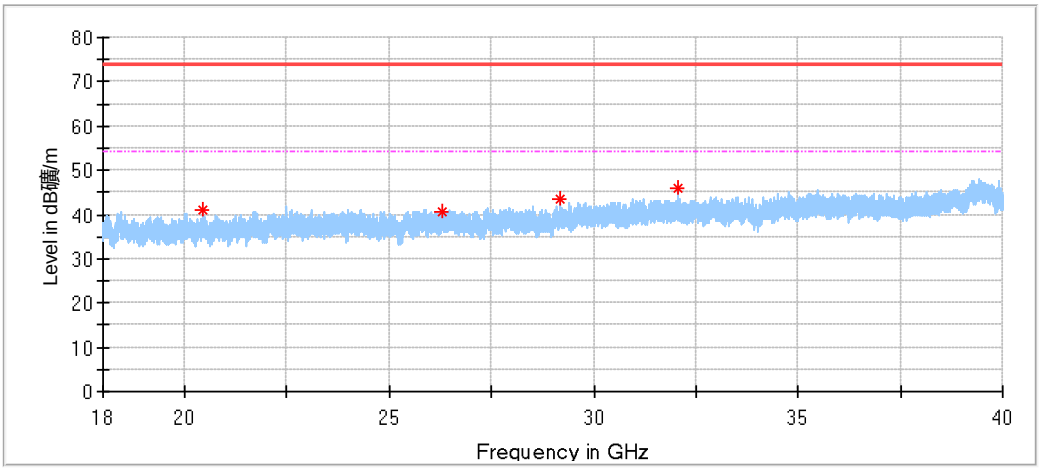

Critical_Freqs

Frequency (MHz)	MaxPeak (dBµV/m)	Limit (dBµV/m)	Margin (dB)	Height (cm)	Pol	Azimuth (deg)	Corr. (dB/m)
20426.187500	40.89	74.00	33.11	150.0	H	239.0	-3.14
26289.187500	40.75	74.00	33.25	150.0	H	300.0	0.85
29184.937500	43.53	74.00	30.47	150.0	H	86.0	0.50
32059.375000	45.79	74.00	28.21	150.0	H	147.0	1.71

Final_Result

Frequency (MHz)	Average (dBµV/m)	Limit (dBµV/m)	Margin (dB)	Height (cm)	Pol	Azimuth (deg)	Corr. (dB/m)
---	---	---	---	---		---	---

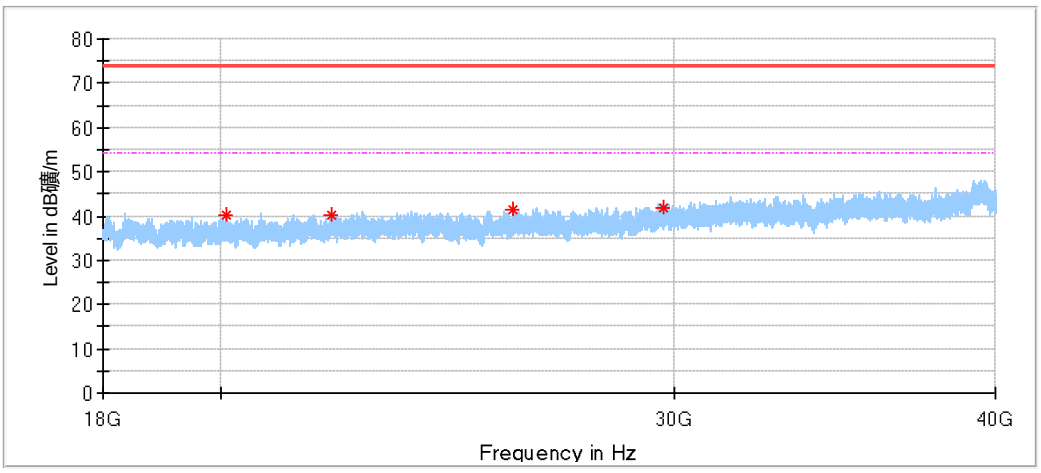

Critical_Freqs

Frequency (MHz)	MaxPeak (dBµV/m)	Limit (dBµV/m)	Margin (dB)	Height (cm)	Pol	Azimuth (deg)	Corr. (dB/m)
20100.312500	40.23	74.00	33.77	150.0	V	285.0	-3.64
22092.687500	40.36	74.00	33.64	150.0	V	300.0	-1.30
25995.625000	41.30	74.00	32.70	150.0	V	201.0	0.85
29730.125000	42.03	74.00	31.97	150.0	V	122.0	0.73

Final_Result

Frequency (MHz)	Average (dBµV/m)	Limit (dBµV/m)	Margin (dB)	Height (cm)	Pol	Azimuth (deg)	Corr. (dB/m)
---	---	---	---	---		---	---

TÜV SÜD Certification and Testing (China) Co., Ltd. Shenzhen Branch
Building 12 & 13, Zhiheng Wisdomland Business Park, Guankou Erlu, Nantou, Nanshan District,
Shenzhen, Guangdong, China Tel. +86 755 8828 6998, Fax: +86 755 8828 5299

802.11n20 Modulation 2462MHz Test Result

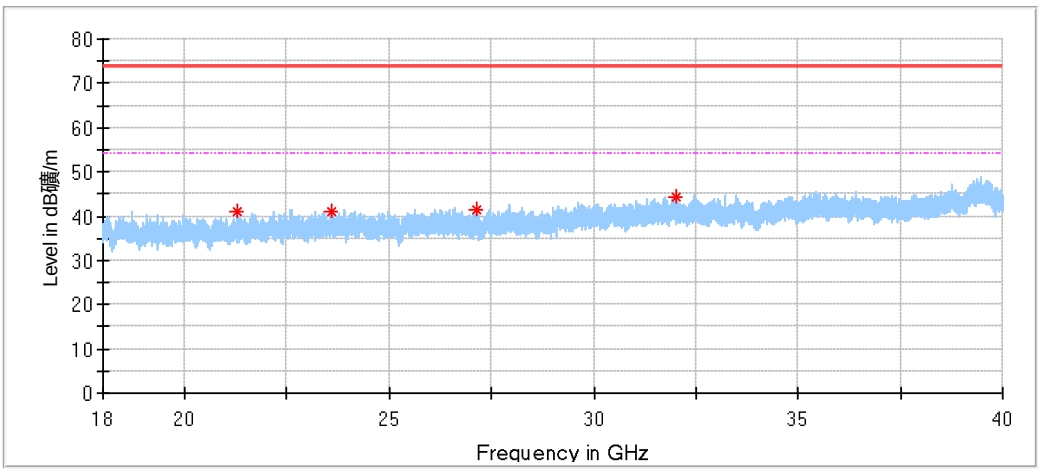

Critical_Freqs

Frequency (MHz)	MaxPeak (dBµV/m)	Limit (dBµV/m)	Margin (dB)	Height (cm)	Pol	Azimuth (deg)	Corr. (dB/m)
21277.312500	40.99	74.00	33.01	150.0	H	82.0	-2.24
23572.187500	41.03	74.00	32.97	150.0	H	130.0	-0.38
27150.625000	41.47	74.00	32.53	150.0	H	82.0	0.52
32032.562500	44.29	74.00	29.71	150.0	H	208.0	1.71

Final_Result

Frequency (MHz)	Average (dBµV/m)	Limit (dBµV/m)	Margin (dB)	Height (cm)	Pol	Azimuth (deg)	Corr. (dB/m)
---	---	---	---	---		---	---

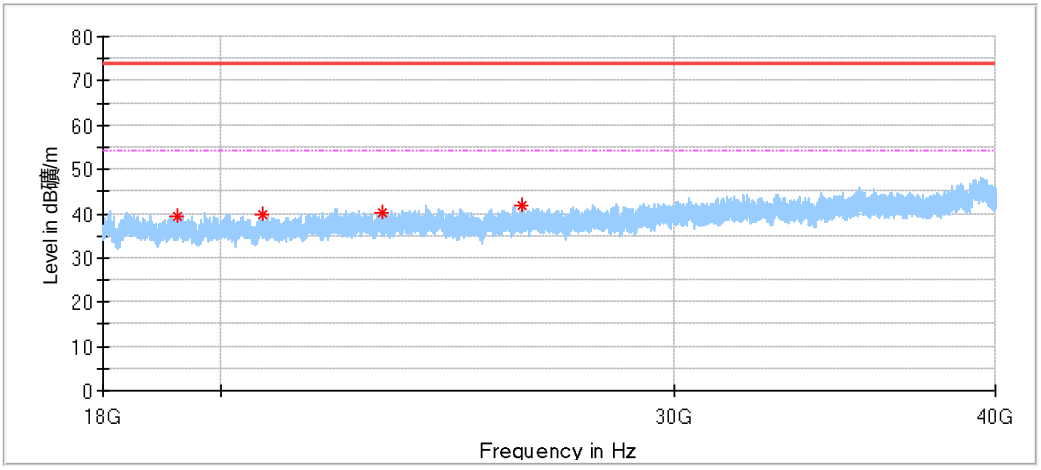

Critical_Freqs

Frequency (MHz)	MaxPeak (dBµV/m)	Limit (dBµV/m)	Margin (dB)	Height (cm)	Pol	Azimuth (deg)	Corr. (dB/m)
19245.062500	39.35	74.00	34.65	150.0	V	86.0	-4.28
20756.187500	39.98	74.00	34.02	150.0	V	147.0	-2.70
23120.500000	40.30	74.00	33.70	150.0	V	193.0	-0.60
26205.312500	41.82	74.00	32.18	150.0	V	82.0	0.79

Final_Result

Frequency (MHz)	Average (dBµV/m)	Limit (dBµV/m)	Margin (dB)	Height (cm)	Pol	Azimuth (deg)	Corr. (dB/m)
---	---	---	---	---		---	---

TÜV SÜD Certification and Testing (China) Co., Ltd. Shenzhen Branch
Building 12 & 13, Zhiheng Wisdomland Business Park, Guankou Erlu, Nantou, Nanshan District,
Shenzhen, Guangdong, China Tel. +86 755 8828 6998, Fax: +86 755 8828 5299

802.11n40 Modulation 2422MHz Test Result

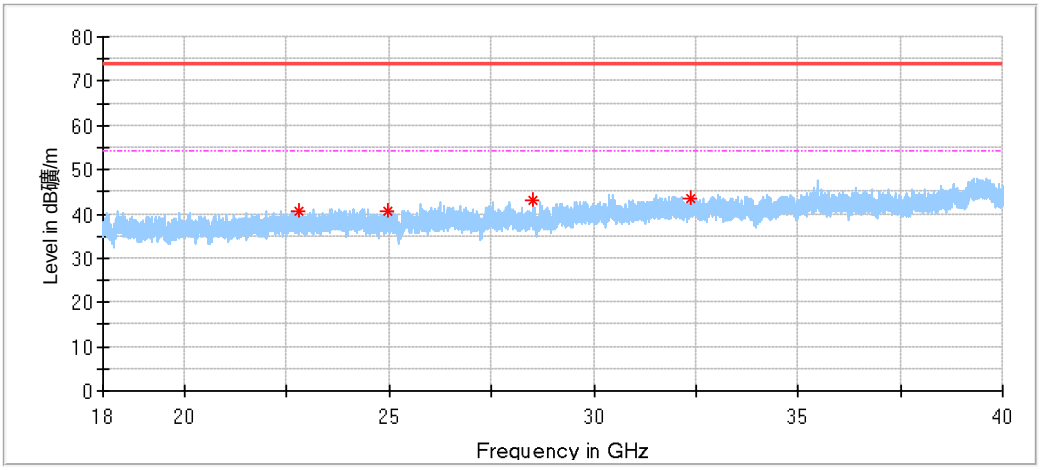

Critical_Freqs

Frequency (MHz)	MaxPeak (dBµV/m)	Limit (dBµV/m)	Margin (dB)	Height (cm)	Pol	Azimuth (deg)	Corr. (dB/m)
22808.375000	40.48	74.00	33.52	150.0	H	49.0	-0.76
24983.625000	40.56	74.00	33.44	150.0	H	49.0	-0.31
28501.562500	43.03	74.00	30.97	150.0	H	236.0	0.34
32362.562500	43.53	74.00	30.47	150.0	H	113.0	1.26

Final_Result

Frequency (MHz)	Average (dBµV/m)	Limit (dBµV/m)	Margin (dB)	Height (cm)	Pol	Azimuth (deg)	Corr. (dB/m)
---	---	---	---	---		---	---

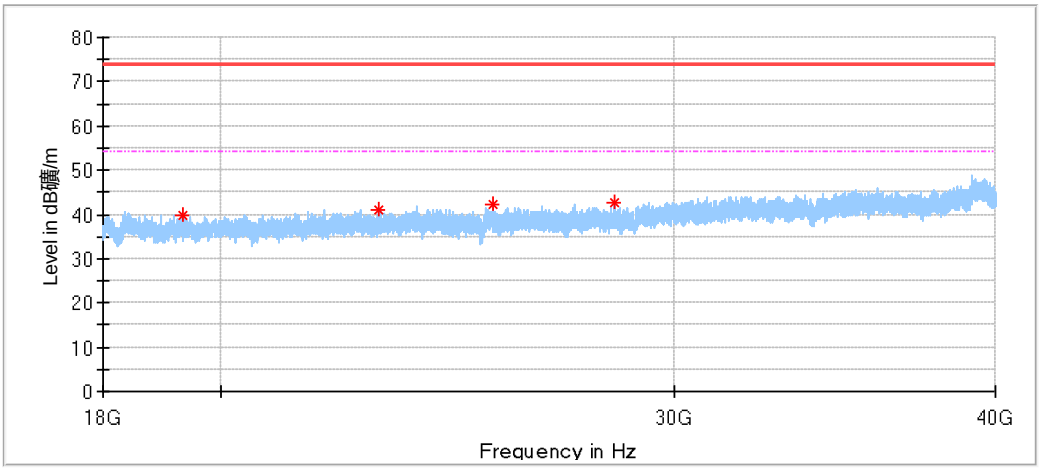

Critical_Freqs

Frequency (MHz)	MaxPeak (dBµV/m)	Limit (dBµV/m)	Margin (dB)	Height (cm)	Pol	Azimuth (deg)	Corr. (dB/m)
19321.375000	39.65	74.00	34.35	150.0	V	297.0	-4.21
23046.937500	40.85	74.00	33.15	150.0	V	144.0	-0.66
25508.875000	42.25	74.00	31.75	150.0	V	221.0	0.53
28439.000000	42.61	74.00	31.39	150.0	V	68.0	0.28

Final_Result

Frequency (MHz)	Average (dBµV/m)	Limit (dBµV/m)	Margin (dB)	Height (cm)	Pol	Azimuth (deg)	Corr. (dB/m)
---	---	---	---	---		---	---

TÜV SÜD Certification and Testing (China) Co., Ltd. Shenzhen Branch
Building 12 & 13, Zhiheng Wisdomland Business Park, Guankou Erlu, Nantou, Nanshan District,
Shenzhen, Guangdong, China Tel. +86 755 8828 6998, Fax: +86 755 8828 5299

802.11n40 Modulation 2437MHz Test Result

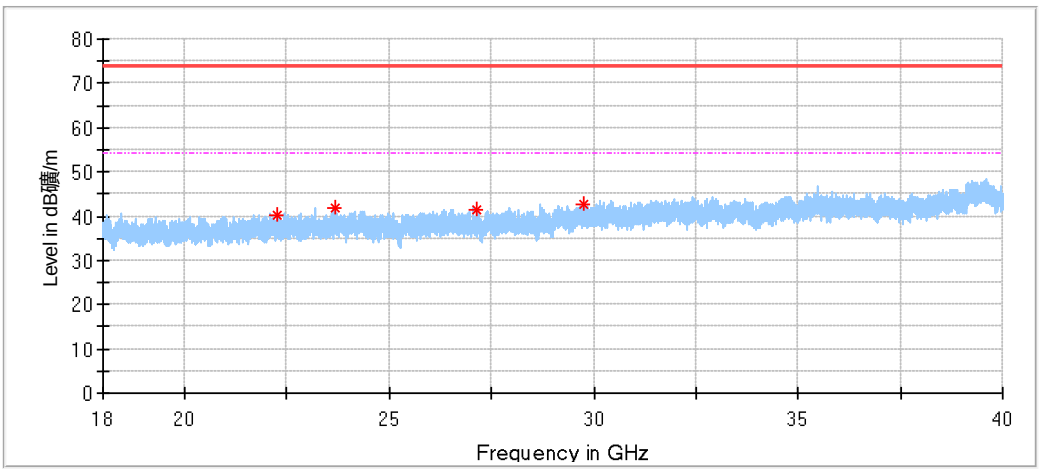

Critical_Freqs

Frequency (MHz)	MaxPeak (dBµV/m)	Limit (dBµV/m)	Margin (dB)	Height (cm)	Pol	Azimuth (deg)	Corr. (dB/m)
22266.625000	40.17	74.00	33.83	150.0	H	269.0	-1.10
23662.937500	41.95	74.00	32.05	150.0	H	82.0	-0.29
27138.250000	41.27	74.00	32.73	150.0	H	89.0	0.54
29743.875000	42.66	74.00	31.34	150.0	H	191.0	0.73

Final_Result

Frequency (MHz)	Average (dBµV/m)	Limit (dBµV/m)	Margin (dB)	Height (cm)	Pol	Azimuth (deg)	Corr. (dB/m)
---	---	---	---	---		---	---

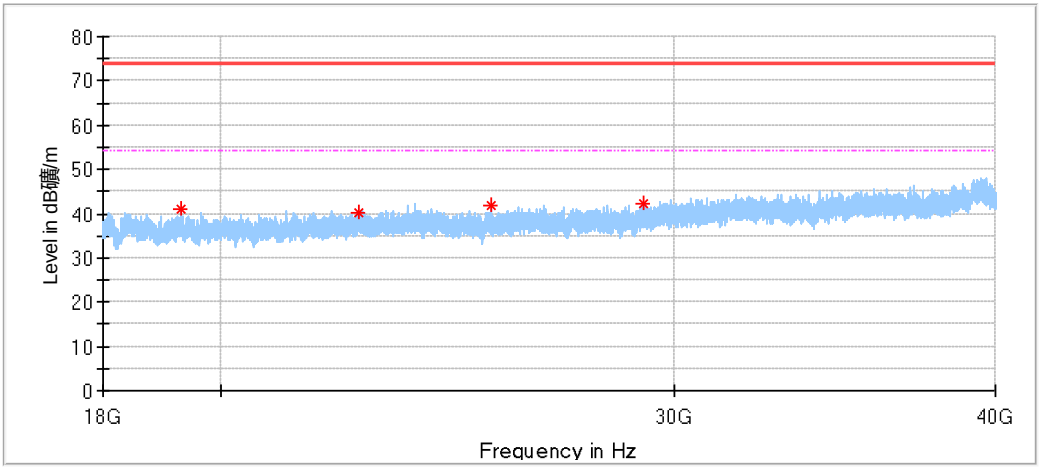

Critical_Freqs

Frequency (MHz)	MaxPeak (dBµV/m)	Limit (dBµV/m)	Margin (dB)	Height (cm)	Pol	Azimuth (deg)	Corr. (dB/m)
19289.750000	40.92	74.00	33.08	150.0	V	300.0	-4.24
22618.625000	40.40	74.00	33.60	150.0	V	181.0	-0.80
25471.062500	41.82	74.00	32.18	150.0	V	130.0	0.47
29172.562500	42.41	74.00	31.59	150.0	V	82.0	0.51

Final_Result

Frequency (MHz)	Average (dBµV/m)	Limit (dBµV/m)	Margin (dB)	Height (cm)	Pol	Azimuth (deg)	Corr. (dB/m)
---	---	---	---	---		---	---

802.11n40 Modulation 2452MHz Test Result

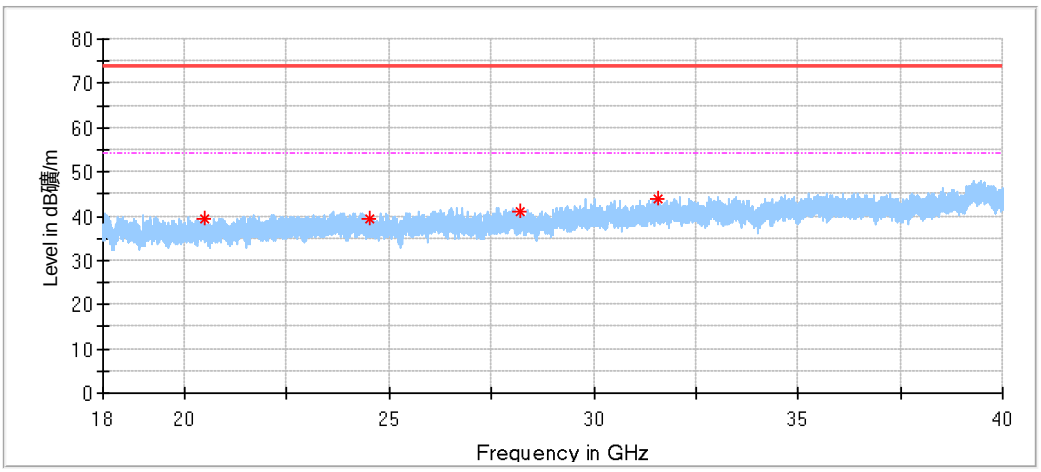

Critical_Freqs

Frequency (MHz)	MaxPeak (dBµV/m)	Limit (dBµV/m)	Margin (dB)	Height (cm)	Pol	Azimuth (deg)	Corr. (dB/m)
20492.875000	39.25	74.00	34.75	150.0	H	89.0	-3.06
24536.750000	39.48	74.00	34.52	150.0	H	191.0	-0.23
28203.187500	41.09	74.00	32.91	150.0	H	206.0	0.24
31583.625000	44.00	74.00	30.00	150.0	H	145.0	1.48

Final_Result

Frequency (MHz)	Average (dBµV/m)	Limit (dBµV/m)	Margin (dB)	Height (cm)	Pol	Azimuth (deg)	Corr. (dB/m)
---	---	---	---	---		---	---

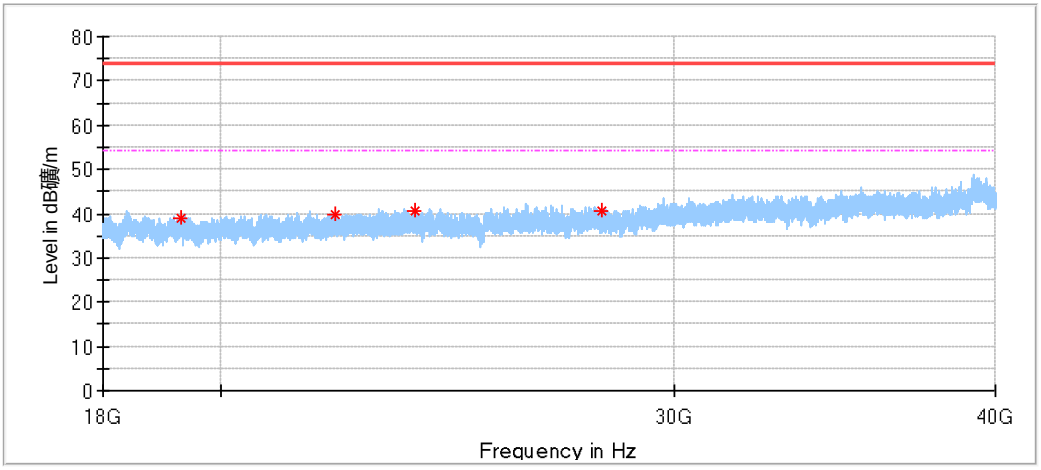

Critical_Freqs

Frequency (MHz)	MaxPeak (dBµV/m)	Limit (dBµV/m)	Margin (dB)	Height (cm)	Pol	Azimuth (deg)	Corr. (dB/m)
19302.125000	39.10	74.00	34.90	150.0	V	208.0	-4.23
22173.125000	39.79	74.00	34.21	150.0	V	113.0	-1.17
23804.562500	40.73	74.00	33.27	150.0	V	130.0	-0.18
28131.000000	40.78	74.00	33.22	150.0	V	147.0	0.42

Final_Result

Frequency (MHz)	Average (dBµV/m)	Limit (dBµV/m)	Margin (dB)	Height (cm)	Pol	Azimuth (deg)	Corr. (dB/m)
---	---	---	---	---		---	---

802.11Ax20 Modulation 2412MHz Test Result

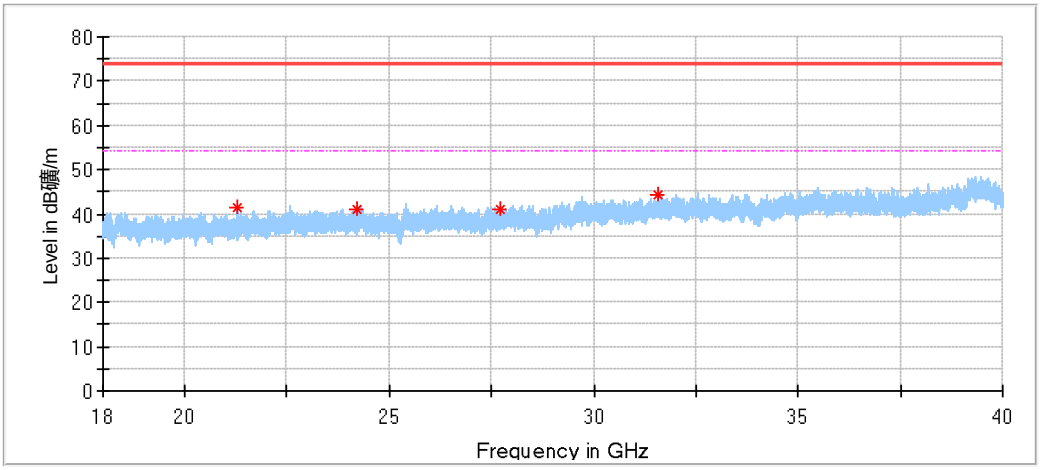

Critical_Freqs

Frequency (MHz)	MaxPeak (dBµV/m)	Limit (dBµV/m)	Margin (dB)	Height (cm)	Pol	Azimuth (deg)	Corr. (dB/m)
21269.062500	41.39	74.00	32.61	150.0	H	312.0	-2.25
24201.937500	41.03	74.00	32.97	150.0	H	159.0	-0.16
27708.187500	41.01	74.00	32.99	150.0	H	83.0	0.69
31576.062500	44.38	74.00	29.62	150.0	H	129.0	1.48

Final_Result

Frequency (MHz)	Average (dBµV/m)	Limit (dBµV/m)	Margin (dB)	Height (cm)	Pol	Azimuth (deg)	Corr. (dB/m)
---	---	---	---	---		---	---

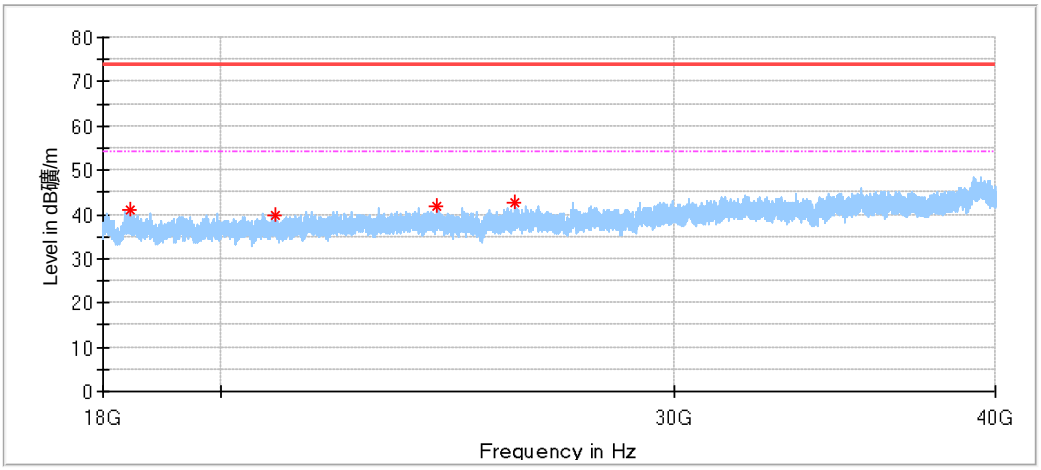

Critical_Freqs

Frequency (MHz)	MaxPeak (dBµV/m)	Limit (dBµV/m)	Margin (dB)	Height (cm)	Pol	Azimuth (deg)	Corr. (dB/m)
18446.875000	41.23	74.00	32.77	150.0	V	248.0	-4.46
20995.437500	39.66	74.00	34.34	150.0	V	324.0	-2.47
24272.750000	41.87	74.00	32.13	150.0	V	351.0	-0.15
26020.375000	42.71	74.00	31.29	150.0	V	65.0	0.84

Final_Result

Frequency (MHz)	Average (dBµV/m)	Limit (dBµV/m)	Margin (dB)	Height (cm)	Pol	Azimuth (deg)	Corr. (dB/m)
---	---	---	---	---		---	---

TÜV SÜD Certification and Testing (China) Co., Ltd. Shenzhen Branch
Building 12 & 13, Zhiheng Wisdomland Business Park, Guankou Erlu, Nantou, Nanshan District,
Shenzhen, Guangdong, China Tel. +86 755 8828 6998, Fax: +86 755 8828 5299

802.11Ax20 Modulation 2437MHz Test Result

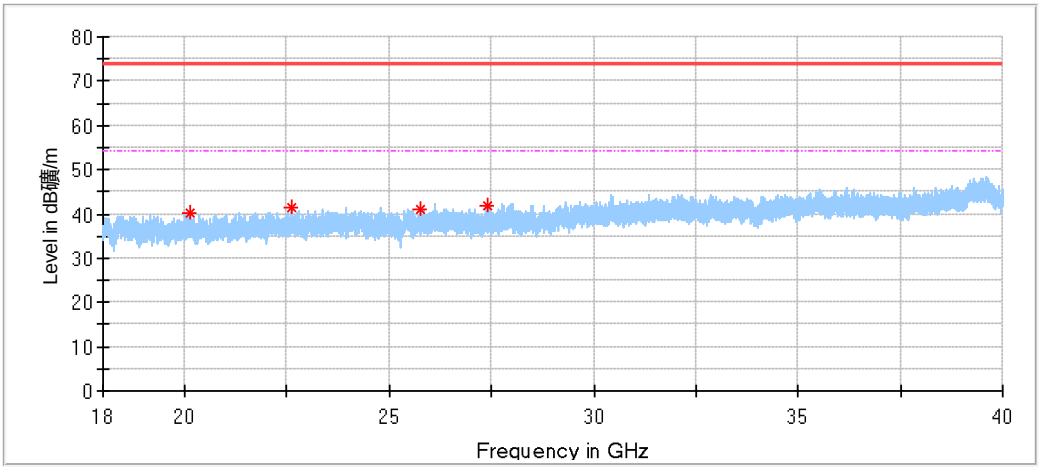

Critical_Freqs

Frequency (MHz)	MaxPeak (dBµV/m)	Limit (dBµV/m)	Margin (dB)	Height (cm)	Pol	Azimuth (deg)	Corr. (dB/m)
20107.875000	40.26	74.00	33.74	150.0	H	300.0	-3.62
22595.250000	41.32	74.00	32.68	150.0	H	82.0	-0.80
25749.500000	41.16	74.00	32.84	150.0	H	82.0	0.88
27407.062500	41.71	74.00	32.29	150.0	H	221.0	0.88

Final_Result

Frequency (MHz)	Average (dBµV/m)	Limit (dBµV/m)	Margin (dB)	Height (cm)	Pol	Azimuth (deg)	Corr. (dB/m)
---	---	---	---	---		---	---

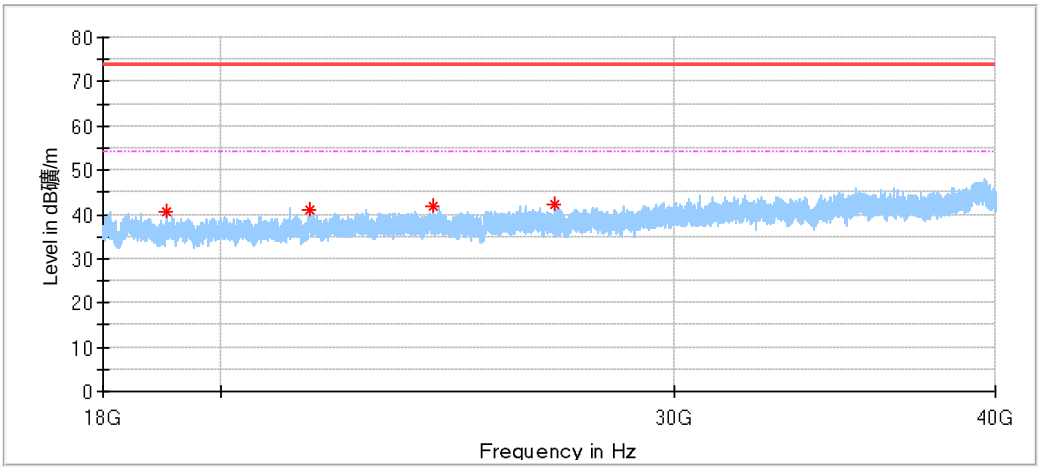

Critical_Freqs

Frequency (MHz)	MaxPeak (dBµV/m)	Limit (dBµV/m)	Margin (dB)	Height (cm)	Pol	Azimuth (deg)	Corr. (dB/m)
19049.812500	40.67	74.00	33.33	150.0	V	287.0	-4.39
21674.687500	41.04	74.00	32.96	150.0	V	147.0	-1.77
24202.625000	41.69	74.00	32.31	150.0	V	243.0	-0.16
26958.125000	42.20	74.00	31.80	150.0	V	300.0	0.75

Final_Result

Frequency (MHz)	Average (dBµV/m)	Limit (dBµV/m)	Margin (dB)	Height (cm)	Pol	Azimuth (deg)	Corr. (dB/m)
---	---	---	---	---		---	---

802.11Ax20 Modulation 2462MHz Test Result

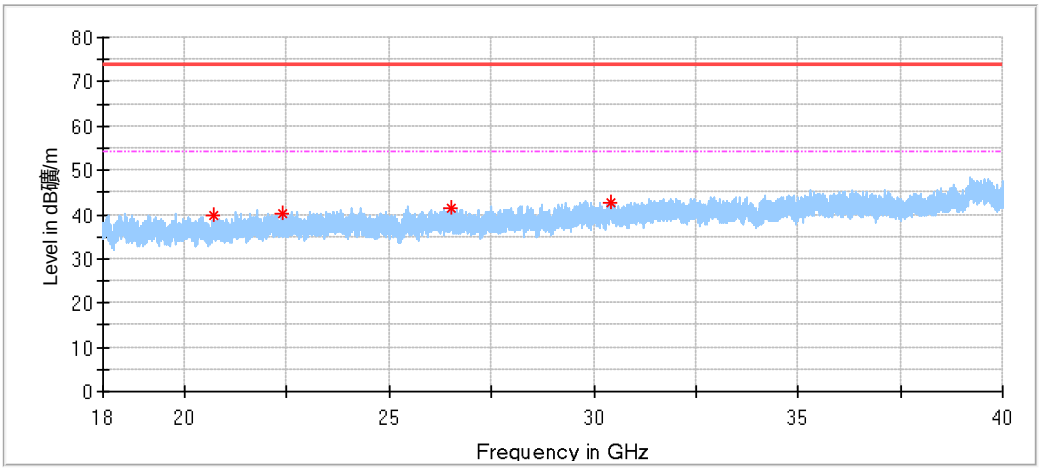

Critical_Freqs

Frequency (MHz)	MaxPeak (dBµV/m)	Limit (dBµV/m)	Margin (dB)	Height (cm)	Pol	Azimuth (deg)	Corr. (dB/m)
20719.062500	39.99	74.00	34.01	150.0	H	176.0	-2.76
22382.125000	40.07	74.00	33.93	150.0	H	237.0	-0.99
26536.000000	41.55	74.00	32.45	150.0	H	83.0	1.28
30434.812500	42.69	74.00	31.31	150.0	H	83.0	0.97

Final_Result

Frequency (MHz)	Average (dBµV/m)	Limit (dBµV/m)	Margin (dB)	Height (cm)	Pol	Azimuth (deg)	Corr. (dB/m)
---	---	---	---	---		---	---

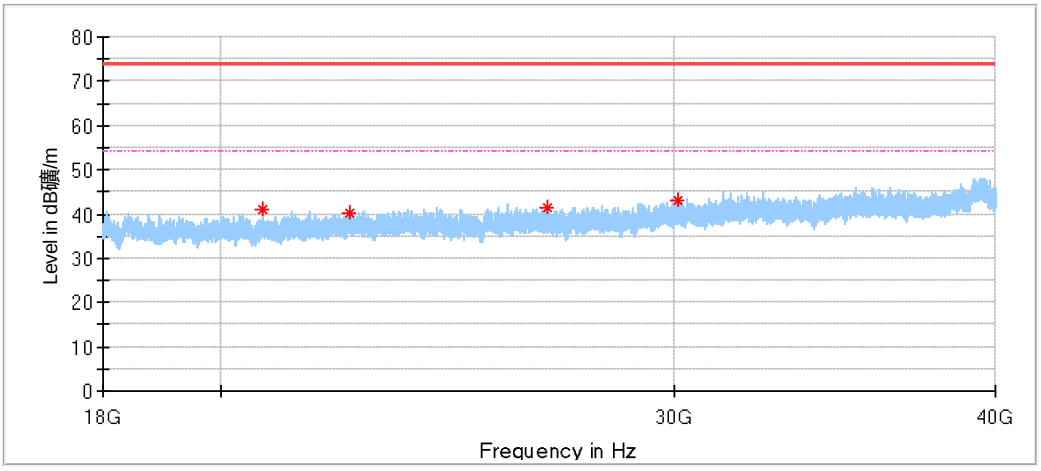

Critical_Freqs

Frequency (MHz)	MaxPeak (dBµV/m)	Limit (dBµV/m)	Margin (dB)	Height (cm)	Pol	Azimuth (deg)	Corr. (dB/m)
20758.250000	40.87	74.00	33.13	150.0	V	193.0	-2.70
22436.437500	40.35	74.00	33.65	150.0	V	162.0	-0.92
26769.750000	41.41	74.00	32.59	150.0	V	223.0	0.95
30101.375000	43.24	74.00	30.76	150.0	V	162.0	0.82

Final_Result

Frequency (MHz)	Average (dBµV/m)	Limit (dBµV/m)	Margin (dB)	Height (cm)	Pol	Azimuth (deg)	Corr. (dB/m)
---	---	---	---	---		---	---

TÜV SÜD Certification and Testing (China) Co., Ltd. Shenzhen Branch
Building 12 & 13, Zhiheng Wisdomland Business Park, Guankou Erlu, Nantou, Nanshan District,
Shenzhen, Guangdong, China Tel. +86 755 8828 6998, Fax: +86 755 8828 5299

802.11Ax40 Modulation 2422MHz Test Result

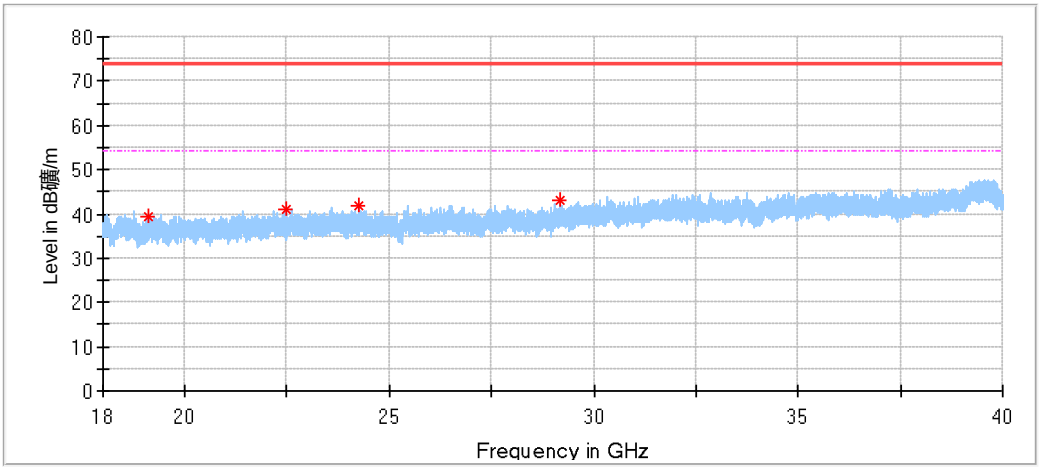

Critical_Freqs

Frequency (MHz)	MaxPeak (dBµV/m)	Limit (dBµV/m)	Margin (dB)	Height (cm)	Pol	Azimuth (deg)	Corr. (dB/m)
19092.437500	39.49	74.00	34.51	150.0	H	285.0	-4.36
22468.062500	40.83	74.00	33.17	150.0	H	100.0	-0.86
24263.812500	41.65	74.00	32.35	150.0	H	296.0	-0.15
29194.562500	43.18	74.00	30.82	150.0	H	296.0	0.49

Final_Result

Frequency (MHz)	Average (dBµV/m)	Limit (dBµV/m)	Margin (dB)	Height (cm)	Pol	Azimuth (deg)	Corr. (dB/m)
---	---	---	---	---		---	---

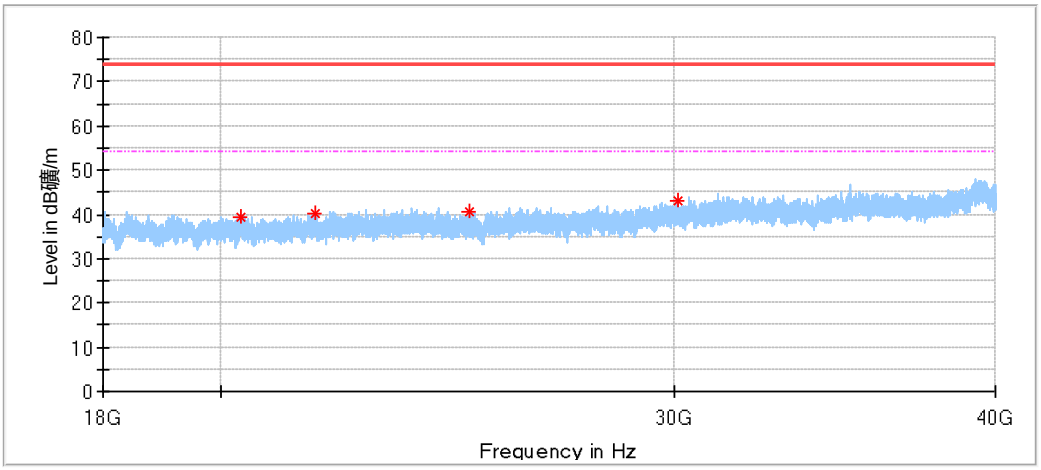

Critical_Freqs

Frequency (MHz)	MaxPeak (dBµV/m)	Limit (dBµV/m)	Margin (dB)	Height (cm)	Pol	Azimuth (deg)	Corr. (dB/m)
20351.937500	39.28	74.00	34.72	150.0	V	300.0	-3.23
21755.125000	40.22	74.00	33.78	150.0	V	265.0	-1.70
24997.375000	40.79	74.00	33.21	150.0	V	219.0	-0.32
30133.000000	43.06	74.00	30.94	150.0	V	280.0	0.82

Final_Result

Frequency (MHz)	Average (dBµV/m)	Limit (dBµV/m)	Margin (dB)	Height (cm)	Pol	Azimuth (deg)	Corr. (dB/m)
---	---	---	---	---		---	---

802.11Ax40 Modulation 2437MHz Test Result

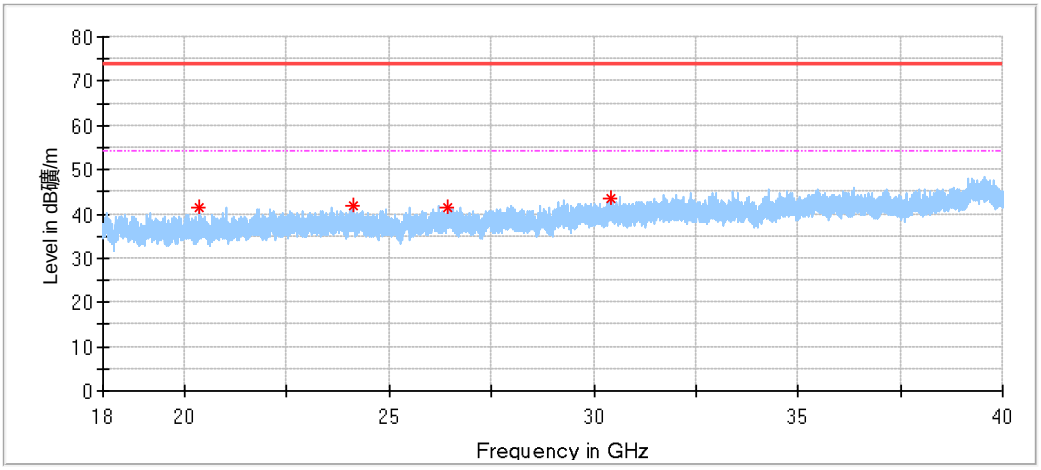

Critical_Freqs

Frequency (MHz)	MaxPeak (dBµV/m)	Limit (dBµV/m)	Margin (dB)	Height (cm)	Pol	Azimuth (deg)	Corr. (dB/m)
20357.437500	41.31	74.00	32.69	150.0	H	130.0	-3.23
24140.062500	41.85	74.00	32.15	150.0	H	206.0	-0.17
26445.250000	41.59	74.00	32.41	150.0	H	221.0	1.19
30431.375000	43.60	74.00	30.40	150.0	H	252.0	0.97

Final_Result

Frequency (MHz)	Average (dBµV/m)	Limit (dBµV/m)	Margin (dB)	Height (cm)	Pol	Azimuth (deg)	Corr. (dB/m)
---	---	---	---	---		---	---

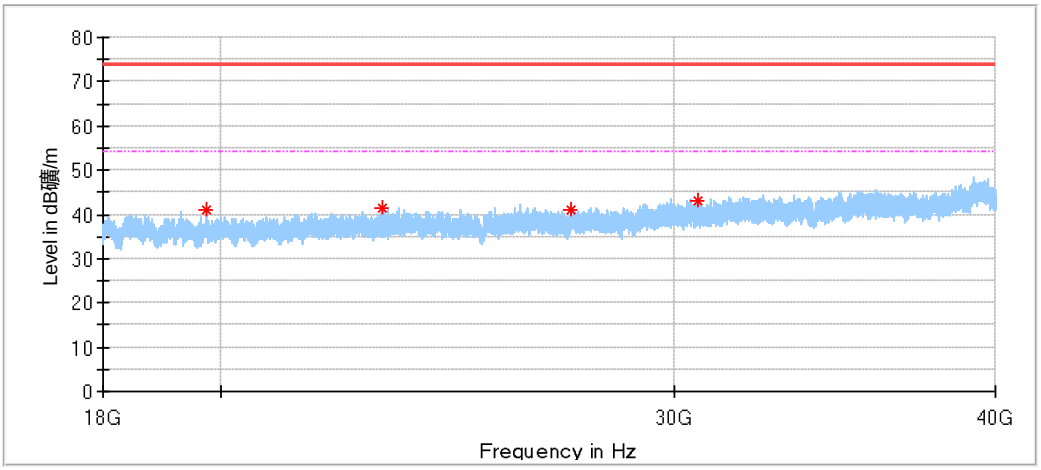

Critical_Freqs

Frequency (MHz)	MaxPeak (dBµV/m)	Limit (dBµV/m)	Margin (dB)	Height (cm)	Pol	Azimuth (deg)	Corr. (dB/m)
19737.312500	40.90	74.00	33.10	150.0	V	86.0	-4.10
23121.875000	41.49	74.00	32.51	150.0	V	228.0	-0.60
27361.687500	40.97	74.00	33.03	150.0	V	113.0	0.73
30629.375000	43.21	74.00	30.79	150.0	V	113.0	0.86

Final_Result

Frequency (MHz)	Average (dBµV/m)	Limit (dBµV/m)	Margin (dB)	Height (cm)	Pol	Azimuth (deg)	Corr. (dB/m)
---	---	---	---	---		---	---

802.11Ax40 Modulation 2452MHz Test Result

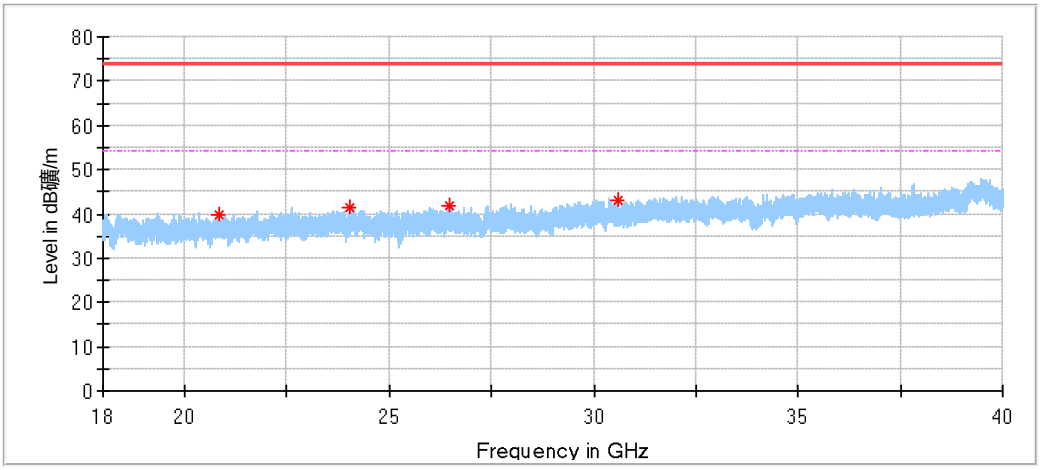

Critical_Freqs

Frequency (MHz)	MaxPeak (dBµV/m)	Limit (dBµV/m)	Margin (dB)	Height (cm)	Pol	Azimuth (deg)	Corr. (dB/m)
20819.437500	39.78	74.00	34.22	150.0	H	296.0	-2.64
24022.500000	41.45	74.00	32.55	150.0	H	191.0	-0.21
26479.625000	41.89	74.00	32.11	150.0	H	82.0	1.26
30617.000000	42.99	74.00	31.01	150.0	H	206.0	0.88

Final_Result

Frequency (MHz)	Average (dBµV/m)	Limit (dBµV/m)	Margin (dB)	Height (cm)	Pol	Azimuth (deg)	Corr. (dB/m)
---	---	---	---	---		---	---

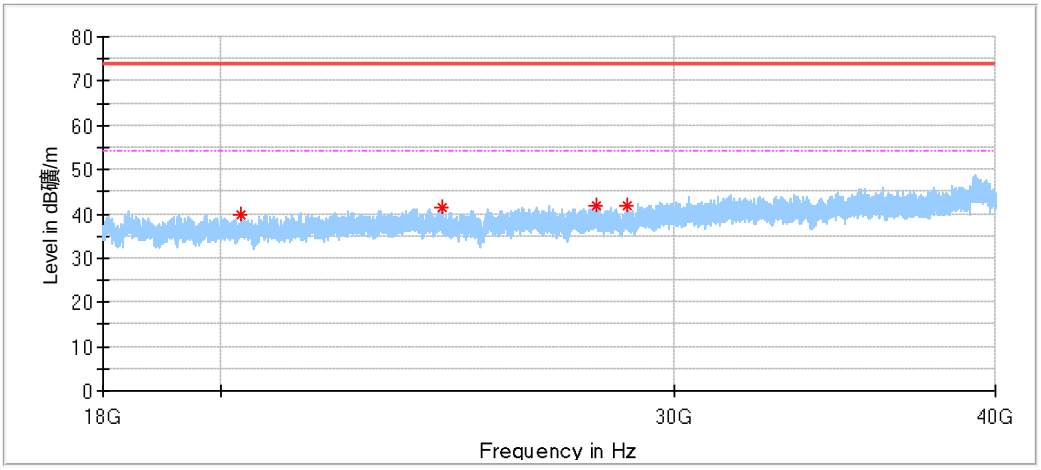

Critical_Freqs

Frequency (MHz)	MaxPeak (dBµV/m)	Limit (dBµV/m)	Margin (dB)	Height (cm)	Pol	Azimuth (deg)	Corr. (dB/m)
20376.000000	39.79	74.00	34.21	150.0	V	226.0	-3.20
24364.875000	41.42	74.00	32.58	150.0	V	181.0	-0.18
27974.250000	41.93	74.00	32.07	150.0	V	97.0	0.73
28784.812500	41.91	74.00	32.09	150.0	V	300.0	0.28

Final_Result

Frequency (MHz)	Average (dBµV/m)	Limit (dBµV/m)	Margin (dB)	Height (cm)	Pol	Azimuth (deg)	Corr. (dB/m)
---	---	---	---	---		---	---

TÜV SÜD Certification and Testing (China) Co., Ltd. Shenzhen Branch
Building 12 & 13, Zhiheng Wisdomland Business Park, Guankou Erlu, Nantou, Nanshan District,
Shenzhen, Guangdong, China Tel. +86 755 8828 6998, Fax: +86 755 8828 5299

Emissions at Restricted Band:

802.11b Modulation 2412MHz Test Result

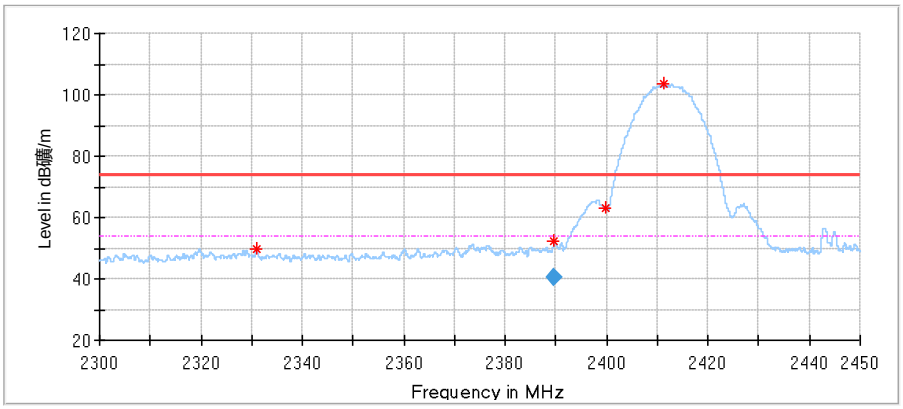

Critical_Freqs

Frequency (MHz)	MaxPeak (dBµV/m)	Limit (dBµV/m)	Margin (dB)	Height (cm)	Pol	Azimuth (deg)	Corr. (dB/m)
2331.125000	49.81	74.00	24.19	150.0	H	304.0	-0.93
2389.715000	52.07	74.00	21.93	150.0	H	304.0	-0.42

Final_Result

Frequency (MHz)	Average (dBµV/m)	Limit (dBµV/m)	Margin (dB)	Height (cm)	Pol	Azimuth (deg)	Corr. (dB/m)
2389.715000	40.46	54.00	13.54	150.0	H	304.0	-0.42

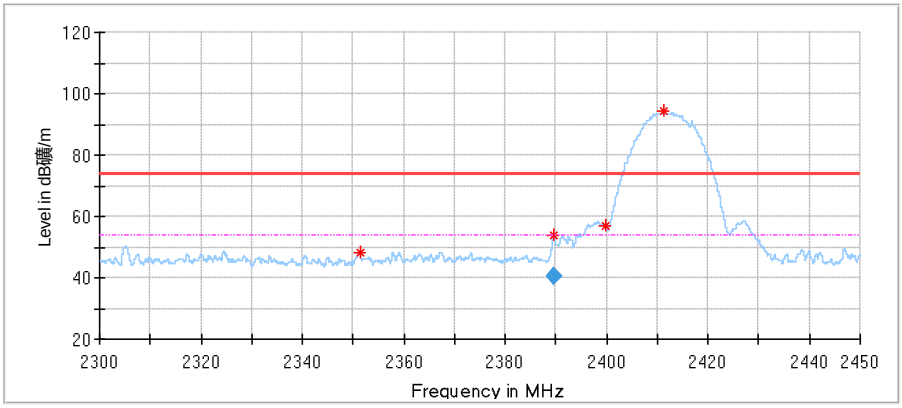

Critical_Freqs

Frequency (MHz)	MaxPeak (dBµV/m)	Limit (dBµV/m)	Margin (dB)	Height (cm)	Pol	Azimuth (deg)	Corr. (dB/m)
2351.315000	48.01	74.00	25.99	150.0	V	0.0	-0.94
2389.670000	53.83	74.00	20.17	150.0	V	29.0	-0.42

Final_Result

Frequency (MHz)	Average (dBµV/m)	Limit (dBµV/m)	Margin (dB)	Height (cm)	Pol	Azimuth (deg)	Corr. (dB/m)
2389.670000	40.33	54.00	13.67	150.0	V	29.0	-0.42

802.11b Modulation 2462MHz Test Result

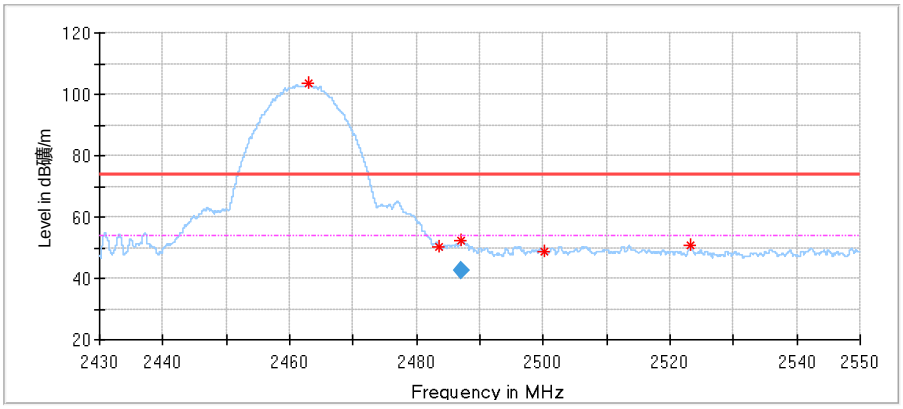

Critical_Freqs

Frequency (MHz)	MaxPeak (dBµV/m)	Limit (dBµV/m)	Margin (dB)	Height (cm)	Pol	Azimuth (deg)	Corr. (dB/m)
2483.508000	50.13	74.00	23.87	150.0	H	0.0	-0.54
2487.132000	52.35	74.00	21.65	150.0	H	0.0	-0.61
2500.260000	48.76	74.00	25.24	150.0	H	0.0	-0.80
2523.336000	50.73	74.00	23.27	150.0	H	355.0	-0.75

Final_Result

Frequency (MHz)	Average (dBµV/m)	Limit (dBµV/m)	Margin (dB)	Height (cm)	Pol	Azimuth (deg)	Corr. (dB/m)
2487.132000	42.32	54.00	11.68	150.0	H	0.0	-0.61

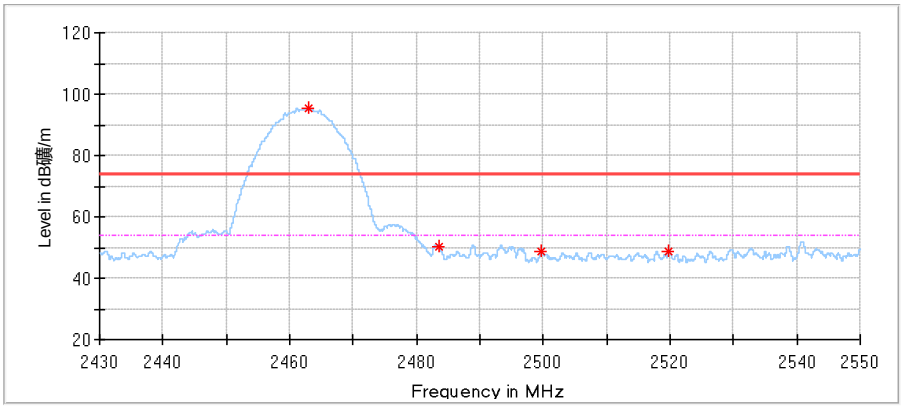

Critical_Freqs

Frequency (MHz)	MaxPeak (dBµV/m)	Limit (dBµV/m)	Margin (dB)	Height (cm)	Pol	Azimuth (deg)	Corr. (dB/m)
2483.592000	50.33	74.00	23.67	150.0	V	27.0	-0.55
2499.768000	48.47	74.00	25.53	150.0	V	38.0	-0.80
2519.772000	48.93	74.00	25.07	150.0	V	38.0	-0.77

Final_Result

Frequency (MHz)	Average (dBµV/m)	Limit (dBµV/m)	Margin (dB)	Height (cm)	Pol	Azimuth (deg)	Corr. (dB/m)
---	---	---	---	---		---	---

802.11g Modulation 2412MHz Test Result

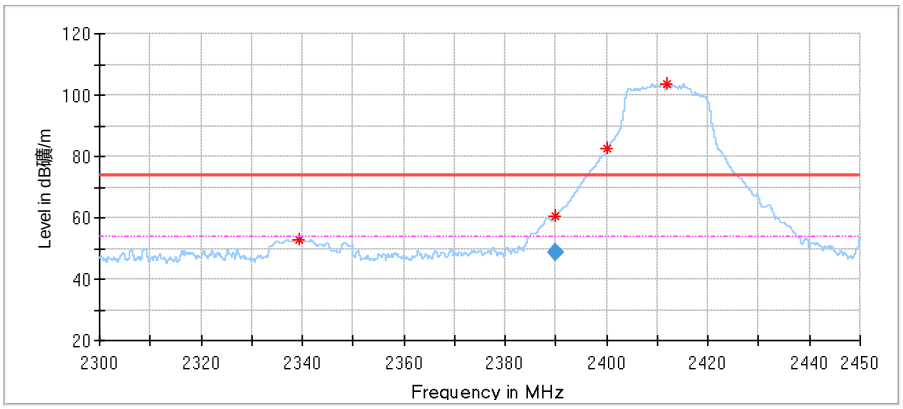

Critical_Freqs

Frequency (MHz)	MaxPeak (dBµV/m)	Limit (dBµV/m)	Margin (dB)	Height (cm)	Pol	Azimuth (deg)	Corr. (dB/m)
2339.360000	52.91	74.00	21.09	150.0	H	321.0	-0.93
2389.955000	60.62	74.00	13.38	150.0	H	355.0	-0.41

Final_Result

Frequency (MHz)	Average (dBµV/m)	Limit (dBµV/m)	Margin (dB)	Height (cm)	Pol	Azimuth (deg)	Corr. (dB/m)
2389.955000	48.80	54.00	5.20	150.0	H	355.0	-0.41

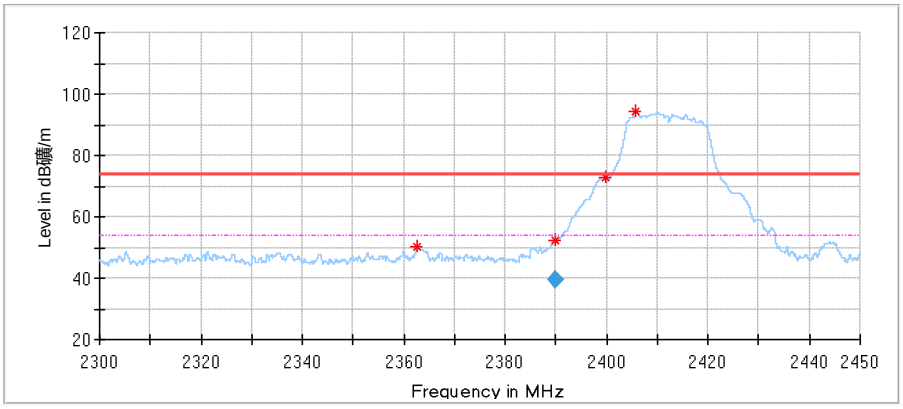

Critical_Freqs

Frequency (MHz)	MaxPeak (dBµV/m)	Limit (dBµV/m)	Margin (dB)	Height (cm)	Pol	Azimuth (deg)	Corr. (dB/m)
2362.745000	50.07	74.00	23.93	150.0	V	4.0	-0.83
2389.925000	52.42	74.00	21.58	150.0	V	84.0	-0.41

Final_Result

Frequency (MHz)	Average (dBµV/m)	Limit (dBµV/m)	Margin (dB)	Height (cm)	Pol	Azimuth (deg)	Corr. (dB/m)
2389.925000	39.69	54.00	14.31	150.0	V	84.0	-0.41

TÜV SÜD Certification and Testing (China) Co., Ltd. Shenzhen Branch
Building 12 & 13, Zhiheng Wisdomland Business Park, Guankou Erlu, Nantou, Nanshan District,
Shenzhen, Guangdong, China Tel. +86 755 8828 6998, Fax: +86 755 8828 5299

802.11g Modulation 2462MHz Test Result

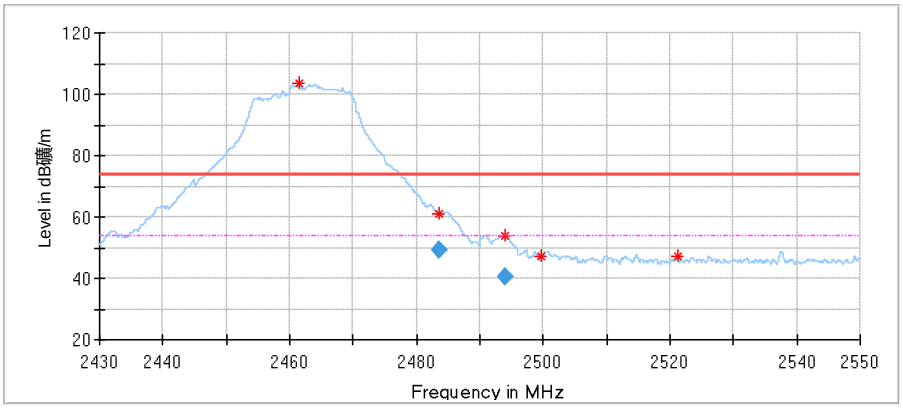

Critical_Freqs

Frequency (MHz)	MaxPeak (dBµV/m)	Limit (dBµV/m)	Margin (dB)	Height (cm)	Pol	Azimuth (deg)	Corr. (dB/m)
2483.496000	60.95	74.00	13.05	150.0	H	330.0	-0.54
2494.044000	53.86	74.00	20.14	150.0	H	285.0	-0.72
2499.600000	47.21	74.00	26.79	150.0	H	356.0	-0.80
2521.164000	46.93	74.00	27.07	150.0	H	0.0	-0.76

Final_Result

Frequency (MHz)	Average (dBµV/m)	Limit (dBµV/m)	Margin (dB)	Height (cm)	Pol	Azimuth (deg)	Corr. (dB/m)
2483.496000	49.13	54.00	4.87	150.0	H	330.0	-0.54
2494.044000	40.31	54.00	13.69	150.0	H	285.0	-0.72

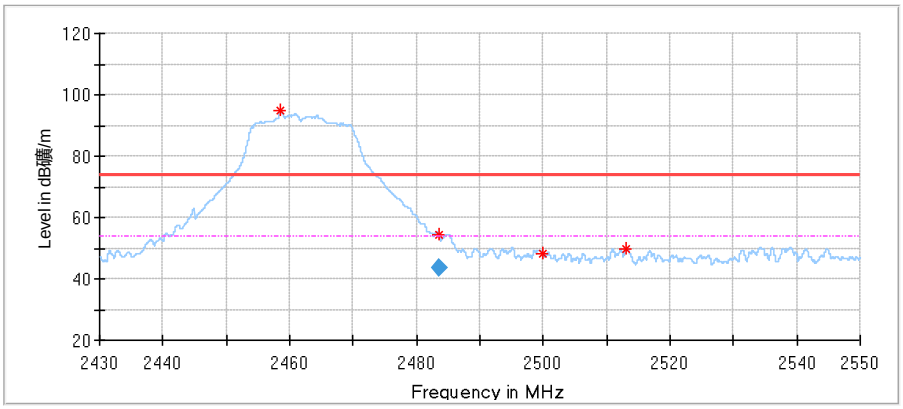

Critical_Freqs

Frequency (MHz)	MaxPeak (dBµV/m)	Limit (dBµV/m)	Margin (dB)	Height (cm)	Pol	Azimuth (deg)	Corr. (dB/m)
2483.496000	54.56	74.00	19.44	150.0	V	252.0	-0.54
2499.864000	48.42	74.00	25.58	150.0	V	31.0	-0.80
2513.076000	49.92	74.00	24.08	150.0	V	21.0	-0.78

Final_Result

Frequency (MHz)	Average (dBµV/m)	Limit (dBµV/m)	Margin (dB)	Height (cm)	Pol	Azimuth (deg)	Corr. (dB/m)
2483.496000	43.81	54.00	10.19	150.0	V	252.0	-0.54

TÜV SÜD Certification and Testing (China) Co., Ltd. Shenzhen Branch
Building 12 & 13, Zhiheng Wisdomland Business Park, Guankou Erlu, Nantou, Nanshan District,
Shenzhen, Guangdong, China Tel. +86 755 8828 6998, Fax: +86 755 8828 5299

802.11n20 Modulation 2412MHz Test Result

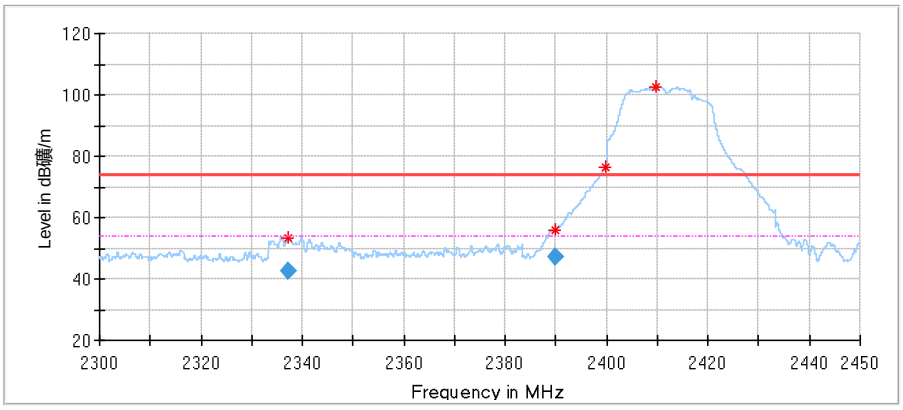

Critical_Freqs

Frequency (MHz)	MaxPeak (dBµV/m)	Limit (dBµV/m)	Margin (dB)	Height (cm)	Pol	Azimuth (deg)	Corr. (dB/m)
2337.230000	53.48	74.00	20.52	150.0	H	121.0	-0.93
2390.015000	56.05	74.00	17.95	150.0	H	285.0	-0.41

Final_Result

Frequency (MHz)	Average (dBµV/m)	Limit (dBµV/m)	Margin (dB)	Height (cm)	Pol	Azimuth (deg)	Corr. (dB/m)
2337.230000	42.47	54.00	11.53	150.0	H	121.0	-0.93
2390.015000	47.20	54.00	6.80	150.0	H	285.0	-0.41

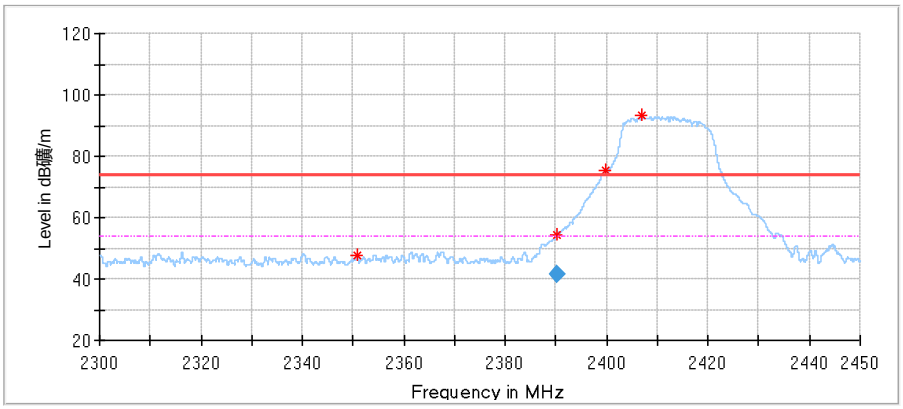

Critical_Freqs

Frequency (MHz)	MaxPeak (dBµV/m)	Limit (dBµV/m)	Margin (dB)	Height (cm)	Pol	Azimuth (deg)	Corr. (dB/m)
2350.850000	47.78	74.00	26.22	150.0	V	4.0	-0.94
2390.225000	54.37	74.00	19.63	150.0	V	255.0	-0.41

Final_Result

Frequency (MHz)	Average (dBµV/m)	Limit (dBµV/m)	Margin (dB)	Height (cm)	Pol	Azimuth (deg)	Corr. (dB/m)
2390.225000	41.62	54.00	12.38	150.0	V	255.0	-0.41

802.11n20 Modulation 2462MHz Test Result

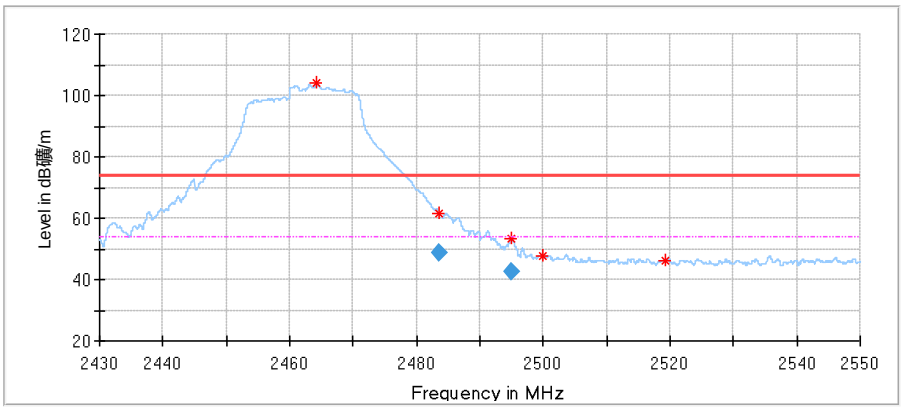

Critical_Freqs

Frequency (MHz)	MaxPeak (dBµV/m)	Limit (dBµV/m)	Margin (dB)	Height (cm)	Pol	Azimuth (deg)	Corr. (dB/m)
2483.496000	61.51	74.00	12.49	150.0	H	0.0	-0.54
2495.040000	53.25	74.00	20.75	150.0	H	333.0	-0.74
2499.960000	47.52	74.00	26.48	150.0	H	6.0	-0.80
2519.304000	46.35	74.00	27.65	150.0	H	296.0	-0.77

Final_Result

Frequency (MHz)	Average (dBµV/m)	Limit (dBµV/m)	Margin (dB)	Height (cm)	Pol	Azimuth (deg)	Corr. (dB/m)
2483.496000	48.75	54.00	5.25	150.0	H	0.0	-0.54
2495.040000	42.70	54.00	11.30	150.0	H	333.0	-0.74

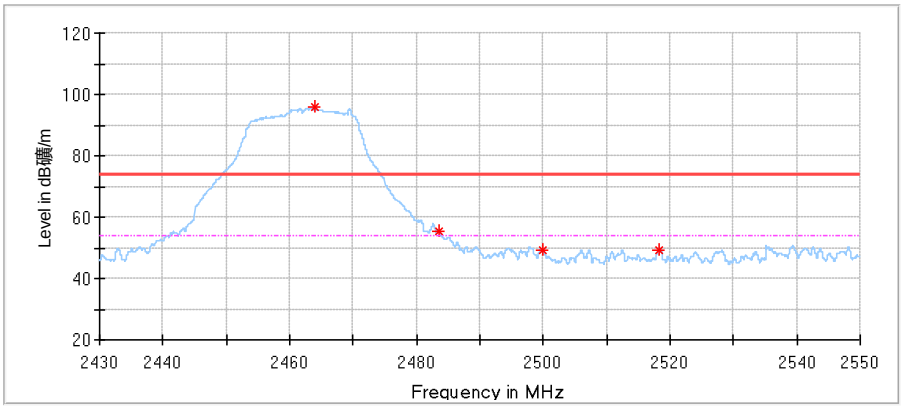

Critical_Freqs

Frequency (MHz)	MaxPeak (dBµV/m)	Limit (dBµV/m)	Margin (dB)	Height (cm)	Pol	Azimuth (deg)	Corr. (dB/m)
2483.592000	55.33	74.00	18.67	150.0	V	300.0	-0.55
2499.864000	49.24	74.00	24.76	150.0	V	35.0	-0.80
2518.212000	49.36	74.00	24.64	150.0	V	35.0	-0.77

Final_Result

Frequency (MHz)	Average (dBµV/m)	Limit (dBµV/m)	Margin (dB)	Height (cm)	Pol	Azimuth (deg)	Corr. (dB/m)
---	---	---	---	---		---	---

TÜV SÜD Certification and Testing (China) Co., Ltd. Shenzhen Branch
Building 12 & 13, Zhiheng Wisdomland Business Park, Guankou Erlu, Nantou, Nanshan District,
Shenzhen, Guangdong, China Tel. +86 755 8828 6998, Fax: +86 755 8828 5299

802.11n40 Modulation 2422MHz Test Result

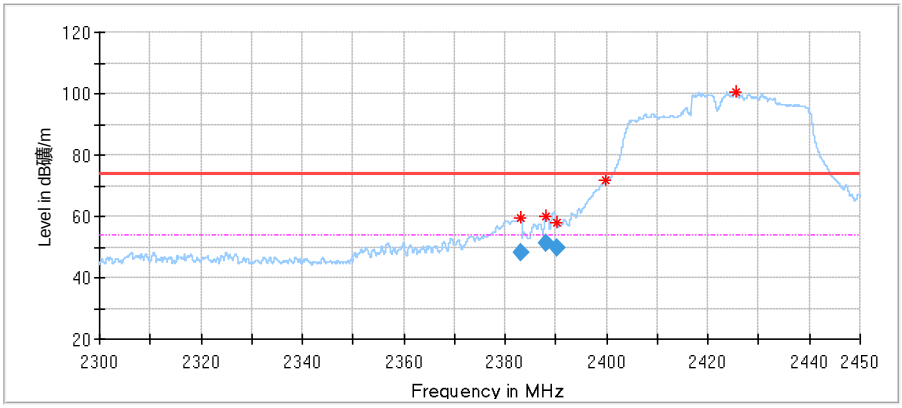

Critical_Freqs

Frequency (MHz)	MaxPeak (dBµV/m)	Limit (dBµV/m)	Margin (dB)	Height (cm)	Pol	Azimuth (deg)	Corr. (dB/m)
2383.010000	59.47	---	---	150.0	H	321.0	-0.54
2388.095000	60.03	74.00	13.97	150.0	H	0.0	-0.45
2390.165000	57.77	74.00	16.23	150.0	H	0.0	-0.41

Final_Result

Frequency (MHz)	Average (dBµV/m)	Limit (dBµV/m)	Margin (dB)	Height (cm)	Pol	Azimuth (deg)	Corr. (dB/m)
2383.010000	48.27	54.00	5.73	150.0	H	321.0	-0.54
2388.095000	51.08	54.00	2.92	150.0	H	0.0	-0.45
2390.165000	49.99	54.00	4.01	150.0	H	0.0	-0.41

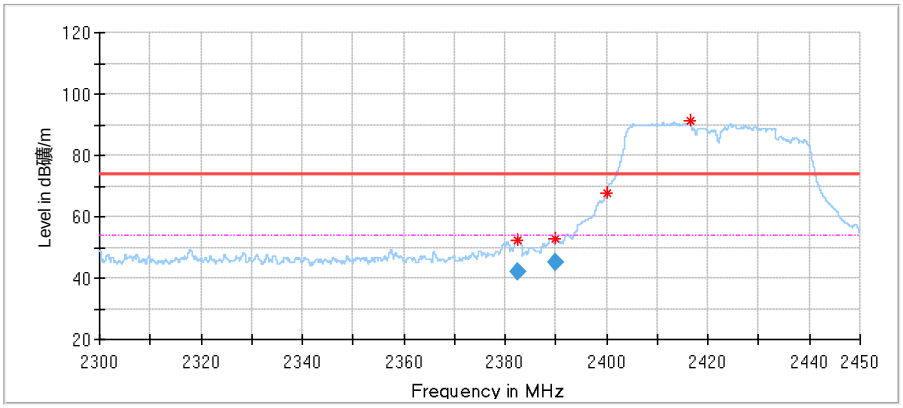

Critical_Freqs

Frequency (MHz)	MaxPeak (dBµV/m)	Limit (dBµV/m)	Margin (dB)	Height (cm)	Pol	Azimuth (deg)	Corr. (dB/m)
2382.380000	52.43	74.00	21.57	150.0	V	231.0	-0.56
2389.895000	52.64	74.00	21.36	150.0	V	0.0	-0.41

Final_Result

Frequency (MHz)	Average (dBµV/m)	Limit (dBµV/m)	Margin (dB)	Height (cm)	Pol	Azimuth (deg)	Corr. (dB/m)
2382.380000	42.26	54.00	11.74	150.0	V	231.0	-0.56
2389.895000	45.21	54.00	8.79	150.0	V	0.0	-0.41

802.11n40 Modulation 2452MHz Test Result

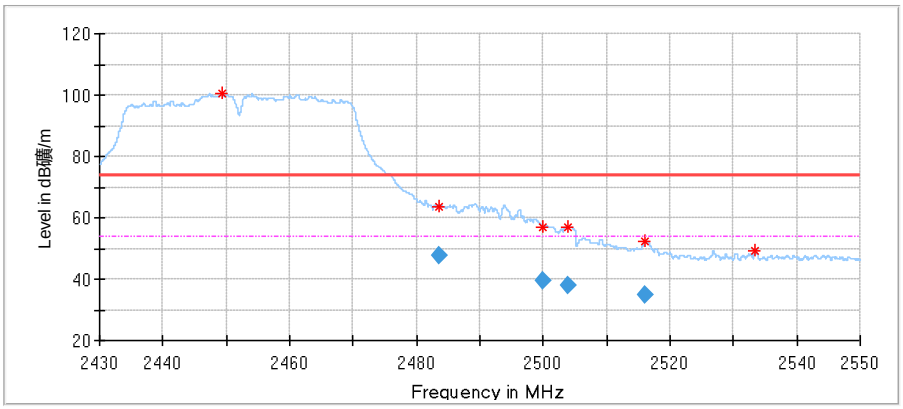

Critical_Freqs

Frequency (MHz)	MaxPeak (dBµV/m)	Limit (dBµV/m)	Margin (dB)	Height (cm)	Pol	Azimuth (deg)	Corr. (dB/m)
2483.484000	63.76	74.00	10.24	150.0	H	172.0	-0.54
2499.972000	56.70	74.00	17.30	150.0	H	293.0	-0.80
2504.004000	57.10	74.00	16.90	150.0	H	305.0	-0.80
2516.040000	52.11	74.00	21.89	150.0	H	15.0	-0.77
2533.488000	49.06	74.00	24.94	150.0	H	0.0	-0.61

Final_Result

Frequency (MHz)	Average (dBµV/m)	Limit (dBµV/m)	Margin (dB)	Height (cm)	Pol	Azimuth (deg)	Corr. (dB/m)
2483.484000	47.72	54.00	6.28	150.0	H	172.0	-0.54
2499.972000	39.62	54.00	14.38	150.0	H	293.0	-0.80
2504.004000	37.99	54.00	16.01	150.0	H	305.0	-0.80
2516.040000	34.99	54.00	19.01	150.0	H	15.0	-0.77

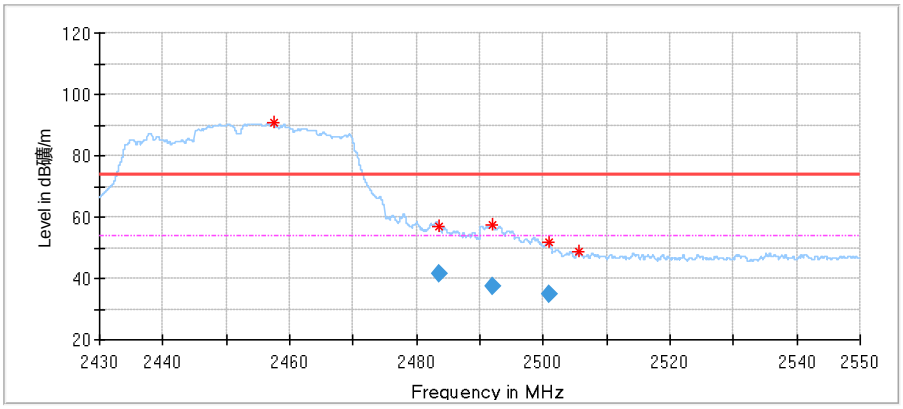

Critical_Freqs

Frequency (MHz)	MaxPeak (dBµV/m)	Limit (dBµV/m)	Margin (dB)	Height (cm)	Pol	Azimuth (deg)	Corr. (dB/m)
2483.496000	57.16	74.00	16.84	150.0	V	258.0	-0.54
2492.076000	57.25	74.00	16.75	150.0	V	313.0	-0.69
2500.908000	51.77	74.00	22.23	150.0	V	313.0	-0.80
2505.588000	48.96	74.00	25.04	150.0	V	319.0	-0.79

Final_Result

Frequency (MHz)	Average (dBµV/m)	Limit (dBµV/m)	Margin (dB)	Height (cm)	Pol	Azimuth (deg)	Corr. (dB/m)
2483.496000	41.50	54.00	12.50	150.0	V	258.0	-0.54
2492.076000	37.59	54.00	16.41	150.0	V	313.0	-0.69
2500.908000	34.69	54.00	19.31	150.0	V	313.0	-0.80

802.11Ax20 Modulation 2412MHz Test Result

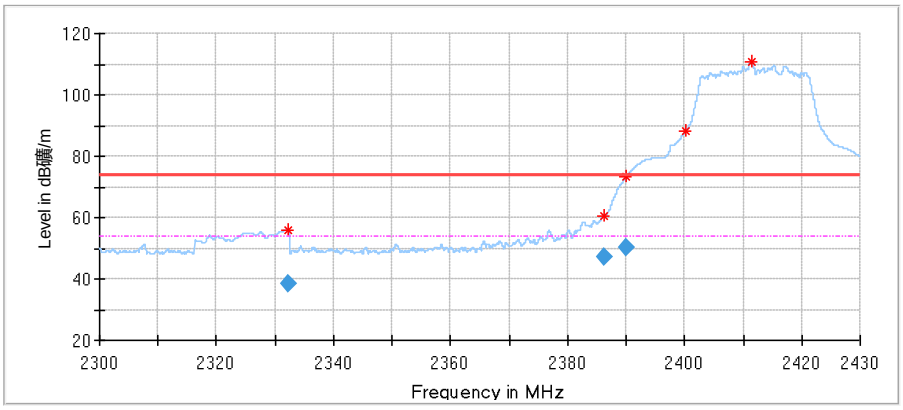

Critical_Freqs

Frequency (MHz)	MaxPeak (dBµV/m)	Limit (dBµV/m)	Margin (dB)	Height (cm)	Pol	Azimuth (deg)	Corr. (dB/m)	Corr. (dB)
2332.318000	55.96	74.00	18.04	150.0	H	179.0	-0.93	---
2386.268000	60.74	74.00	13.26	150.0	H	358.0	-0.48	---
2389.999000	73.26	74.00	0.74	150.0	H	300.0	-0.41	---

Final_Result

Frequency (MHz)	Average (dBµV/m)	Limit (dBµV/m)	Margin (dB)	Height (cm)	Pol	Azimuth (deg)	Corr. (dB/m)	Corr. (dB)
2332.318000	38.66	54.00	15.34	150.0	H	179.0	-0.93	---
2386.268000	47.41	54.00	6.59	150.0	H	358.0	-0.48	---
2389.999000	50.28	54.00	3.72	150.0	H	300.0	-0.41	---

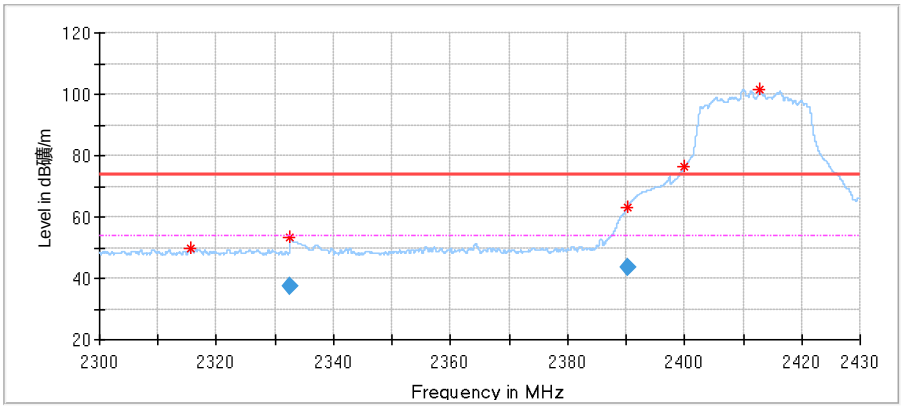

Critical_Freqs

Frequency (MHz)	MaxPeak (dBµV/m)	Limit (dBµV/m)	Margin (dB)	Height (cm)	Pol	Azimuth (deg)	Corr. (dB/m)
2315.470000	49.68	74.00	24.32	150.0	V	350.0	-0.91
2332.539000	53.11	74.00	20.89	150.0	V	297.0	-0.93
2390.207000	63.04	74.00	10.96	150.0	V	312.0	-0.41

Final_Result

Frequency (MHz)	Average (dBµV/m)	Limit (dBµV/m)	Margin (dB)	Height (cm)	Pol	Azimuth (deg)	Corr. (dB/m)
2332.539000	37.69	54.00	16.31	150.0	V	297.0	-0.93
2390.207000	43.68	54.00	10.32	150.0	V	312.0	-0.41

TÜV SÜD Certification and Testing (China) Co., Ltd. Shenzhen Branch
Building 12 & 13, Zhiheng Wisdomland Business Park, Guankou Erlu, Nantou, Nanshan District,
Shenzhen, Guangdong, China Tel. +86 755 8828 6998, Fax: +86 755 8828 5299

802.11Ax20 Modulation 2462MHz Test Result

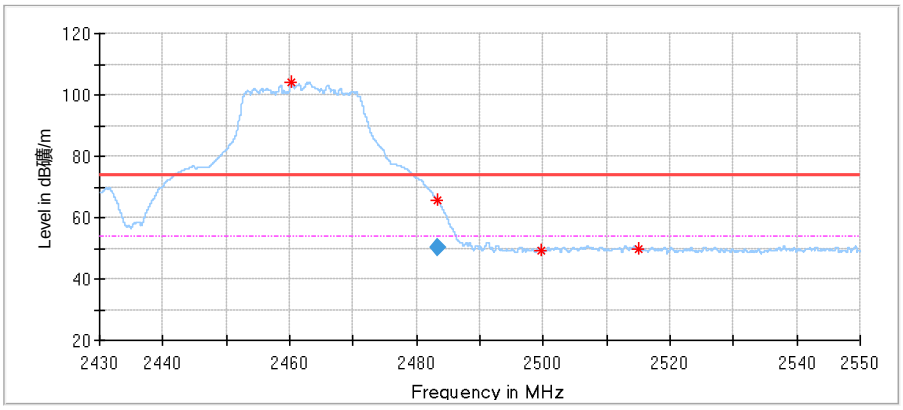

Critical_Freqs

Frequency (MHz)	MaxPeak (dBµV/m)	Limit (dBµV/m)	Margin (dB)	Height (cm)	Pol	Azimuth (deg)	Corr. (dB/m)
2483.304000	65.76	74.00	8.24	150.0	H	0.0	-0.54
2499.768000	49.16	74.00	24.84	150.0	H	243.0	-0.80
2515.080000	49.67	74.00	24.33	150.0	H	340.0	-0.77

Final_Result

Frequency (MHz)	Average (dBµV/m)	Limit (dBµV/m)	Margin (dB)	Height (cm)	Pol	Azimuth (deg)	Corr. (dB/m)
2483.304000	50.08	54.00	3.92	150.0	H	0.0	-0.54

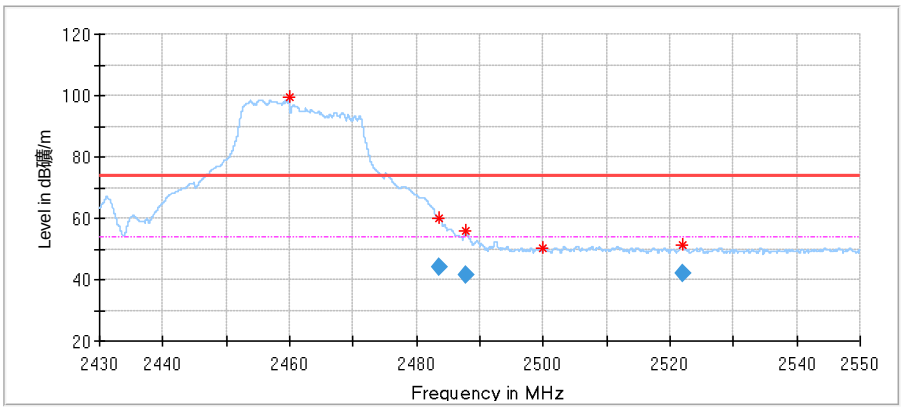

Critical_Freqs

Frequency (MHz)	MaxPeak (dBµV/m)	Limit (dBµV/m)	Margin (dB)	Height (cm)	Pol	Azimuth (deg)	Corr. (dB/m)
2483.484000	59.86	74.00	14.14	150.0	V	84.0	-0.54
2487.744000	56.15	74.00	17.85	150.0	V	328.0	-0.62
2500.008000	50.50	74.00	23.50	150.0	V	54.0	-0.80
2521.956000	51.08	74.00	22.92	150.0	V	120.0	-0.76

Final_Result

Frequency (MHz)	Average (dBµV/m)	Limit (dBµV/m)	Margin (dB)	Height (cm)	Pol	Azimuth (deg)	Corr. (dB/m)
2483.484000	44.31	54.00	9.69	150.0	V	84.0	-0.54
2487.744000	41.35	54.00	12.65	150.0	V	328.0	-0.62
2521.956000	42.27	54.00	11.73	150.0	V	120.0	-0.76

802.11Ax40 Modulation 2422MHz Test Result

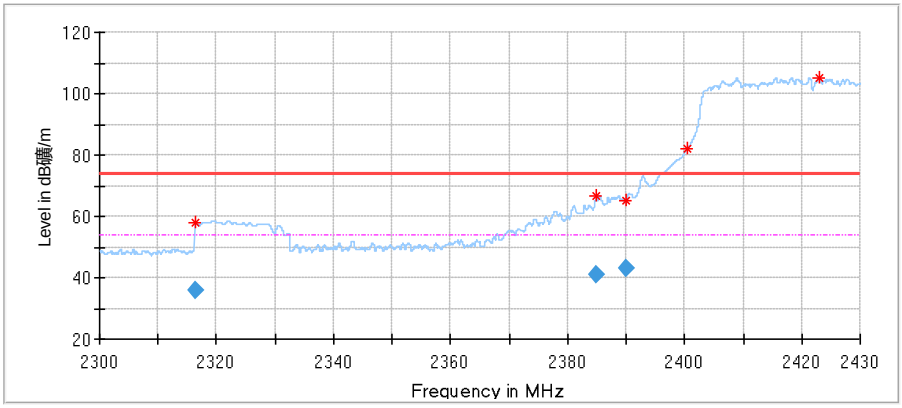

Critical_Freqs

Frequency (MHz)	MaxPeak (dBµV/m)	Limit (dBµV/m)	Margin (dB)	Height (cm)	Pol	Azimuth (deg)	Corr. (dB/m)	Corr. (dB)
2316.302000	58.18	74.00	15.82	150.0	H	294.0	-0.91	---
2384.916000	66.44	74.00	7.56	150.0	H	356.0	-0.51	---
2389.986000	64.96	74.00	9.04	150.0	H	166.0	-0.41	---
2400.347000	81.85	74.00	-7.85	150.0	H	12.0	-0.22	---
2422.980000	105.31	74.00	-31.31	150.0	H	1.0	0.04	---

Final_Result

Frequency (MHz)	Average (dBµV/m)	Limit (dBµV/m)	Margin (dB)	Height (cm)	Pol	Azimuth (deg)	Corr. (dB/m)	Corr. (dB)
2316.302000	36.06	54.00	17.94	150.0	H	294.0	-0.91	---
2384.916000	41.21	54.00	12.79	150.0	H	356.0	-0.51	---
2389.986000	43.25	54.00	10.75	150.0	H	166.0	-0.41	---

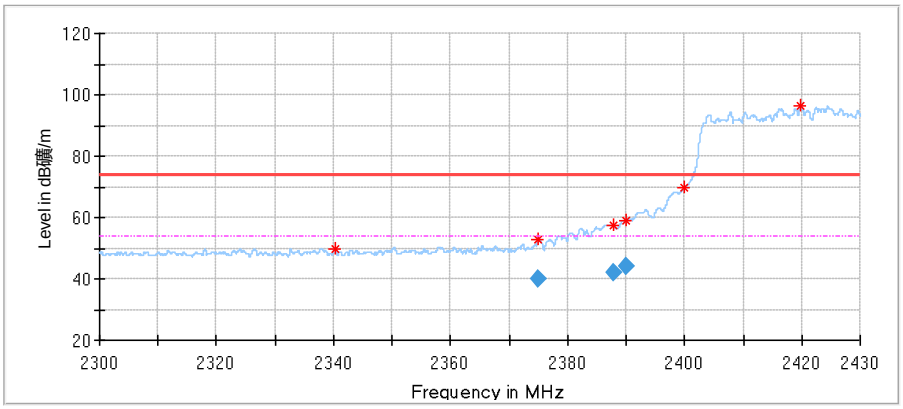

Critical_Freqs

Frequency (MHz)	MaxPeak (dBµV/m)	Limit (dBµV/m)	Margin (dB)	Height (cm)	Pol	Azimuth (deg)	Corr. (dB/m)
2340.222000	49.73	74.00	24.27	150.0	V	285.0	-0.93
2375.049000	53.06	74.00	20.94	150.0	V	118.0	-0.68
2387.763000	57.19	74.00	16.81	150.0	V	118.0	-0.45
2389.999000	59.05	74.00	14.95	150.0	V	118.0	-0.41

Final_Result

Frequency (MHz)	Average (dBµV/m)	Limit (dBµV/m)	Margin (dB)	Height (cm)	Pol	Azimuth (deg)	Corr. (dB/m)
2375.049000	39.90	54.00	14.10	150.0	V	118.0	-0.68
2387.763000	41.97	54.00	12.03	150.0	V	118.0	-0.45
2389.999000	44.33	54.00	9.67	150.0	V	118.0	-0.41

802.11Ax40 Modulation 2452MHz Test Result

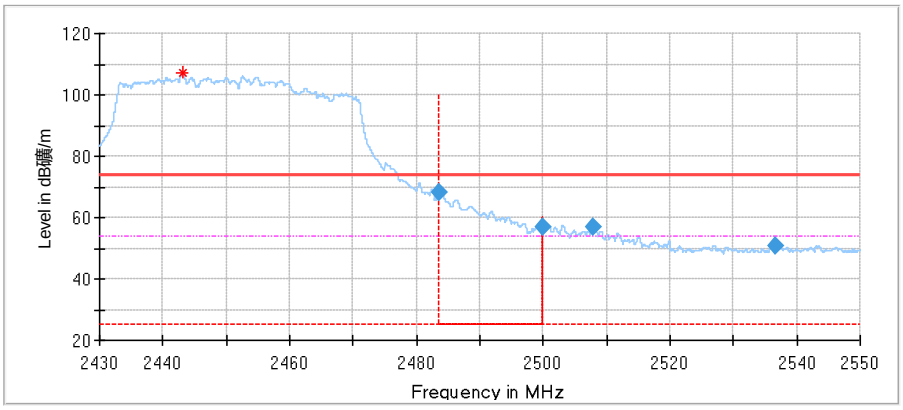

Critical_Freqs

Frequency (MHz)	MaxPeak (dBµV/m)	Limit (dBµV/m)	Margin (dB)	Height (cm)	Pol	Azimuth (deg)	Corr. (dB/m)
2483.508000	68.17	74.00	5.83	150.0	H	132.0	-0.54
2499.996000	56.80	74.00	17.20	150.0	H	4.0	-0.80
2507.856000	57.12	74.00	16.88	150.0	H	351.0	-0.79
2536.644000	50.64	74.00	23.36	150.0	H	301.0	-0.57

Final_Result

Frequency (MHz)	Average (dBµV/m)	Limit (dBµV/m)	Margin (dB)	Height (cm)	Pol	Azimuth (deg)	Corr. (dB/m)
2483.508000	48.17	54.00	5.83	150.0	H	132.0	-0.54
2499.996000	36.80	54.00	17.20	150.0	H	4.0	-0.80
2507.856000	37.12	54.00	16.88	150.0	H	351.0	-0.79
2536.644000	30.64	54.00	23.36	150.0	H	301.0	-0.57

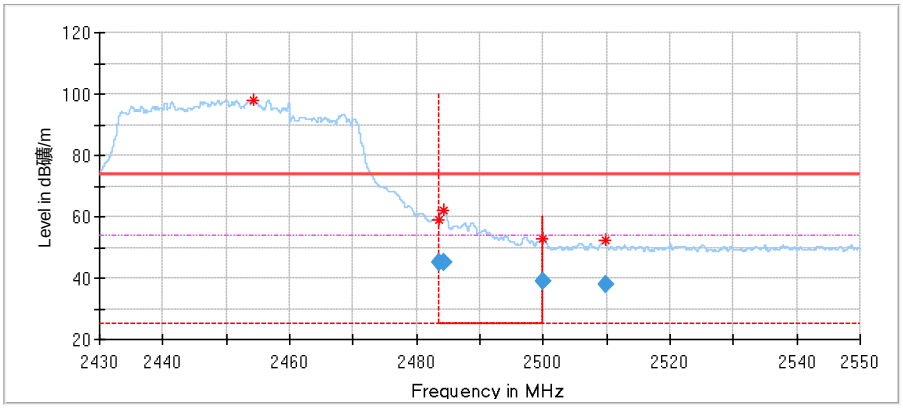

Critical_Freqs

Frequency (MHz)	MaxPeak (dBµV/m)	Limit (dBµV/m)	Margin (dB)	Height (cm)	Pol	Azimuth (deg)	Corr. (dB/m)
2483.520000	58.81	74.00	15.19	150.0	V	147.0	-0.54
2484.288000	62.11	74.00	11.89	150.0	V	147.0	-0.56
2500.008000	52.99	74.00	21.01	150.0	V	329.0	-0.80
2509.728000	52.19	74.00	21.81	150.0	V	117.0	-0.78

Final_Result

Frequency (MHz)	Average (dBµV/m)	Limit (dBµV/m)	Margin (dB)	Height (cm)	Pol	Azimuth (deg)	Corr. (dB/m)
2483.520000	45.02	54.00	8.98	150.0	V	147.0	-0.54
2484.288000	45.22	54.00	8.78	150.0	V	147.0	-0.56
2500.008000	39.21	54.00	14.79	150.0	V	329.0	-0.80
2509.728000	38.18	54.00	15.82	150.0	V	117.0	-0.78

Remark:
Level= Reading Level + Correction Factor
Above 1GHz: Corrector factor = Antenna Factor + Cable Loss- Amplifier Gain
Below 1GHz: Corrector factor = Antenna Factor + Cable Loss
(The Reading Level is recorded by software which is not shown in the sheet)

TÜV SÜD Certification and Testing (China) Co., Ltd. Shenzhen Branch
Building 12 & 13, Zhiheng Wisdomland Business Park, Guankou Erlu, Nantou, Nanshan District,
Shenzhen, Guangdong, China Tel. +86 755 8828 6998, Fax: +86 755 8828 5299

10 Test Equipment List

Radiated Emission Test (9kHz-30MHz)

DESCRIPTION	MANUFACTURER	MODEL NO.	EQUIPMENT ID	SERIAL NO.	CAL INTERVAL (YEAR)	CAL. DUE DATE
EMI Test Receiver	Rohde & Schwarz	ESR 7	68-4-74-19-001	102176	1	2025-5-13
Loop Antenna	Rohde & Schwarz	HFH2-Z2	68-4-80-14-006	100398	1	2025-7-24
Cable	HUBER-SUHNER	RG214	68-4-90-14-001-A21	----	----	----
3m Semi-anechoic chamber	TDK	SAC-3 #1	68-4-90-14-001	----	3	2026-10-25
Test software	Rohde & Schwarz	EMC32	68-4-90-14-001-A10	Version10.35.02	N/A	N/A

Radiated Emission Test (30MHz-1GHz)

DESCRIPTION	MANUFACTURER	MODEL NO.	EQUIPMENT ID	SERIAL NO.	CAL INTERVAL (YEAR)	CAL. DUE DATE
EMI Test Receiver	Rohde & Schwarz	ESR 26	68-4-74-14-002	101269	1	2025-5-13
Trilog Super Broadband Test Antenna	Schwarzbeck	VULB 9162	68-4-80-19-003	284	1	2026-2-11
Attenuator	Mini-circuits	UNAT-6+	68-4-81-21-002	15542	1	2025-5-11
Cable	OUQIAO	18DLB5-NMNM-7000	68-4-90-19-006-A22	----	----	----
3m Semi-anechoic chamber	TDK	SAC-3 #2	68-4-90-19-006	----	3	2026-10-25
Test software	Rohde & Schwarz	EMC32	68-4-90-19-006-A01	Version10.35.02	N/A	N/A

Radiated Emission Test (1GHz-18GHz)

DESCRIPTION	MANUFACTURER	MODEL NO.	EQUIPMENT ID	SERIAL NO.	CAL INTERVAL (YEAR)	CAL. DUE DATE
EMI Test Receiver	Rohde & Schwarz	ESR 26	68-4-74-14-002	101269	1	2025-5-13
Wave Guide Antenna	ETS	3117	68-4-80-19-001	00218954	1	2026-3-10
Pre-amplifier	Rohde & Schwarz	SCU 18F	68-4-29-19-001	100745	1	2025-5-11
Pre-amplifier	Rohde & Schwarz	SCU 18F	68-4-29-19-002	100746	1	2025-5-11
Cable	OUQIAO	18DLB5-NMNM-7000	68-4-90-19-006-A22	----	----	----
3m Semi-anechoic chamber	TDK	SAC-3 #2	68-4-90-19-006	----	3	2026-10-25
Test software	Rohde & Schwarz	EMC32	68-4-90-19-006-A01	Version10.35.02	N/A	N/A

Radiated Emission Test (18GHz-40GHz)

DESCRIPTION	MANUFACTURER	MODEL NO.	EQUIPMENT ID	SERIAL NO.	CAL INTERVAL (YEAR)	CAL. DUE DATE
EMI Test Receiver	Rohde & Schwarz	ESR 26	68-4-74-14-002	101269	1	2025-5-13
Sideband Horn Antenna	Q-PAR	QWH-SL-18-40-K-SG	68-4-80-14-008	12827	1	2025-7-2
Pre-amplifier	Rohde & Schwarz	SCU 40A	68-4-29-14-002	100432	1	2025-7-17
Cable	JUNFLON	MWX241	68-4-90-19-006-A21	----	----	----
3m Semi-anechoic chamber	TDK	SAC-3 #2	68-4-90-19-006	----	3	2026-10-25
Test software	Rohde & Schwarz	EMC32	68-4-90-19-006-A01	Version10.35.02	N/A	N/A

TÜV SÜD Certification and Testing (China) Co., Ltd. Shenzhen Branch
Building 12 & 13, Zhiheng Wisdomland Business Park, Guankou Erlu, Nantou, Nanshan District,
Shenzhen, Guangdong, China Tel. +86 755 8828 6998, Fax: +86 755 8828 5299

Conducted Emission Test

DESCRIPTION	MANUFACTURER	MODEL NO.	EQUIPMENT ID	SERIAL NO.	CAL INTERVAL (YEAR)	CAL. DUE DATE
EMI Test Receiver	Rohde & Schwarz	ESR 3	68-4-74-19-002	102590	1	2025-5-13
LISN	Rohde & Schwarz	ENV216	68-4-87-19-001	102472	1	2025-5-12
LISN	Rohde & Schwarz	ENV4200	68-4-87-14-001	100249	1	2025-5-13
Attenuator	Shanghai Huaxiang	TS2-26-3	68-4-81-16-003	080928189	1	2025-5-11
Cable	OUQIAO	RG142	68-4-90-19-005-A20	----	----	----
Test software	Rohde & Schwarz	EMC32	68-4-90-19-005-A01	Version10.35.02	N/A	N/A
Shielding Room	TDK	CSR #2	68-4-90-19-005	----	3	2025-10-15

RF Test

DESCRIPTION	MANUFACTURER	MODEL NO.	EQUIPMENT ID	SERIAL NO.	CAL INTERVAL (YEAR)	CAL. DUE DATE
Signal Analyzer	Rohde & Schwarz	FSV40	68-4-74-14-004	101030	1	2025-5-11
RF Meas. and Switch Matrix Unit	TST PASS	TSCB3023R2	68-4-93-23-001	2811685c	1	2025-5-11
Cable	JUNFLON	J12J103539	68-4-90-19-003-A20	----	----	----
Test software	TST PASS	TST PASS	68-4-93-23-001-A03	Version 2.0	N/A	N/A
Shielding Room	TDK	TS8997	68-4-90-19-003	----	3	2025-10-15

TÜV SÜD Certification and Testing (China) Co., Ltd. Shenzhen Branch
Building 12 & 13, Zhiheng Wisdomland Business Park, Guankou Erlu, Nantou, Nanshan District,
Shenzhen, Guangdong, China Tel. +86 755 8828 6998, Fax: +86 755 8828 5299

11 System Measurement Uncertainty

For a 95% confidence level, the measurement expanded uncertainties for defined systems, in accordance with the recommendations of ISO 17025 were:

System Measurement Uncertainty	
Test Items	Extended Uncertainty
Uncertainty for Conducted Emission in new shielding room (68-4-90-19-005)150kHz-30MHz	3.14dB
Uncertainty for Radiated Emission in 3m chamber (68-4-90-14-001) 9kHz-30MHz	4.69dB
Uncertainty for Radiated Emission in new 3m chamber (68-4-90-19-006) 30MHz-1000MHz	Horizontal: 4.80dB Vertical: 5.91dB
Uncertainty for Radiated Emission in new 3m chamber (68-4-90-19-006) 1000MHz-18000MHz	Horizontal: 5.40dB Vertical: 5.40dB
Uncertainty for Radiated Emission in new 3m chamber (68-4-90-19-006) above 18000MHz	Horizontal: 5.10dB Vertical: 5.10dB
Uncertainty for Conducted RF test with TS 8997	RF Power Conducted: 1.31dB Frequency test involved: 0.6×10^{-8} or 1%

Measurement Uncertainty Decision Rule:
Determination of conformity with the specification limits is based on the decision rule according to IEC Guide 115: 2023, clause 4.4.3 and 4.5.1.

---END OF REPORT---

TÜV SÜD Certification and Testing (China) Co., Ltd. Shenzhen Branch
Building 12 & 13, Zhiheng Wisdomland Business Park, Guankou Erlu, Nantou, Nanshan District, Shenzhen, Guangdong, China Tel. +86 755 8828 6998, Fax: +86 755 8828 5299