RYLAXTONES

MS-8 MEDITATION SYSTEM

User Manual

Rylaxtones MS-8 Meditation System is a carefully crafted meditation accessory design-ed for meditation enthusiasts by a seasoned meditation enthusiast and an audio engineer. This system features traditional Tibetan singing bowl music. Our audio engineer has conducted in-depth research on Tibetan singing bowl music and used advanced techniques to capture its authentic sound, providing you with the most genuine and immersive meditation experience.

At Rylaxtones, our vision is to create a world where inner peace and serenity are accessible to everyone. We strongly believe that everyone should have the opportunity to experience the power of meditation and attain balance and inner peace in their body, mind, and soul. By offering high-quality products and services, we aim to inspire more people to explore the wonderful world of meditation and cultivate a deeper under-standing of its benefits.

8 Type Tones | Binaural Beats | Timing function | USB Type-C charging

Tibetan bowl Meditation System

The MS-8 is a Tibetan singing bowl sound bathing system designed for meditation enthusiasts at different stages.It features convenient operation,multiple selectable tones, timer shutdown,the ability to generate binaural beats,and easy portability.

Note

The system uses wireless connectivity between the main unit and auxiliary unit to create a stereo sound field. To avoid playback interruptions,it is recommended to keep the system at least 1.5 meters away from large metal objects and at least 0.3 meters above ceramic tile or marble flooring.

Specification

Tone	8 types
Distortion	<0.3%
Optimum Working Distance	1.2~1.6M
Signal-to-noise ratio	>85dB
Operating Voltage	3~4.2V
Full Working Hours	~8 hours
Working Temperature	0~40°C
Charging Voltage	DC 5V

Product Accessories list

Main Unit x1 | Auxiliary Unit x1 | User Manual/ Meditation Handbook x1 | USB Charging Cable x1

Product introduction

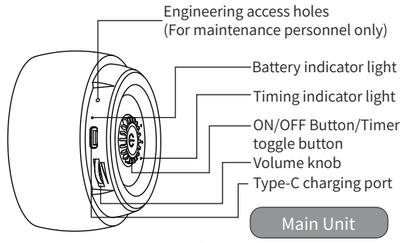

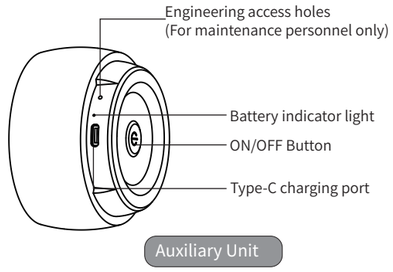

Check battery capacity

Under charging status, the indicator light is shown below.

When the device is charging, the indicator light shows a steady red color.

During charging.

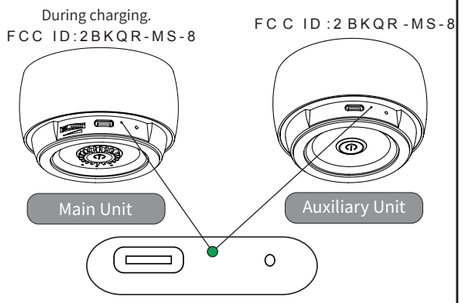

When the device is fully charged, the indicator light glows green.

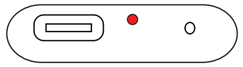

When the device is charging. the indicator light is red.

Note

During normal use(in non-charging state),if the battery power of the device is>30%,the indicator light will be green; if it is< 30%,the indicator light will be orange,and the device needs to be charged at this time.

Device charging

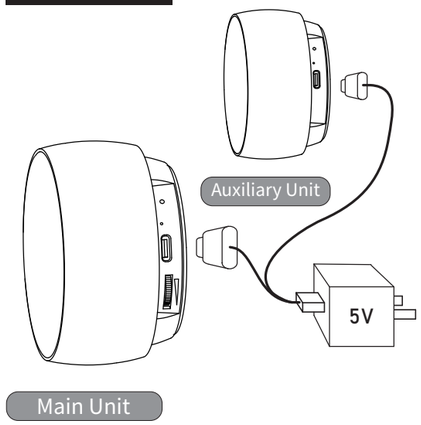

The device uses a lithium polymer battery,you need to charge the device before using it;for a long time without use, to prevent the battery performance from decreasing, please charge the product once every three months to activate the battery status.

The device is equipped with a dual-headed USB charging cable,which can be used to charge both the main unit and the auxiliary unit, please choose a 5V charger for charging.

How to Use

•Step1:Device Startup

Hold the main unit with your left hand and the auxiliary unit with your right hand.

Press and hold the respective power buttons on each unit for 3 seconds.This will initiate the automatic pairing mode,indicated by the flashing of the battery indicator lights.

Once the automatic pairing is successful, the battery indicator lights will stop flashing, and meditation music will start playing.

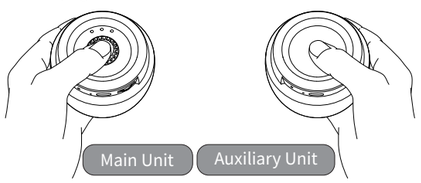

•Step 2:Tone selection

The power button on the main unit is a multifunctional button.

When the device is powered on, you can rotate it clockwise or counterclockwise to select different tones according to your preference.

For guidance on tone selection, please refer to Chapter 4 of the Meditation Handbook.

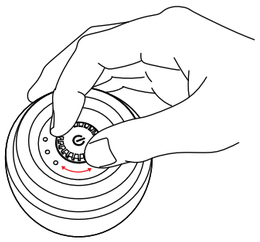

•Step 3:Timer selection

Meditators can use the method of repeatedly short-pressing the power button to select their desired meditation duration.The duration indicator light is represented as shown in the following diagram.

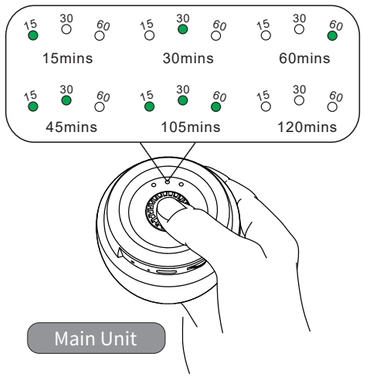

•Step 4: Shutdown

To turn off the device, hold the power button on the main unit for 5 seconds.

The battery indicator light on the main unit will go out, and the battery indicator light on the secondary unit will also go out, indicating a successful power-off.

In the case of the timer function being enabled, both the main and secondary units will automatically power off at the set time without any additional action required.

•Note:

This system utilizes dual-channel functional-ity, and the main unit and secondary unit cannot operate independently

Both units must be powered on in order to play meditation music properly.

After-sales service

Thank you for choosing our MS-8 Meditation System.

If you encounter any issues while using our product ,please don't hesitate to reach out to us via email.

We greatly appreciate your feedback as it is crucial for us to improve the quality of our product.

We kindly request that you refrain from leaving negative reviews on the Amazon purchase page if you experience any problems.

Such reviews could have a negative impact on our sales,which would reduce the funds needed for further product quality improvement and new product development.

Instead,by contacting us directly, we promise to respond to your email within 24 hours and are

committed to resolving any issues youmay have encountered.

If you genuinely enjoy our product, we kindly ask that you share your positive feedback and praise.This can greatly assist others who are inte-rested in purchasing this product.

Please read the《Meditation Handbook》on the back carefully, as it will be of great assistance in using this product.

Extended Warranty Information

We are pleased to offer an extended warranty service to all Rylaxtones users, extending your coverage to a full 24 months. For detailed information and to activate your extended warranty, please visit our website.

FCC Warning Statement

Changes or modifications not expressly approved by the party responsible for compliance could void the user's authority to operate the equipment. This equipment has been tested and found to comply with the limits for a Class B digital device, pursuant to Part 15 of the FCC Rules. These limits are designed to provide reasonable protection against harmful interference in a residential installation. This equipment generates uses and can radiate radio frequency energy and, if not installed and used in accordance with the instructions, may cause harmful interference to radio communications. However, there is no guarantee that interference will not occur in a particular installation. If this equipment does cause harmful interference to radio or television reception, which can be determined by turning the equipment off and on, the user is encouraged to try to correct the interference by one or more of the following measures:

-Reorient or relocate the receiving antenna.

-Increase the separation between the equipment and receiver.

-Connect the equipment into an outlet on a circuit different from that to which the receiver is connected.

-Consult the dealer or an experienced radio/TV technician for help.

FCC Radiation Exposure Statement

The antennas used for this transmitter must be installed to provide a separation distance of at least 20 cm from all persons and must not be co - located for operating in conjunc-tion with any other antenna or transmitter.

This device complies with Part 15 of the FCC Rules. Operation is subject to the following two conditions:

(1)This device may not cause harmful interference.

(2)This device must accept any interference received, including interference that may cause undesired operation.

www.rylaxtones.com
Email:rylaxtones@gmail.com

MADE IN CHINA