# Annex 1: Measurement diagrams
# 1-9247_24-01-02_TR2-R01

| | | | |
|---|---|---|---|
| **Number of pages:** | 55 | **Date of Report:** | 2025-Feb-19 |
| **Testing company:** | cetecom advanced GmbH<br>Untertuerkheimer Str. 6-10<br>66117 Saarbruecken<br>GERMANY | **Applicant:** | Lufthansa Technik AG |
| **Product:**<br>**Model:** | **Small Aircraft Cabin Management and Inflight Entertainment System (SAC)**<br>**SAC0522** | | |
| **FCC ID:** | 2BKRFSAC0522001001 | | |
| **Testing has been carried out in accordance with:** | **FCC Regulations**<br>**Title 47 CFR, Chapter I, Subchapter A, Part 15**<br>**Subpart E Unlicensed National Information Infrastructure Devices**<br>§ 15.407 General technical requirements | | |

The test results relate only to the individual items which have been tested. This report shall not be reproduced in parts without the written approval of the testing laboratory © Copyright: All rights reserved by cetecom advanced GmbH

## Measurement diagrams

# 2.01_a-mode_6Mbps_ch100_lying

## Common Information

| | |
|---|---|
| Test description: | Magnetic Field Strength Measurement related to 30/300 m distance |
| Test Site Location: | Ref.-Nr. 441 Semi Anechoic Chamber (SAC1) with 3 m measurement distance |
| Version of Testsoftware: | EMC32 V10.60.20 |
| Distance correction: | used accord. table, pls. see test report |
| Technical Data: | Please see page 2 for detailed data of measurement setup |
| Rec. antenna (pre-scan): | height 1.00 m, parallel and 90° to EUT polarisation |
| Used filter: | bypass |
| Test Standard: | FCC 15.205 § 15.209; RSS-Gen: Issue 5 |
| | |
| Operator: | TFra |
| Operating Mode: | a-mode \| 6Mbps \| ch100 \| lying |
| Environmental Conditions: | Humidity: 50% rH; Temperature: 22.9 °C |
| EUT Setup: | lying |
| Verdict: | Passed |

## EUT Information

| | |
|---|---|
| PMT number: | 24-1-00398S02_C01 |
| Power: | 28 V DC |

Full Spectrum

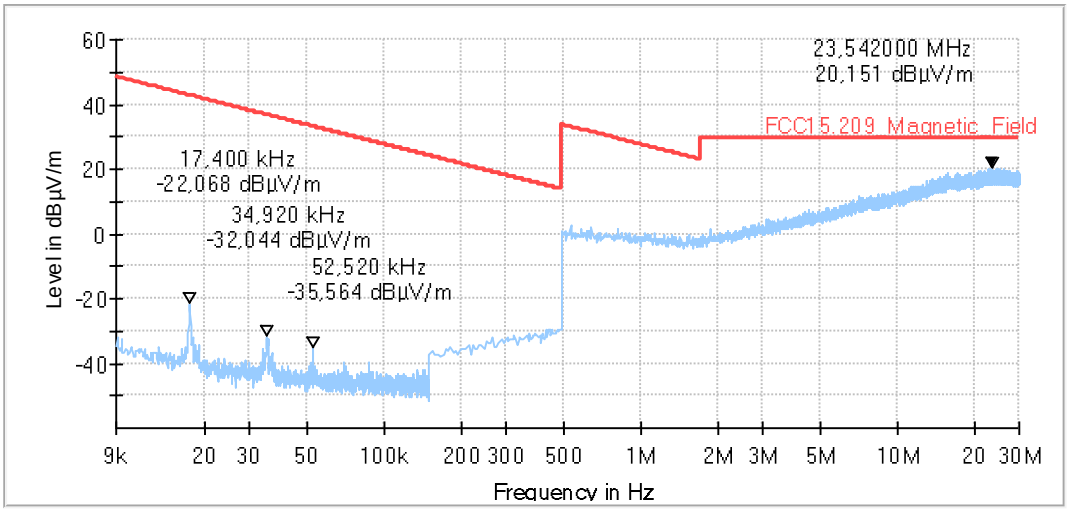

# 2.02_a-mode_6Mbps_ch100_standing

## Common Information

| | |
|---|---|
| Test description: | Magnetic Field Strength Measurement related to 30/300 m distance |
| Test Site Location: | Ref.-Nr. 441 Semi Anechoic Chamber (SAC1) with 3 m measurement distance |
| Version of Testsoftware: | EMC32 V10.60.20 |
| Distance correction: | used accord. table, pls. see test report |
| Technical Data: | Please see page 2 for detailed data of measurement setup |
| Rec. antenna (pre-scan): | height 1.00 m, parallel and 90° to EUT polarisation |
| Used filter: | bypass |
| Test Standard: | FCC 15.205 § 15.209; RSS-Gen: Issue 5 |
| | |
| Operator: | TFra |
| Operating Mode: | a-mode \| 6Mbps \| ch100 \| standing |
| Environmental Conditions: | Humidity: 50% rH; Temperature: 22.9 °C |
| EUT Setup: | standing |
| Verdict: | Passed |

## EUT Information

| | |
|---|---|
| PMT number: | 24-1-00398S02_C01 |
| Power: | 28 V DC |

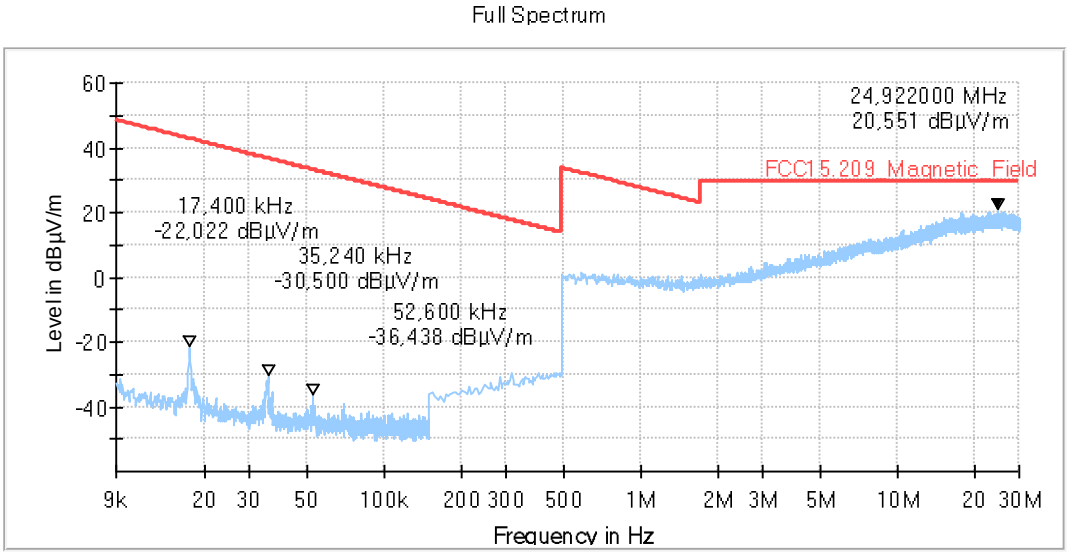

# 2.03_a-mode_6Mbps_ch116

## Common Information

| | |
|---|---|
| Test description: | Magnetic Field Strength Measurement related to 30/300 m distance |
| Test Site Location: | Ref.-Nr. 441 Semi Anechoic Chamber (SAC1) with 3 m measurement distance |
| Version of Testsoftware: | EMC32 V10.60.20 |
| Distance correction: | used accord. table, pls. see test report |
| Technical Data: | Please see page 2 for detailed data of measurement setup |
| Rec. antenna (pre-scan): | height 1.00 m, parallel and 90° to EUT polarisation |
| Used filter: | bypass |
| Test Standard: | FCC 15.205 § 15.209; RSS-Gen: Issue 5 |
| | |
| Operator: | TFra |
| Operating Mode: | a-mode \| 6Mbps\| ch116 |
| Environmental Conditions: | Humidity: 50% rH; Temperature: 22.9 °C |
| EUT Setup: | lying |
| Verdict: | Passed |

## EUT Information

| | |
|---|---|
| PMT number: | 24-1-00398S02_C01 |
| Power: | 28 V DC |

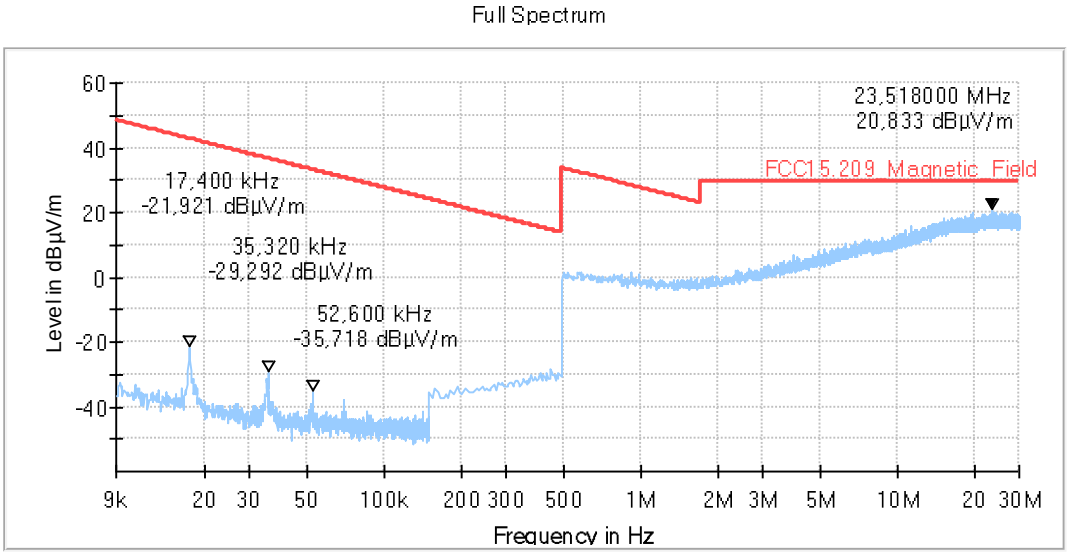

# 2.04_n40-mode_MCS0_ch102

## Common Information

| | |
|---|---|
| Test description: | Magnetic Field Strength Measurement related to 30/300 m distance |
| Test Site Location: | Ref.-Nr. 441 Semi Anechoic Chamber (SAC1) with 3 m measurement distance |
| Version of Testsoftware: | EMC32 V10.60.20 |
| Distance correction: | used accord. table, pls. see test report |
| Technical Data: | Please see page 2 for detailed data of measurement setup |
| Rec. antenna (pre-scan): | height 1.00 m, parallel and 90° to EUT polarisation |
| Used filter: | bypass |
| Test Standard: | FCC 15.205 § 15.209; RSS-Gen: Issue 5 |
| | |
| Operator: | TFra |
| Operating Mode: | n-mode \| HT40 \| MCS0 \| ch102 |
| Environmental Conditions: | Humidity: 50% rH; Temperature: 22.9 °C |
| EUT Setup: | lying |
| Verdict: | Passed |

## EUT Information

| | |
|---|---|
| PMT number: | 24-1-00398S02_C01 |
| Power: | 28 V DC |

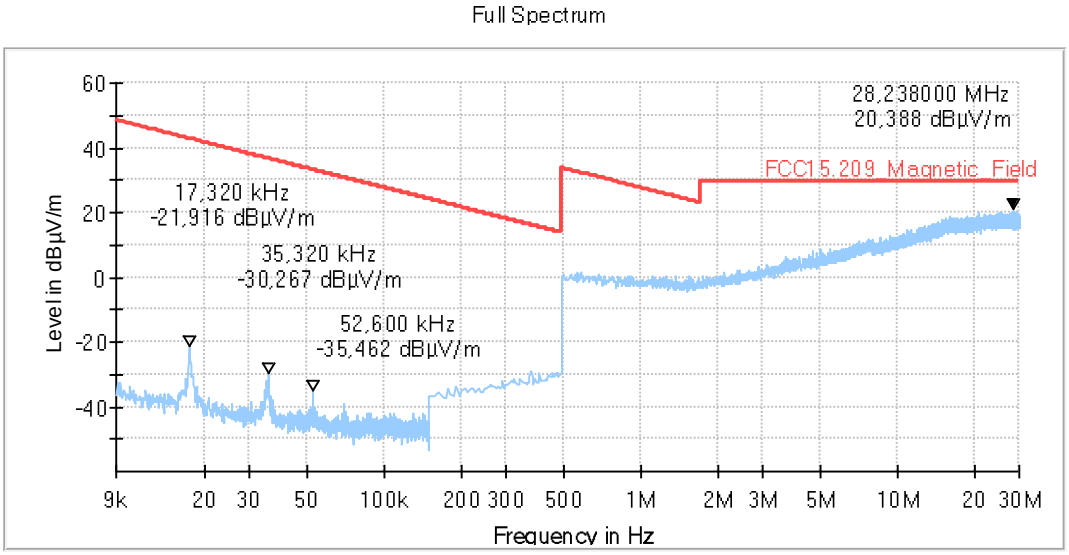

# 2.05_n40-mode_MCS0_ch110

## Common Information

| | |
|---|---|
| Test description: | Magnetic Field Strength Measurement related to 30/300 m distance |
| Test Site Location: | Ref.-Nr. 441 Semi Anechoic Chamber (SAC1) with 3 m measurement distance |
| Version of Testsoftware: | EMC32 V10.60.20 |
| Distance correction: | used accord. table, pls. see test report |
| Technical Data: | Please see page 2 for detailed data of measurement setup |
| Rec. antenna (pre-scan): | height 1.00 m, parallel and 90° to EUT polarisation |
| Used filter: | bypass |
| Test Standard: | FCC 15.205 § 15.209; RSS-Gen: Issue 5 |
| | |
| Operator: | TFra |
| Operating Mode: | n-mode \| HT40 \| MCS0 \| ch110 |
| Environmental Conditions: | Humidity: 50% rH; Temperature: 22.9 °C |
| EUT Setup: | lying |
| Verdict: | Passed |

## EUT Information

| | |
|---|---|
| PMT number: | 24-1-00398S02_C01 |
| Power: | 28 V DC |

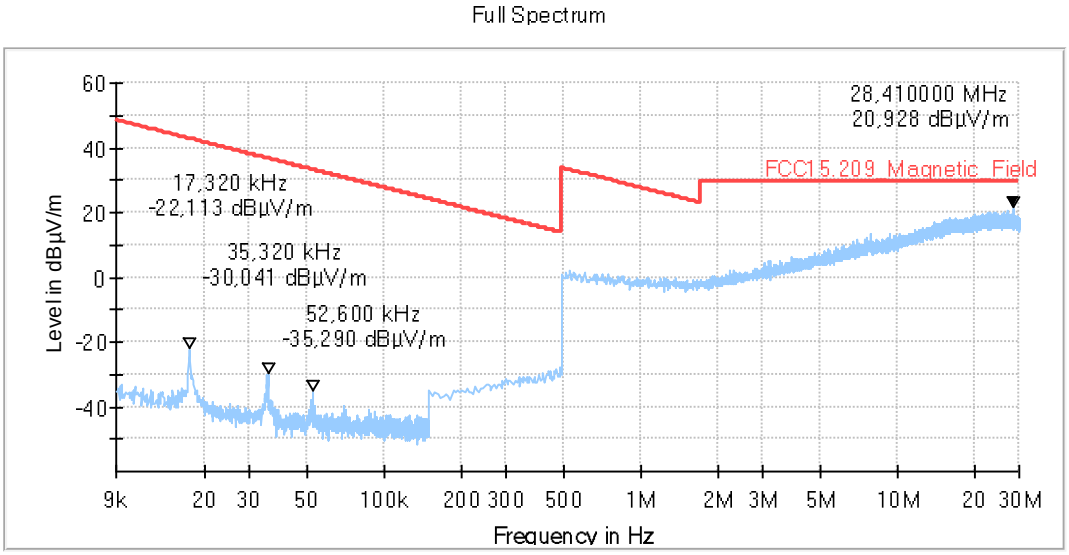

# 2.06_n20-MIMO_MCS8_ch100

## Common Information

| | |
|---|---|
| Test description: | Magnetic Field Strength Measurement related to 30/300 m distance |
| Test Site Location: | Ref.-Nr. 441 Semi Anechoic Chamber (SAC1) with 3 m measurement distance |
| Version of Testsoftware: | EMC32 V10.60.20 |
| Distance correction: | used accord. table, pls. see test report |
| Technical Data: | Please see page 2 for detailed data of measurement setup |
| Rec. antenna (pre-scan): | height 1.00 m, parallel and 90° to EUT polarisation |
| Used filter: | bypass |
| Test Standard: | FCC 15.205 § 15.209; RSS-Gen: Issue 5 |
| | |
| Operator: | TFra |
| Operating Mode: | n-MIMO \| HT20 \| MCS8 \| ch100 |
| Environmental Conditions: | Humidity: 50% rH; Temperature: 22.9 °C |
| EUT Setup: | lying |
| Verdict: | Passed |

## EUT Information

| | |
|---|---|
| PMT number: | 24-1-00398S02_C01 |
| Power: | 28 V DC |

Full Spectrum

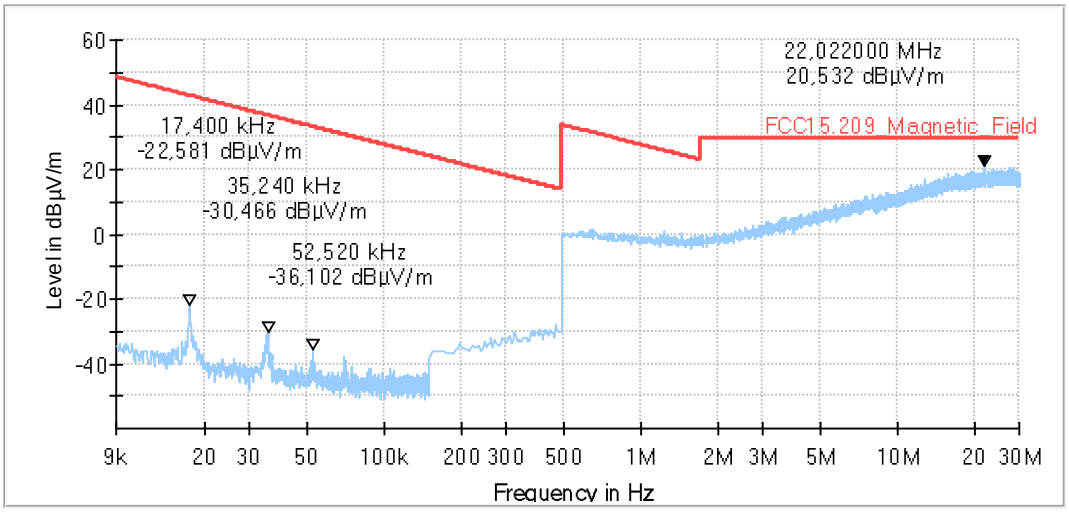

# 2.07_n20-MIMO_MCS8_ch116

## Common Information

| | |
|---|---|
| Test description: | Magnetic Field Strength Measurement related to 30/300 m distance |
| Test Site Location: | Ref.-Nr. 441 Semi Anechoic Chamber (SAC1) with 3 m measurement distance |
| Version of Testsoftware: | EMC32 V10.60.20 |
| Distance correction: | used accord. table, pls. see test report |
| Technical Data: | Please see page 2 for detailed data of measurement setup |
| Rec. antenna (pre-scan): | height 1.00 m, parallel and 90° to EUT polarisation |
| Used filter: | bypass |
| Test Standard: | FCC 15.205 § 15.209; RSS-Gen: Issue 5 |
| | |
| Operator: | TFra |
| Operating Mode: | n-MIMO \| HT20 \| MCS8 \| ch116 |
| Environmental Conditions: | Humidity: 50% rH; Temperature: 22.9 °C |
| EUT Setup: | lying |
| Verdict: | Passed |

## EUT Information

| | |
|---|---|
| PMT number: | 24-1-00398S02_C01 |
| Power: | 28 V DC |

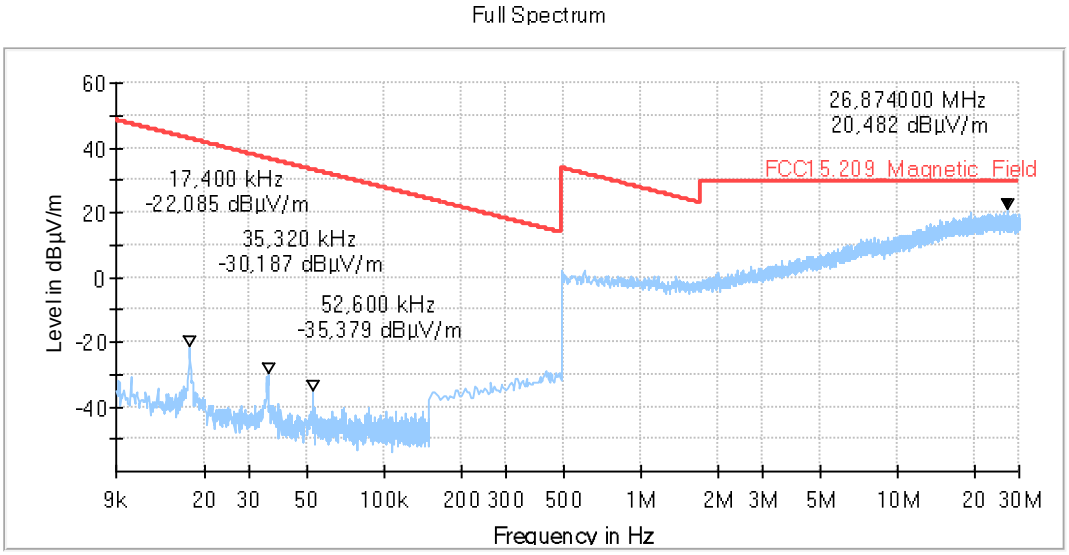

# 2.08_ac40-MIMO_MCS8_ch102

## Common Information

| | |
|---|---|
| Test description: | Magnetic Field Strength Measurement related to 30/300 m distance |
| Test Site Location: | Ref.-Nr. 441 Semi Anechoic Chamber (SAC1) with 3 m measurement distance |
| Version of Testsoftware: | EMC32 V10.60.20 |
| Distance correction: | used accord. table, pls. see test report |
| Technical Data: | Please see page 2 for detailed data of measurement setup |
| Rec. antenna (pre-scan): | height 1.00 m, parallel and 90° to EUT polarisation |
| Used filter: | bypass |
| Test Standard: | FCC 15.205 § 15.209; RSS-Gen: Issue 5 |
| | |
| Operator: | TFra |
| Operating Mode: | ac-MIMO \| VHT40 \| MCS8 \| ch102 |
| Environmental Conditions: | Humidity: 50% rH; Temperature: 22.9 °C |
| EUT Setup: | lying |
| Verdict: | Passed |

## EUT Information

| | |
|---|---|
| PMT number: | 24-1-00398S02_C01 |
| Power: | 28 V DC |

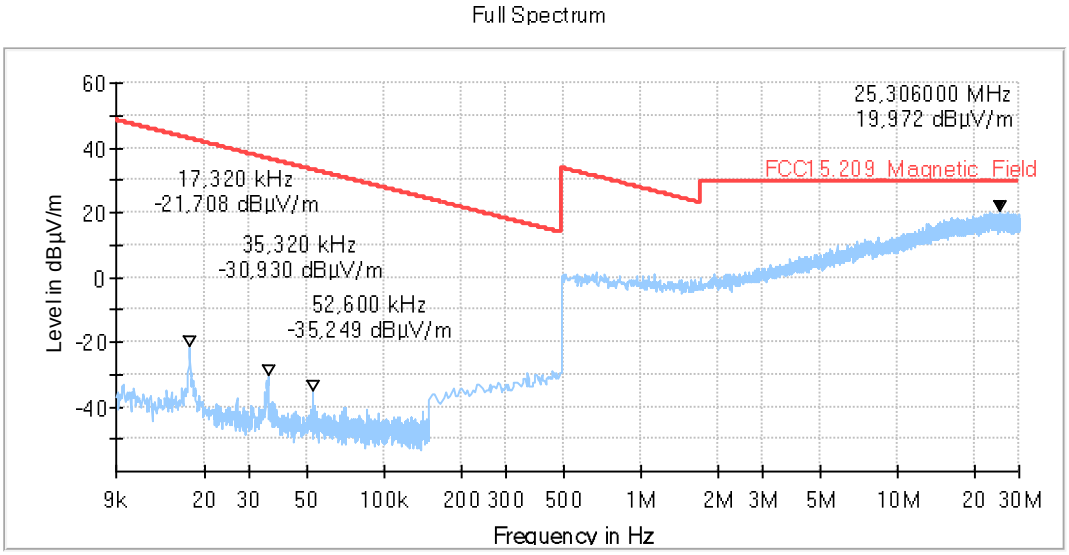

# 2.09_ac40-MIMO_MCS8_ch110

## Common Information

| | |
|---|---|
| Test description: | Magnetic Field Strength Measurement related to 30/300 m distance |
| Test Site Location: | Ref.-Nr. 441 Semi Anechoic Chamber (SAC1) with 3 m measurement distance |
| Version of Testsoftware: | EMC32 V10.60.20 |
| Distance correction: | used accord. table, pls. see test report |
| Technical Data: | Please see page 2 for detailed data of measurement setup |
| Rec. antenna (pre-scan): | height 1.00 m, parallel and 90° to EUT polarisation |
| Used filter: | bypass |
| Test Standard: | FCC 15.205 § 15.209; RSS-Gen: Issue 5 |
| | |
| Operator: | TFra |
| Operating Mode: | ac-MIMO \| VHT40 \| MCS8 \| ch110 |
| Environmental Conditions: | Humidity: 50% rH; Temperature: 22.9 °C |
| EUT Setup: | lying |
| Verdict: | Passed |

## EUT Information

| | |
|---|---|
| PMT number: | 24-1-00398S02_C01 |
| Power: | 28 V DC |

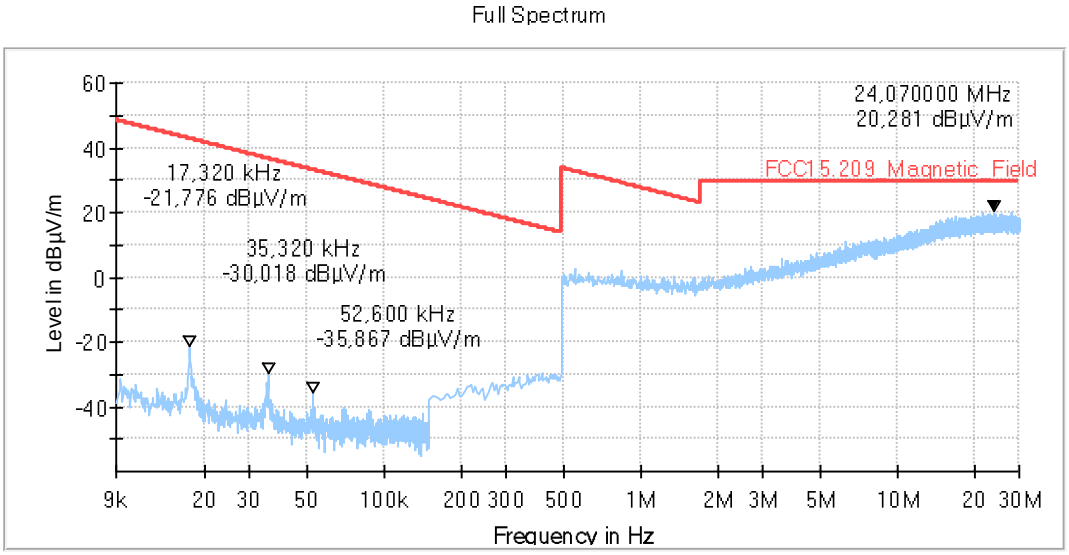

# 3.01_a-mode_6Mbps_ch100_lying

## Common Information

| | |
|---|---|
| Test Description: | Radiated field strength emission in 3m distance |
| Test Site: | cetecom advanced GmbH (Essen) |
| Test Standard: | FCC 15.205&15.209 & RSS Gen. Issue 5 |
| Antenna polarisation: | horizontal/vertical |
| | |
| Environmental Conditions: | Humidity: 52% rH; Temperature: 22.8 °C |
| Operator Name: | PShin |
| EUT: | 1 |
| Operating Mode: | a-mode_6Mbps_ch100_lying |
| Power supply: | 28 V DC |
| Verdict: | Passed |

## EUT Information

| | |
|---|---|
| PMT number: | 24-1-00398S02_C01 |
| Power: | 28 V DC |

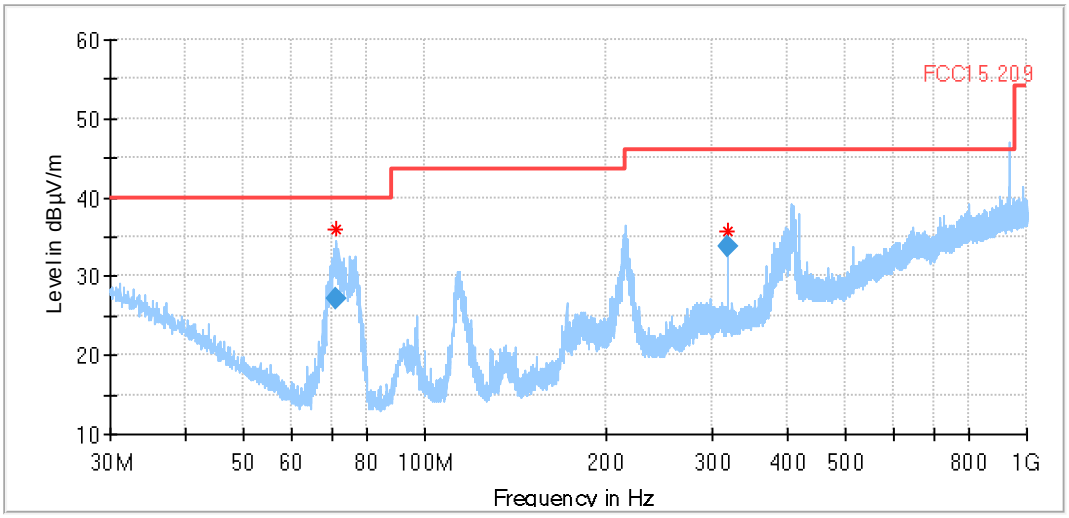


Remark: Emission at 934 MHz is an external interference not related to results.

## Final_Result

| Frequency (MHz) | QuasiPeak (dBµV/m) | Limit (dBµV/m) | Margin (dB) | Bandwidth (kHz) | Height (cm) | Pol | Azimuth (deg) | Corr. (dB/m) | Sig Path (dB) |
|---|---|---|---|---|---|---|---|---|---|
| 71.126000 | 27.27 | 40.00 | 12.73 | 120.000 | 105.0 | V | 137.0 | 6.3 | 0.0 |
| 319.370000 | 33.75 | 46.00 | 12.25 | 120.000 | 114.0 | H | 220.0 | 15.7 | 0.0 |

# 3.02_a-mode_6Mbps_ch100_standing

## Common Information

| | |
|---|---|
| Test Description: | Radiated field strength emission in 3m distance |
| Test Site: | cetecom advanced GmbH (Essen) |
| Test Standard: | FCC 15.205&15.209 & RSS Gen. Issue 5 |
| Antenna polarisation: | horizontal/vertical |
| | |
| Environmental Conditions: | Humidity: 52% rH; Temperature: 22.8 °C |
| Operator Name: | PShin |
| EUT: | 1 |
| Operating Mode: | a-mode_6Mbps_ch100_standing |
| Power supply: | 28 V DC |
| Verdict: | Passed |

## EUT Information

| | |
|---|---|
| PMT number: | 24-1-00398S02_C01 |
| Power: | 28 V DC |

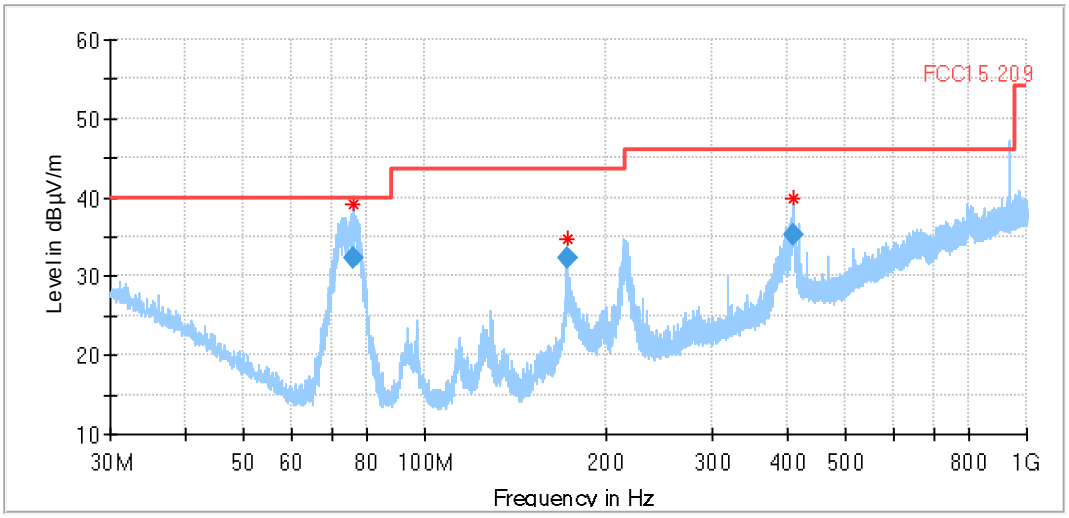


Remark: Emission at 934 MHz is an external interference not related to results.

## Final_Result

| Frequency (MHz) | QuasiPeak (dBµV/m) | Limit (dBµV/m) | Margin (dB) | Bandwidth (kHz) | Height (cm) | Pol | Azimuth (deg) | Corr. (dB/m) | Sig Path (dB) |
|---|---|---|---|---|---|---|---|---|---|
| 75.846000 | 32.18 | 40.00 | 7.82 | 120.000 | 169.0 | V | 11.0 | 6.5 | 0.0 |
| 171.970000 | 32.23 | 43.50 | 11.27 | 120.000 | 182.0 | H | 222.0 | 10.2 | 0.0 |
| 408.662000 | 35.30 | 46.00 | 10.70 | 120.000 | 100.0 | H | 346.0 | 19.2 | 0.0 |

# 3.03_a-mode_6Mbps_ch116

## Common Information

| | |
|---|---|
| Test Description: | Radiated field strength emission in 3m distance |
| Test Site: | cetecom advanced GmbH (Essen) |
| Test Standard: | FCC 15.205&15.209 & RSS Gen. Issue 5 |
| Antenna polarisation: | horizontal/vertical |
| | |
| Environmental Conditions: | Humidity: 52% rH; Temperature: 22.8 °C |
| Operator Name: | PShin |
| EUT: | 1 |
| Operating Mode: | a-mode_6Mbps_ch116 |
| Power supply: | 28 V DC |
| Verdict: | Passed |

## EUT Information

| | |
|---|---|
| PMT number: | 24-1-00398S02_C01 |
| Power: | 28 V DC |

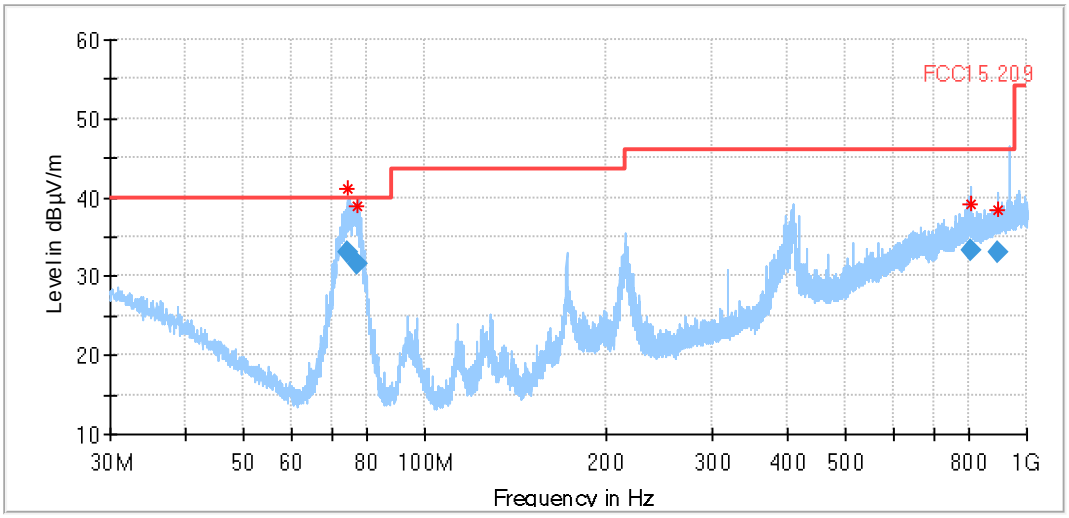


Remark: Emission at 934 MHz is an external interference not related to results.

## Final_Result

| Frequency (MHz) | QuasiPeak (dBµV/m) | Limit (dBµV/m) | Margin (dB) | Bandwidth (kHz) | Height (cm) | Pol | Azimuth (deg) | Corr. (dB/m) | Sig Path (dB) |
|---|---|---|---|---|---|---|---|---|---|
| 74.550000 | 32.95 | 40.00 | 7.05 | 120.000 | 152.0 | V | 268.0 | 6.4 | 0.0 |
| 77.450000 | 31.52 | 40.00 | 8.48 | 120.000 | 129.0 | V | 131.0 | 6.6 | 0.0 |
| 805.142000 | 33.35 | 46.00 | 12.65 | 120.000 | 126.0 | V | 356.0 | 25.6 | 0.0 |
| 898.310000 | 32.92 | 46.00 | 13.08 | 120.000 | 147.0 | H | 171.0 | 27.2 | 0.0 |

# 3.04_n40-mode_MCS0_ch102

## Common Information

| | |
|---|---|
| Test Description: | Radiated field strength emission in 3m distance |
| Test Site: | cetecom advanced GmbH (Essen) |
| Test Standard: | FCC 15.205&15.209 & RSS Gen. Issue 5 |
| Antenna polarisation: | horizontal/vertical |
| | |
| Environmental Conditions: | Humidity: 52% rH; Temperature: 22.8 °C |
| Operator Name: | PShin |
| EUT: | 1 |
| Operating Mode: | n40-mode_MCS0_ch102 |
| Power supply: | 28 V DC |
| Verdict: | Passed |

## EUT Information

| | |
|---|---|
| PMT number: | 24-1-00398S02_C01 |
| Power: | 28 V DC |

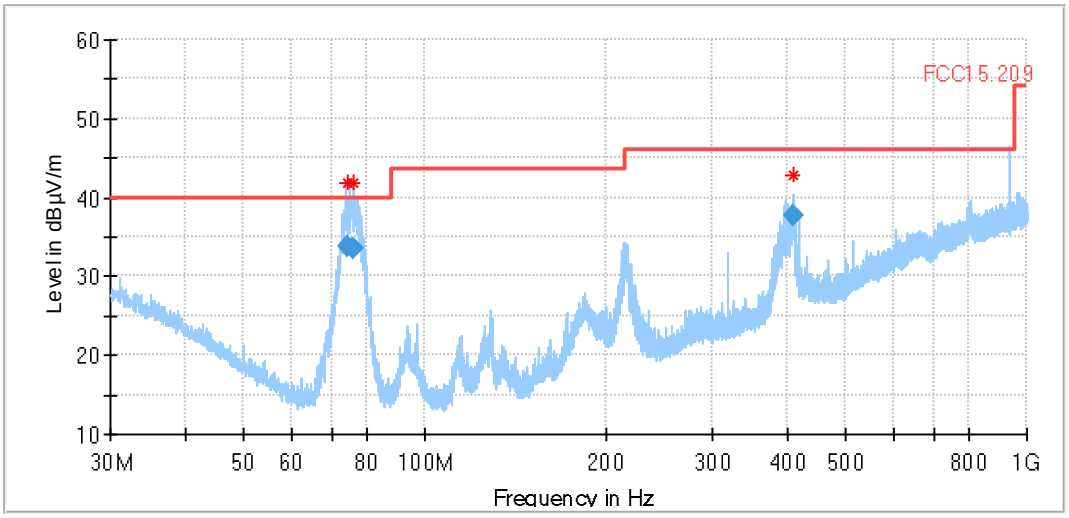


Remark: Emission at 934 MHz is an external interference not related to results.

## Final_Result

| Frequency (MHz) | QuasiPeak (dBµV/m) | Limit (dBµV/m) | Margin (dB) | Bandwidth (kHz) | Height (cm) | Pol | Azimuth (deg) | Corr. (dB/m) | Sig Path (dB) |
|---|---|---|---|---|---|---|---|---|---|
| 74.178000 | 33.84 | 40.00 | 6.16 | 120.000 | 128.0 | V | 244.0 | 6.4 | 0.0 |
| 76.102000 | 33.64 | 40.00 | 6.36 | 120.000 | 186.0 | V | 160.0 | 6.5 | 0.0 |
| 409.298000 | 37.65 | 46.00 | 8.35 | 120.000 | 144.0 | V | 152.0 | 19.2 | 0.0 |

# 3.05_n40-mode_MCS0_ch110

## Common Information

| | |
|---|---|
| Test Description: | Radiated field strength emission in 3m distance |
| Test Site: | cetecom advanced GmbH (Essen) |
| Test Standard: | FCC 15.205&15.209 & RSS Gen. Issue 5 |
| Antenna polarisation: | horizontal/vertical |
| | |
| Environmental Conditions: | Humidity: 52% rH; Temperature: 22.8 °C |
| Operator Name: | PShin |
| EUT: | 1 |
| Operating Mode: | n40-mode_MCS0_ch110 |
| Power supply: | 28 V DC |
| Verdict: | Passed |

## EUT Information

| | |
|---|---|
| PMT number: | 24-1-00398S02_C01 |
| Power: | 28 V DC |

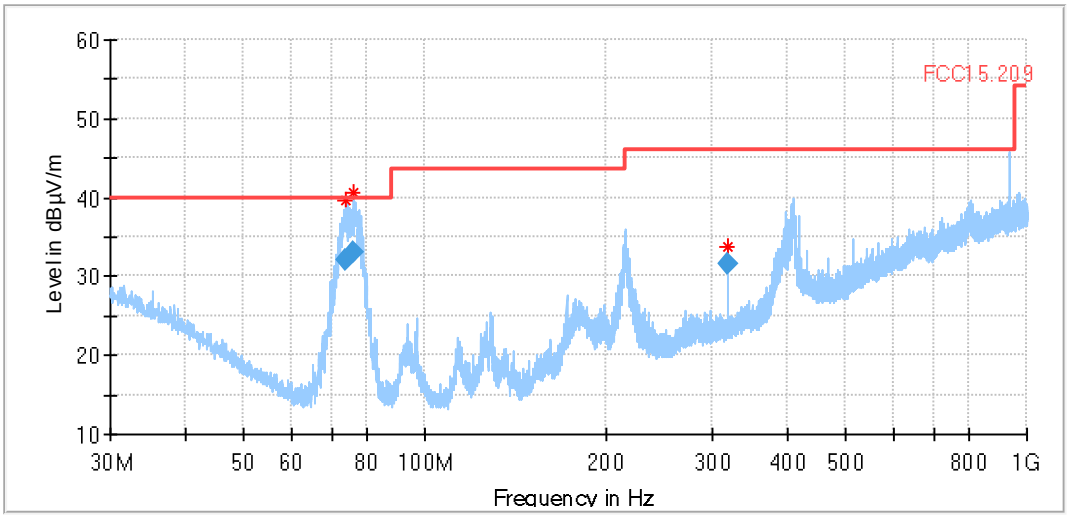


Remark: Emission at 934 MHz is an external interference not related to results.

## Final_Result

| Frequency (MHz) | QuasiPeak (dBµV/m) | Limit (dBµV/m) | Margin (dB) | Bandwidth (kHz) | Height (cm) | Pol | Azimuth (deg) | Corr. (dB/m) | Sig Path (dB) |
|---|---|---|---|---|---|---|---|---|---|
| 73.694000 | 32.17 | 40.00 | 7.83 | 120.000 | 162.0 | V | 309.0 | 6.3 | 0.0 |
| 75.994000 | 33.14 | 40.00 | 6.86 | 120.000 | 192.0 | V | 250.0 | 6.5 | 0.0 |
| 319.370000 | 31.52 | 46.00 | 14.48 | 120.000 | 103.0 | H | 71.0 | 15.7 | 0.0 |

# 3.06_n20-MIMO_MCS8_ch100

## Common Information

| | |
|---|---|
| Test Description: | Radiated field strength emission in 3m distance |
| Test Site: | cetecom advanced GmbH (Essen) |
| Test Standard: | FCC 15.205&15.209 & RSS Gen. Issue 5 |
| Antenna polarisation: | horizontal/vertical |
| | |
| Environmental Conditions: | Humidity: 52% rH; Temperature: 22.8 °C |
| Operator Name: | PShin |
| EUT: | 1 |
| Operating Mode: | n20-MIMO_MCS8_ch100 |
| Power supply: | 28 V DC |
| Verdict: | Passed |

## EUT Information

| | |
|---|---|
| PMT number: | 24-1-00398S02_C01 |
| Power: | 28 V DC |

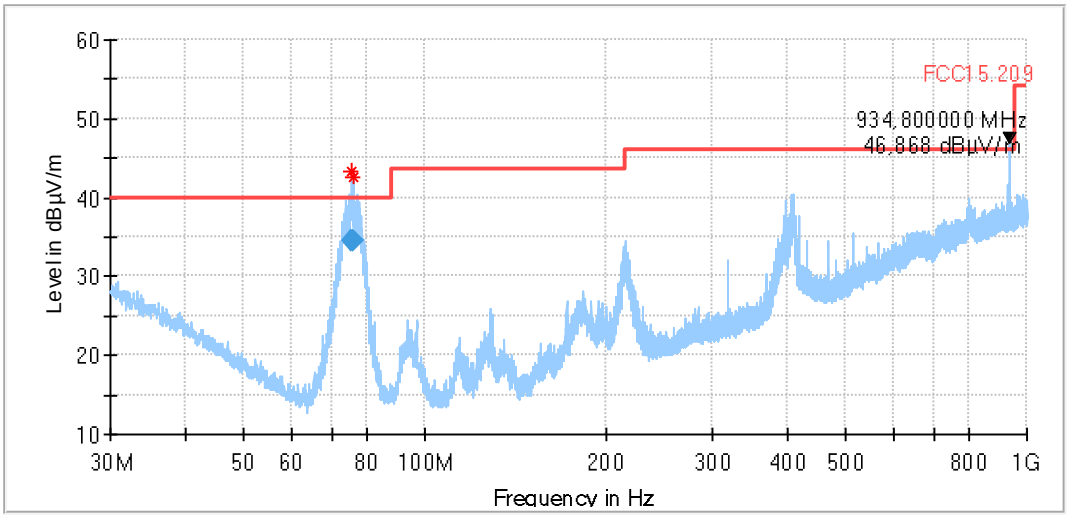


Remark: Emission at 934 MHz is an external interference not related to results.

## Final_Result

| Frequency (MHz) | QuasiPeak (dBµV/m) | Limit (dBµV/m) | Margin (dB) | Bandwidth (kHz) | Height (cm) | Pol | Azimuth (deg) | Corr. (dB/m) | Sig Path (dB) |
|---|---|---|---|---|---|---|---|---|---|
| 75.298000 | 34.57 | 40.00 | 5.43 | 120.000 | 147.0 | V | 258.0 | 6.4 | 0.0 |
| 76.234000 | 34.56 | 40.00 | 5.44 | 120.000 | 117.0 | V | 240.0 | 6.5 | 0.0 |

# 3.07_n20-MIMO_MCS8_ch116

## Common Information

| | |
|---|---|
| Test Description: | Radiated field strength emission in 3m distance |
| Test Site: | cetecom advanced GmbH (Essen) |
| Test Standard: | FCC 15.205&15.209 & RSS Gen. Issue 5 |
| Antenna polarisation: | horizontal/vertical |
| | |
| Environmental Conditions: | Humidity: 52% rH; Temperature: 22.8 °C |
| Operator Name: | SOz |
| EUT: | 1 |
| Operating Mode: | n-MIMO \| HT20 \| MCS8 \| ch116 |
| Power supply: | 28 V DC |
| Verdict: | Passed |

## EUT Information

| | |
|---|---|
| PMT number: | 24-1-00398S02_C01 |
| Power: | 28 V DC |

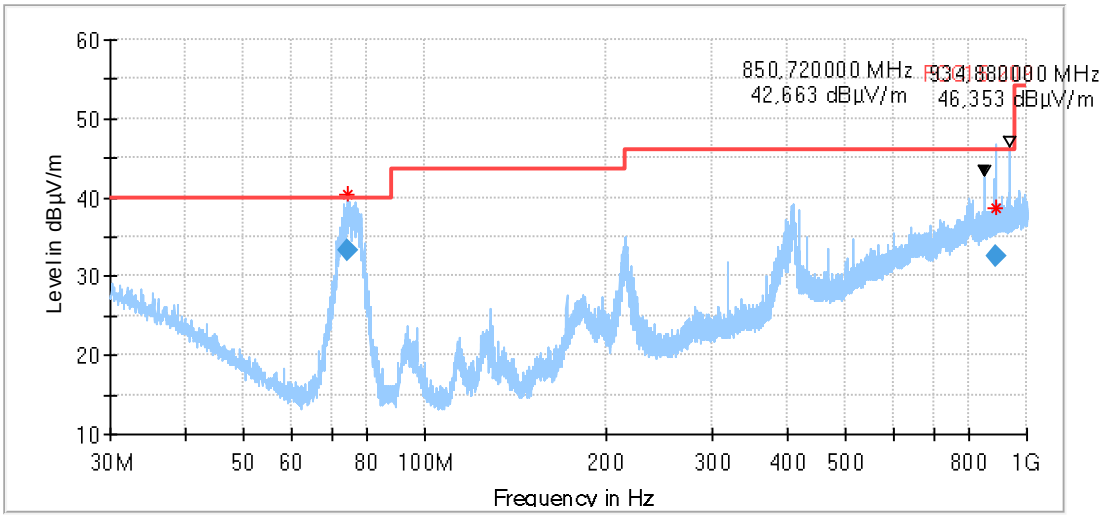


Remark: Emission at 850 MHz and 934 MHz are external interferences not related to results.

## Final_Result

| Frequency (MHz) | QuasiPeak (dBµV/m) | Limit (dBµV/m) | Margin (dB) | Bandwidth (kHz) | Height (cm) | Pol | Azimuth (deg) | Corr. (dB/m) | Sig Path (dB) |
|---|---|---|---|---|---|---|---|---|---|
| 74.474000 | 33.36 | 40.00 | 6.64 | 120.000 | 170.0 | V | 297.0 | 6.4 | 0.0 |
| 886.794000 | 32.66 | 46.00 | 13.34 | 120.000 | 243.0 | V | 253.0 | 27.0 | 0.0 |

# 3.08_ac40-MIMO_MCS8_ch102

## Common Information

| | |
|---|---|
| Test Description: | Radiated field strength emission in 3m distance |
| Test Site: | cetecom advanced GmbH (Essen) |
| Test Standard: | FCC 15.205&15.209 & RSS Gen. Issue 5 |
| Antenna polarisation: | horizontal/vertical |
| | |
| Environmental Conditions: | Humidity: 52% rH; Temperature: 22.8 °C |
| Operator Name: | SOz |
| EUT: | 1 |
| Operating Mode: | ac-MIMO \| VHT40 \| MCS8 \| ch102 |
| Power supply: | 28 V DC |
| Verdict: | Passed |

## EUT Information

| | |
|---|---|
| PMT number: | 24-1-00398S02_C01 |
| Power: | 28 V DC |

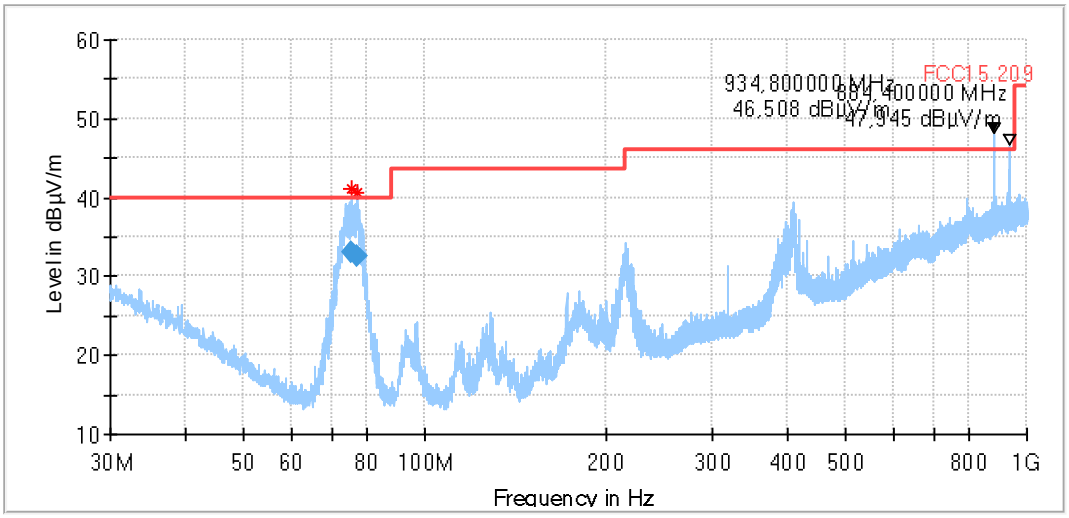


Remark: Emission at 884 MHz and 934 MHz are external interferences not related to results.

## Final_Result

| Frequency (MHz) | QuasiPeak (dBµV/m) | Limit (dBµV/m) | Margin (dB) | Bandwidth (kHz) | Height (cm) | Pol | Azimuth (deg) | Corr. (dB/m) | Sig Path (dB) |
|---|---|---|---|---|---|---|---|---|---|
| 75.746000 | 33.02 | 40.00 | 6.98 | 120.000 | 179.0 | V | 73.0 | 6.4 | 0.0 |
| 77.278000 | 32.62 | 40.00 | 7.38 | 120.000 | 116.0 | V | 6.0 | 6.6 | 0.0 |

# 3.09_ac40-MIMO_MCS8_ch110

## Common Information

| | |
|---|---|
| Test Description: | Radiated field strength emission in 3m distance |
| Test Site: | cetecom advanced GmbH (Essen) |
| Test Standard: | FCC 15.205&15.209 & RSS Gen. Issue 5 |
| Antenna polarisation: | horizontal/vertical |
| | |
| Environmental Conditions: | Humidity: 52% rH; Temperature: 22.8 °C |
| Operator Name: | SOz |
| EUT: | 1 |
| Operating Mode: | ac-MIMO \| VHT40 \| MCS8 \| ch110 |
| Power supply: | 28 V DC |
| Verdict: | Passed |

## EUT Information

| | |
|---|---|
| PMT number: | 24-1-00398S02_C01 |
| Power: | 28 V DC |

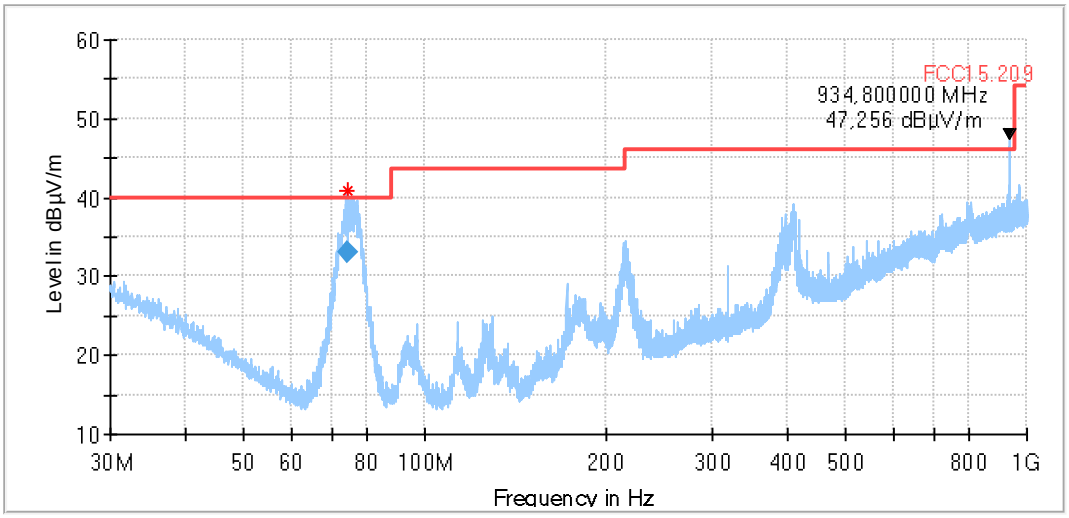


Remark: Emission at 934 MHz is an external interference not related to results.

## Final_Result

| Frequency (MHz) | QuasiPeak (dBµV/m) | Limit (dBµV/m) | Margin (dB) | Bandwidth (kHz) | Height (cm) | Pol | Azimuth (deg) | Corr. (dB/m) | Sig Path (dB) |
|---|---|---|---|---|---|---|---|---|---|
| 74.522000 | 33.16 | 40.00 | 6.84 | 120.000 | 159.0 | V | 274.0 | 6.4 | 0.0 |

# 4.01_a-mode_6Mbps_ch100

## Common Information

| | |
|---|---|
| Test Description: | Radiated field strength emission in 3m distance |
| Test Site: | Fully Anechoic Chamber (FAC1) - EMC32 V10.60.20 |
| Test Standard: | FCC 15.407&15.209 Intentional Radiator |
| Antenna polarisation: | horizontal/vertical |
| Software Version: | EMC32 V10.60.20 |
| Operating Mode: | a-mode \| 6 Mbps \| ch100 |
| Operator: | SOz |
| Comment: | |
| EUT Setup: | 1 |
| Environmental Conditions: | Humidity: 50% rH; Temperature: 20 °C |
| Verdict: | Passed |

## EUT Information

| | |
|---|---|
| Sample: | 24-1-00398S02_C01 |
| Power Supply : | 28 V DC |

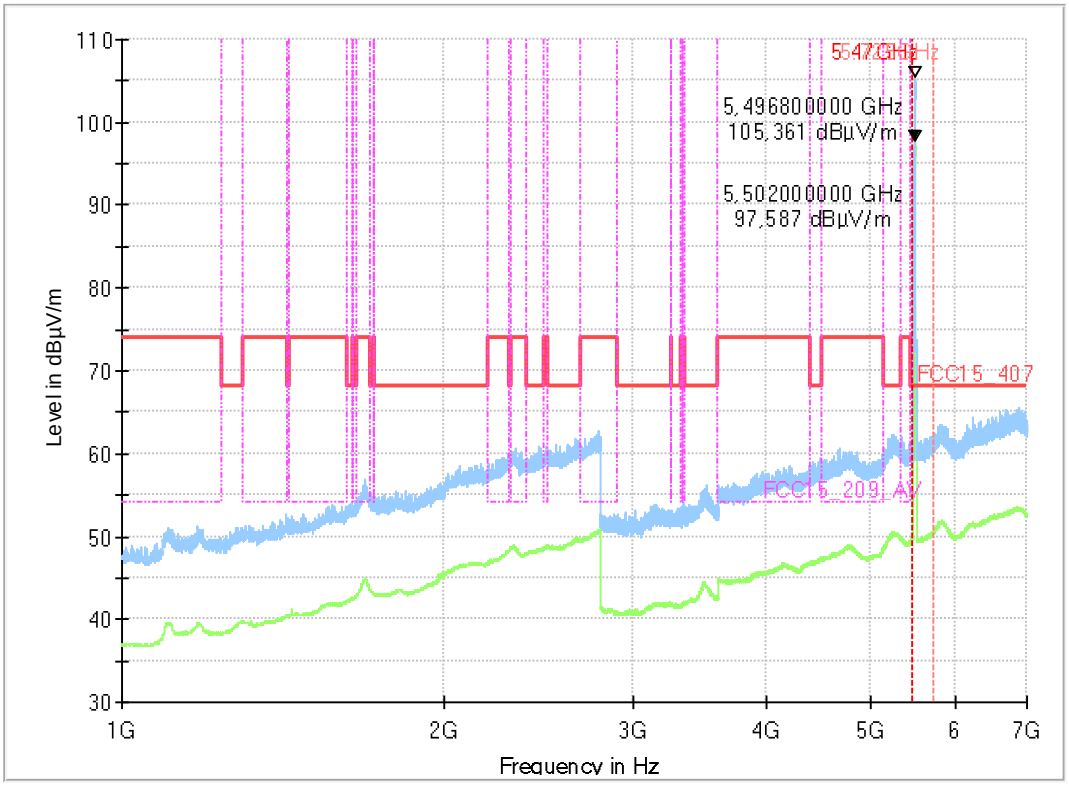

# 4.02_a-mode_6Mbps_ch116

## Common Information

| | |
|---|---|
| Test Description: | Radiated field strength emission in 3m distance |
| Test Site: | Fully Anechoic Chamber (FAC1) - EMC32 V10.60.20 |
| Test Standard: | FCC 15.407&15.209 Intentional Radiator |
| Antenna polarisation: | horizontal/vertical |
| Software Version: | EMC32 V10.60.20 |
| Operating Mode: | a-mode \| 6Mbps\| ch116 |
| Operator: | SOz |
| Comment: | |
| EUT Setup: | 1 |
| Environmental Conditions: | Humidity: 50% rH; Temperature: 20 °C |
| Verdict: | Passed |

## EUT Information

| | |
|---|---|
| Sample: | 24-1-00398S02_C01 |
| Power Supply : | 28 V DC |

Full Spectrum

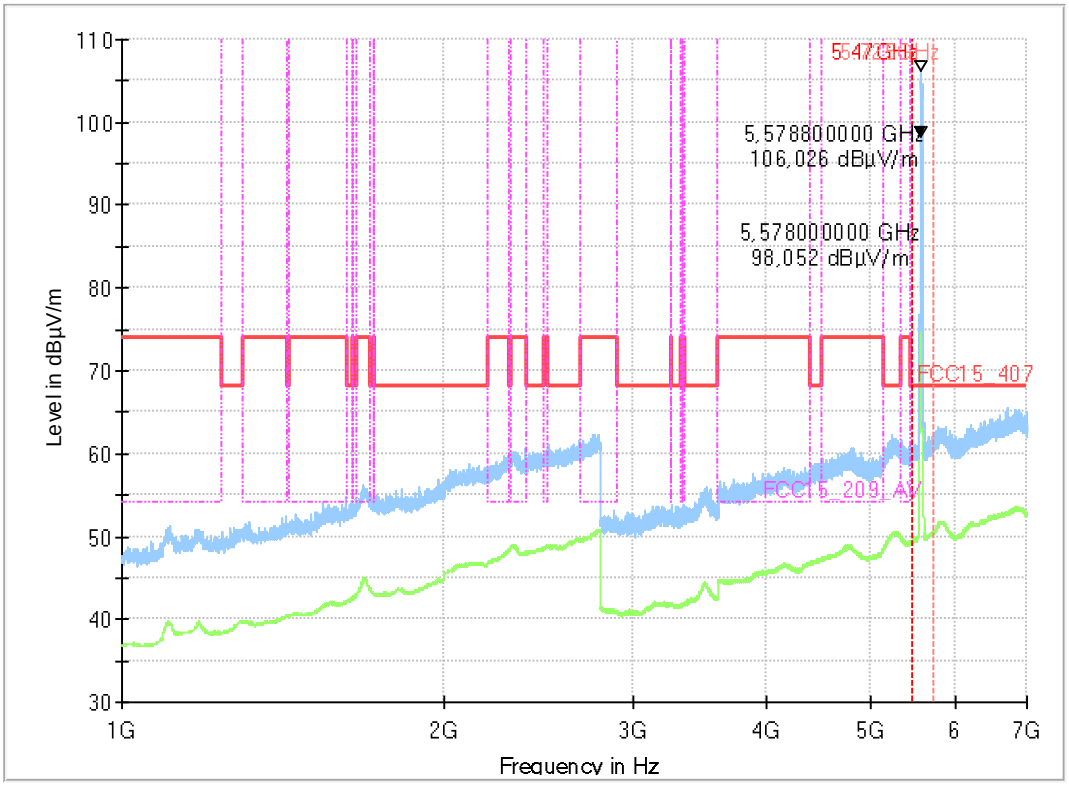

# 4.03_n40-mode_MCS0_ch102

## Common Information

| | |
|---|---|
| Test Description: | Radiated field strength emission in 3m distance |
| Test Site: | Fully Anechoic Chamber (FAC1) - EMC32 V10.60.20 |
| Test Standard: | FCC 15.407&15.209 Intentional Radiator |
| Antenna polarisation: | horizontal/vertical |
| Software Version: | EMC32 V10.60.20 |
| Operating Mode: | n-mode \| HT40 \| MCS0 \| ch102 |
| Operator: | SOz |
| Comment: | |
| EUT Setup: | 1 |
| Environmental Conditions: | Humidity: 50% rH; Temperature: 20 °C |
| Verdict: | Passed |

## EUT Information

| | |
|---|---|
| Sample: | 24-1-00398S02_C01 |
| Power Supply : | 28 V DC |

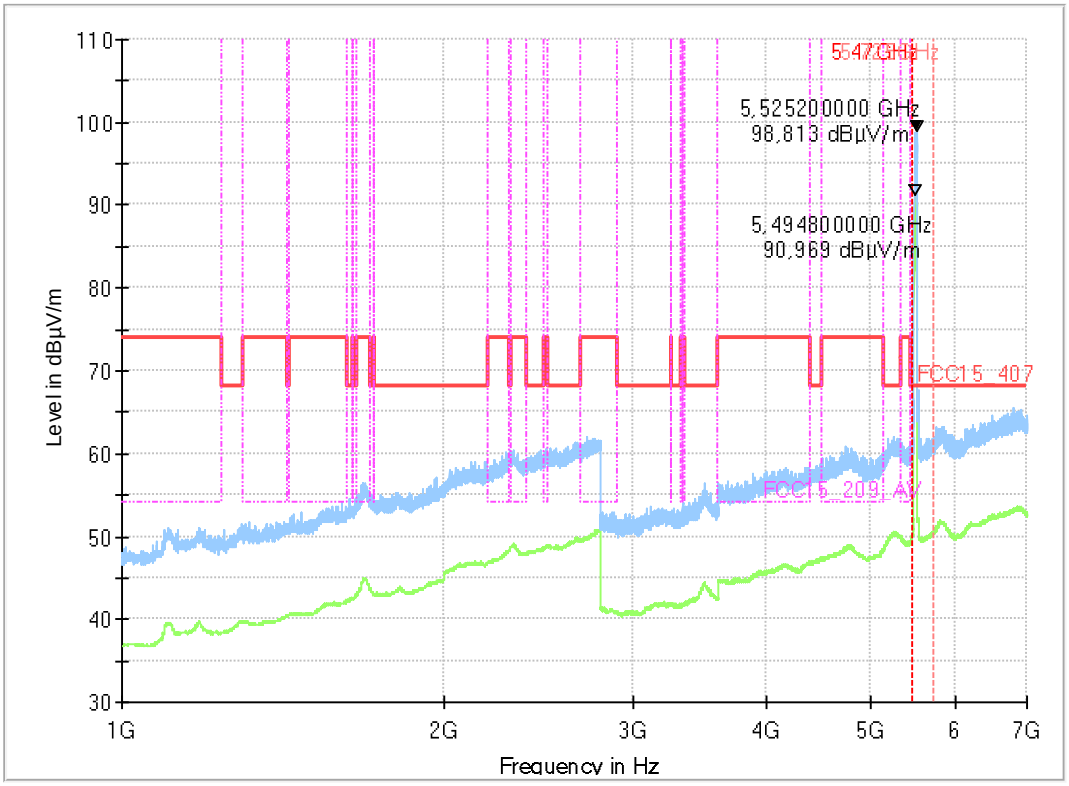

# 4.04_n40-mode_MCS0_ch110

## Common Information

| | |
|---|---|
| Test Description: | Radiated field strength emission in 3m distance |
| Test Site: | Fully Anechoic Chamber (FAC1) - EMC32 V10.60.20 |
| Test Standard: | FCC 15.407&15.209 Intentional Radiator |
| Antenna polarisation: | horizontal/vertical |
| Software Version: | EMC32 V10.60.20 |
| Operating Mode: | n-mode \| HT40 \| MCS0 \| ch110 |
| Operator: | ASa |
| Comment: | |
| EUT Setup: | 1 |
| Environmental Conditions: | Humidity: 50% rH; Temperature: 20 °C |
| Verdict: | Passed |

## EUT Information

| | |
|---|---|
| Sample: | 24-1-00398S02_C01 |
| Power Supply : | 28 V DC |

Full Spectrum

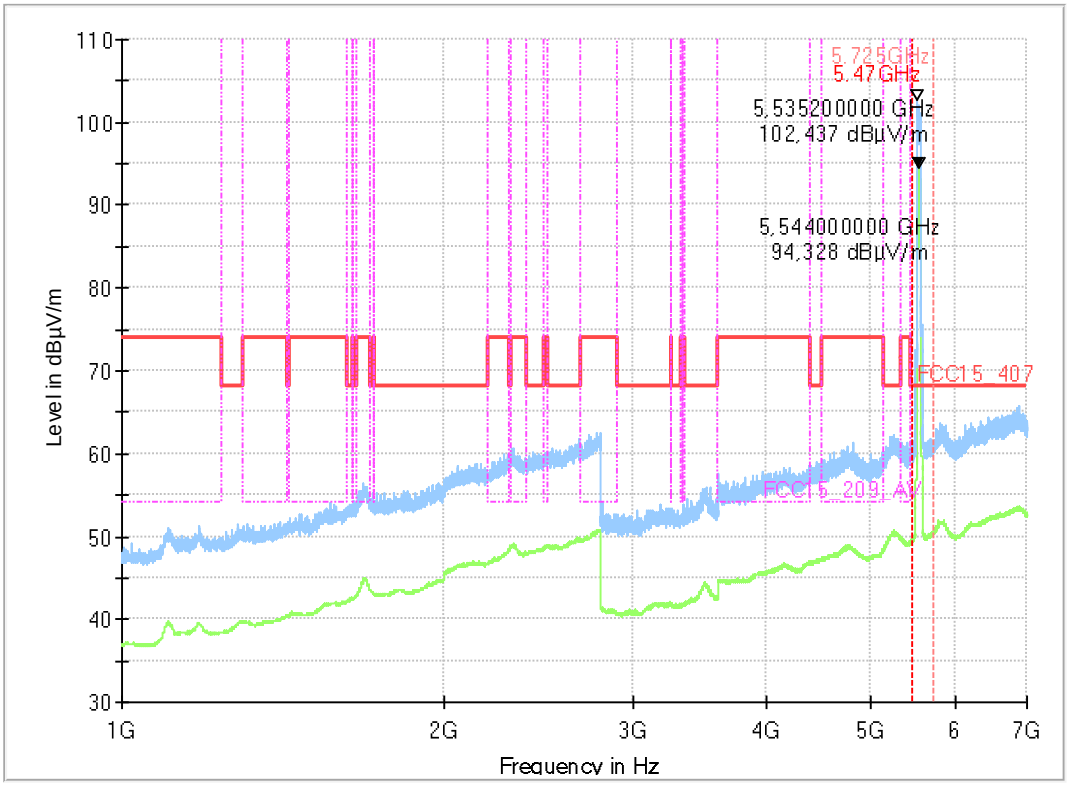

# 4.05_n20-MIMO_MCS8_ch100

## Common Information

| | |
|---|---|
| Test Description: | Radiated field strength emission in 3m distance |
| Test Site: | Fully Anechoic Chamber (FAC1) - EMC32 V10.60.20 |
| Test Standard: | FCC 15.407&15.209 Intentional Radiator |
| Antenna polarisation: | horizontal/vertical |
| Software Version: | EMC32 V10.60.20 |
| Operating Mode: | n-MIMO \| HT20 \| MCS8 \| ch100 |
| Operator: | ASa |
| Comment: | |
| EUT Setup: | 1 |
| Environmental Conditions: | Humidity: 50% rH; Temperature: 20 °C |
| Verdict: | Passed |

## EUT Information

| | |
|---|---|
| Sample: | 24-1-00398S02_C01 |
| Power Supply : | 28 V DC |

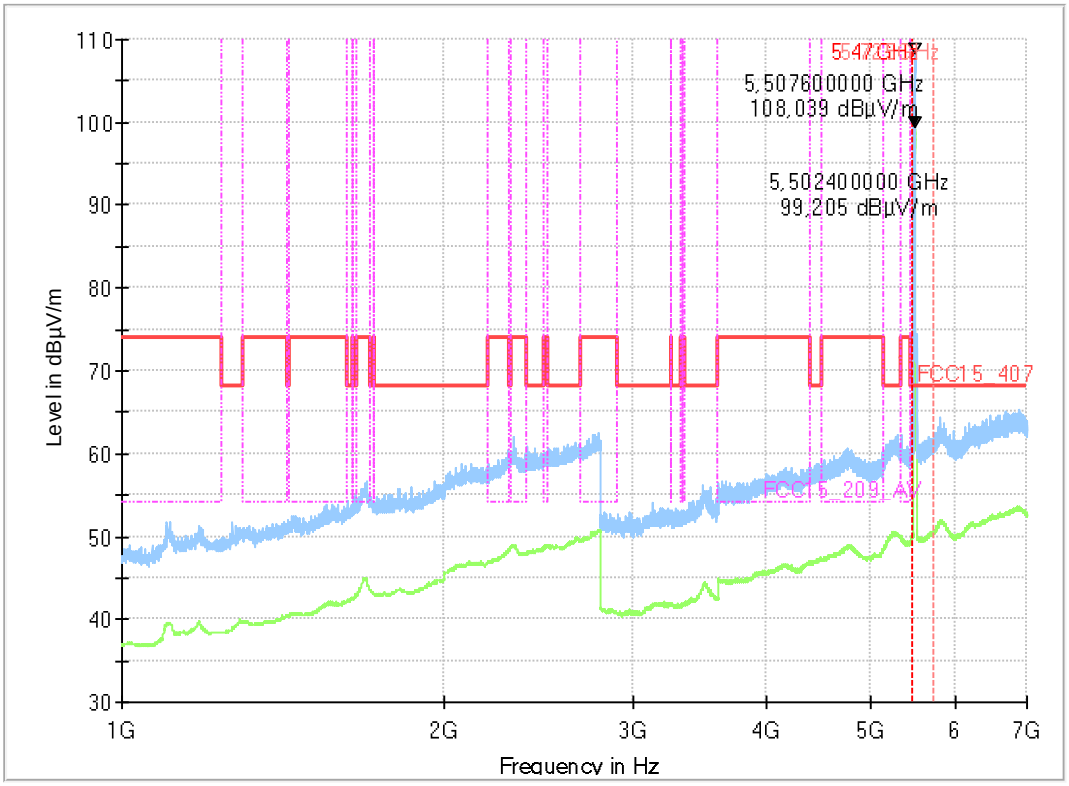

# 4.06_n20-MIMO_MCS8_ch116

## Common Information

| | |
|---|---|
| Test Description: | Radiated field strength emission in 3m distance |
| Test Site: | Fully Anechoic Chamber (FAC1) - EMC32 V10.60.20 |
| Test Standard: | FCC 15.407&15.209 Intentional Radiator |
| Antenna polarisation: | horizontal/vertical |
| Software Version: | EMC32 V10.60.20 |
| Operating Mode: | n-MIMO \| HT20 \| MCS8 \| ch116 |
| Operator: | ASa |
| Comment: | |
| EUT Setup: | 1 |
| Environmental Conditions: | Humidity: 50% rH; Temperature: 20 °C |
| Verdict: | Passed |

## EUT Information

| | |
|---|---|
| Sample: | 24-1-00398S02_C01 |
| Power Supply : | 28 V DC |

Full Spectrum

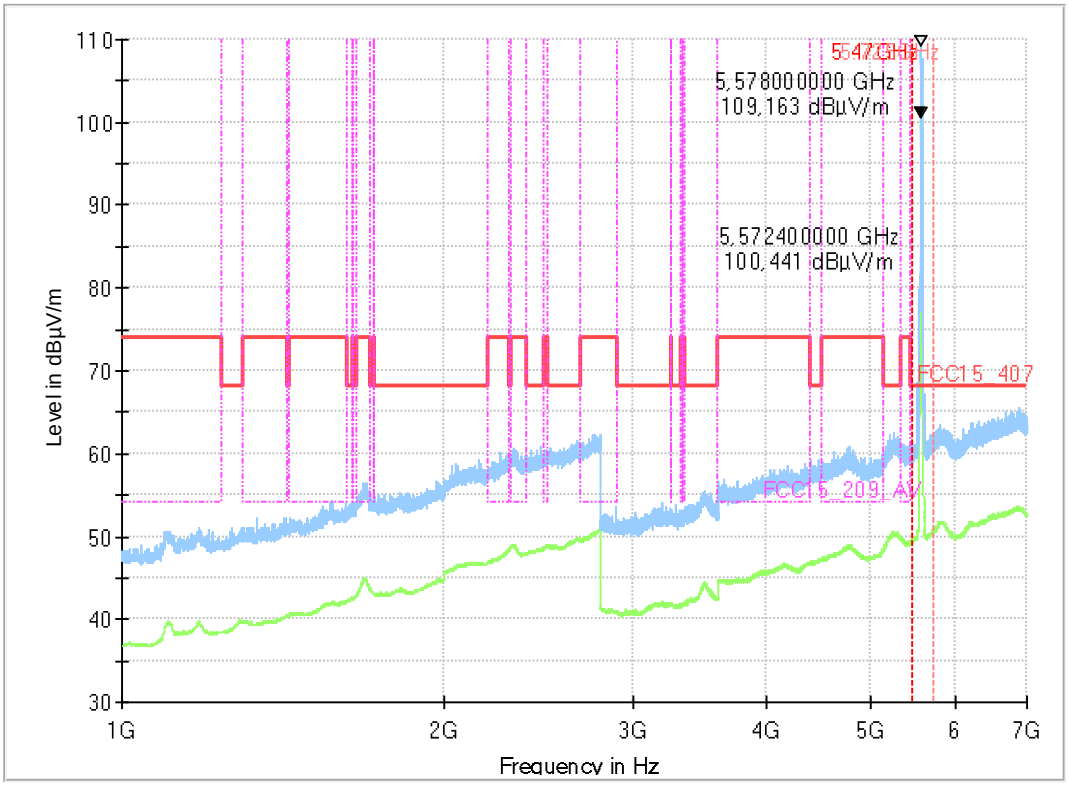

# 4.07_ac40-MIMO_MCS8_ch102

## Common Information

| | |
|---|---|
| Test Description: | Radiated field strength emission in 3m distance |
| Test Site: | Fully Anechoic Chamber (FAC1) - EMC32 V10.60.20 |
| Test Standard: | FCC 15.407&15.209 Intentional Radiator |
| Antenna polarisation: | horizontal/vertical |
| Software Version: | EMC32 V10.60.20 |
| Operating Mode: | ac-MIMO \| VHT40 \| MCS8 \| ch102 |
| Operator: | ASa |
| Comment: | |
| EUT Setup: | 1 |
| Environmental Conditions: | Humidity: 50% rH; Temperature: 20 °C |
| Verdict: | Passed |

## EUT Information

| | |
|---|---|
| Sample: | 24-1-00398S02_C01 |
| Power Supply : | 28 V DC |

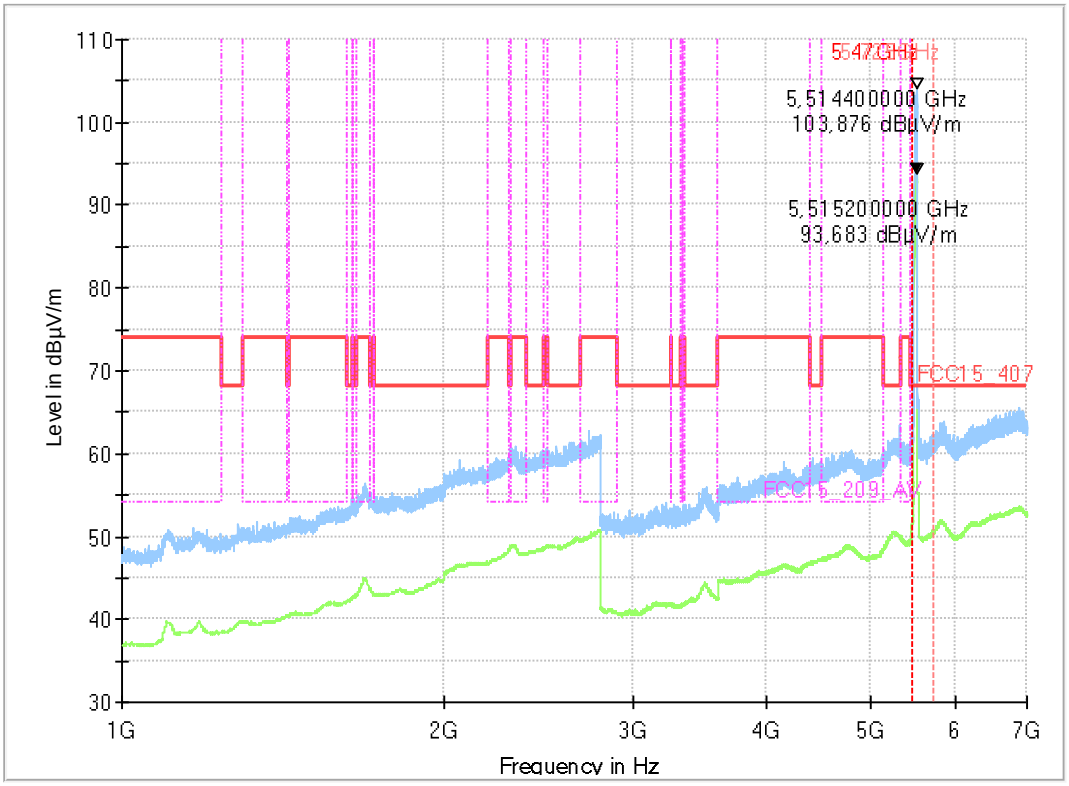

# 4.08_ac40-MIMO_MCS8_ch110

## Common Information

| | |
|---|---|
| Test Description: | Radiated field strength emission in 3m distance |
| Test Site: | Fully Anechoic Chamber (FAC1) - EMC32 V10.60.20 |
| Test Standard: | FCC 15.407&15.209 Intentional Radiator |
| Antenna polarisation: | horizontal/vertical |
| Software Version: | EMC32 V10.60.20 |
| Operating Mode: | ac-MIMO \| VHT40 \| MCS8 \| ch110 |
| Operator: | ASa |
| Comment: | |
| EUT Setup: | 1 |
| Environmental Conditions: | Humidity: 50% rH; Temperature: 20 °C |
| Verdict: | Passed |

## EUT Information

| | |
|---|---|
| Sample: | 24-1-00398S02_C01 |
| Power Supply : | 28 V DC |

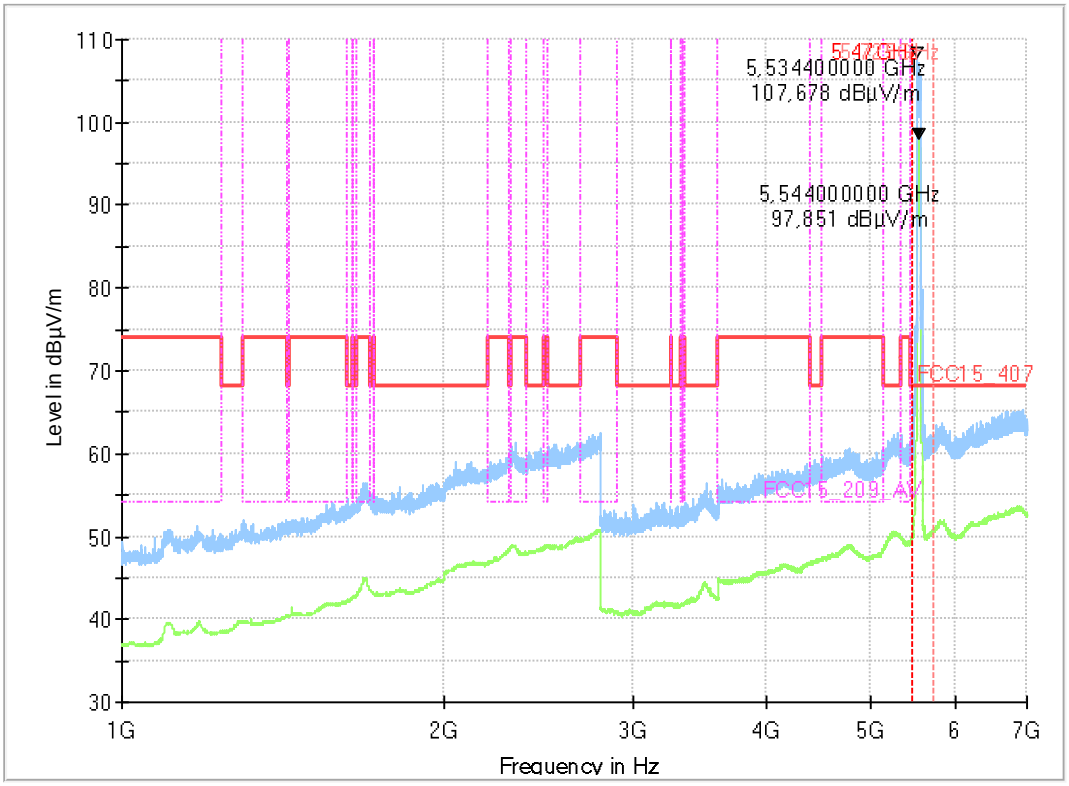

# 4.09_a-mode_6Mbps_ch100

## Common Information

| | |
|---|---|
| Test Description: | Radiated field strength emission in 1m distance |
| Test Site: | Fully Anechoic Chamber (FAC1) - EMC32 V10.60.20 |
| Test Standard: | FCC 15.407&15.209 Intentional Radiator |
| Antenna polarisation: | horizontal/vertical |
| Software Version: | EMC32 V10.60.20 |
| Operating Mode: | n-mode \| HT40 \| MCS0 \| ch110 |
| Operator: | ASa |
| EUT Setup: | 1 |
| Environmental Conditions: | Humidity: 50% rH; Temperature: 20 °C |
| Verdict: | Passed |

## EUT Information

| | |
|---|---|
| Sample: | 24-1-00647S02_C01 |
| Power Supply : | 230 V AC |

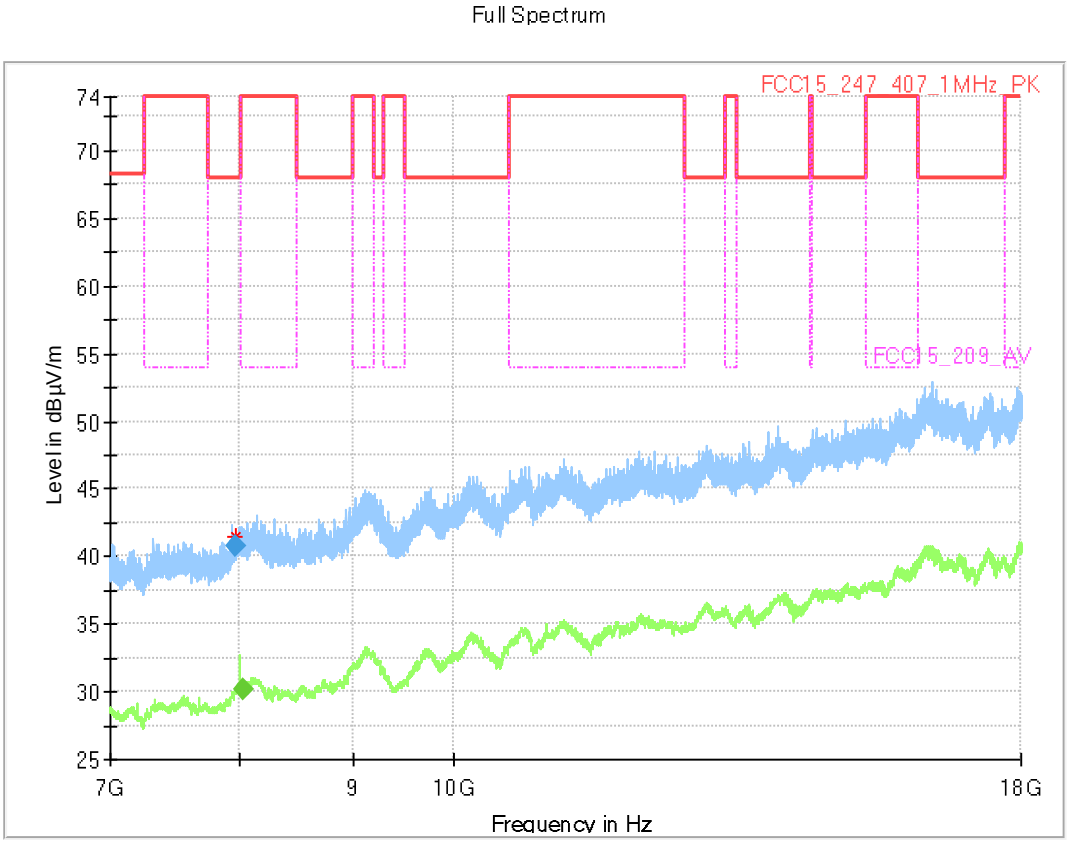


## Final_Result

| Frequency (MHz) | MaxPeak (dBµV/m) | RMS (dBµV/m) | Limit (dBµV/m) | Margin (dB) | Meas. Time (ms) | Bandwidth (kHz) | Height (cm) | Pol | Azimuth (deg) | Elevation (deg) |
|---|---|---|---|---|---|---|---|---|---|---|
| 7964.530000 | 40.75 | --- | 68.00 | 27.25 | 100.0 | 1000.000 | 154.0 | V | 20.0 | 90.0 |
| 8034.870000 | --- | 30.15 | 54.00 | 23.85 | 100.0 | 1000.000 | 154.0 | V | 159.0 | 0.0 |

# 4.10_a-mode_6Mbps_ch116

## Common Information

| | |
|---|---|
| Test Description: | Radiated field strength emission |
| Test Site: | Fully Anechoic Chamber (FAC1) - EMC32 V10.60.20 |
| Test Standard: | FCC 15.407&15.209 Intentional Radiator |
| Antenna polarisation: | horizontal/vertical |
| Software Version: | EMC32 V10.60.20 |
| Operating Mode: | a-mode \| 6Mbps \| ch116 |
| Operator: | SOz |
| EUT Setup: | 1 |
| Environmental Conditions: | Humidity: 50% rH; Temperature: 20 °C |
| Verdict: | Passed |

## EUT Information

| | |
|---|---|
| Sample: | 24-1-00398S02_C01 |
| Power Supply : | 28 V DC |

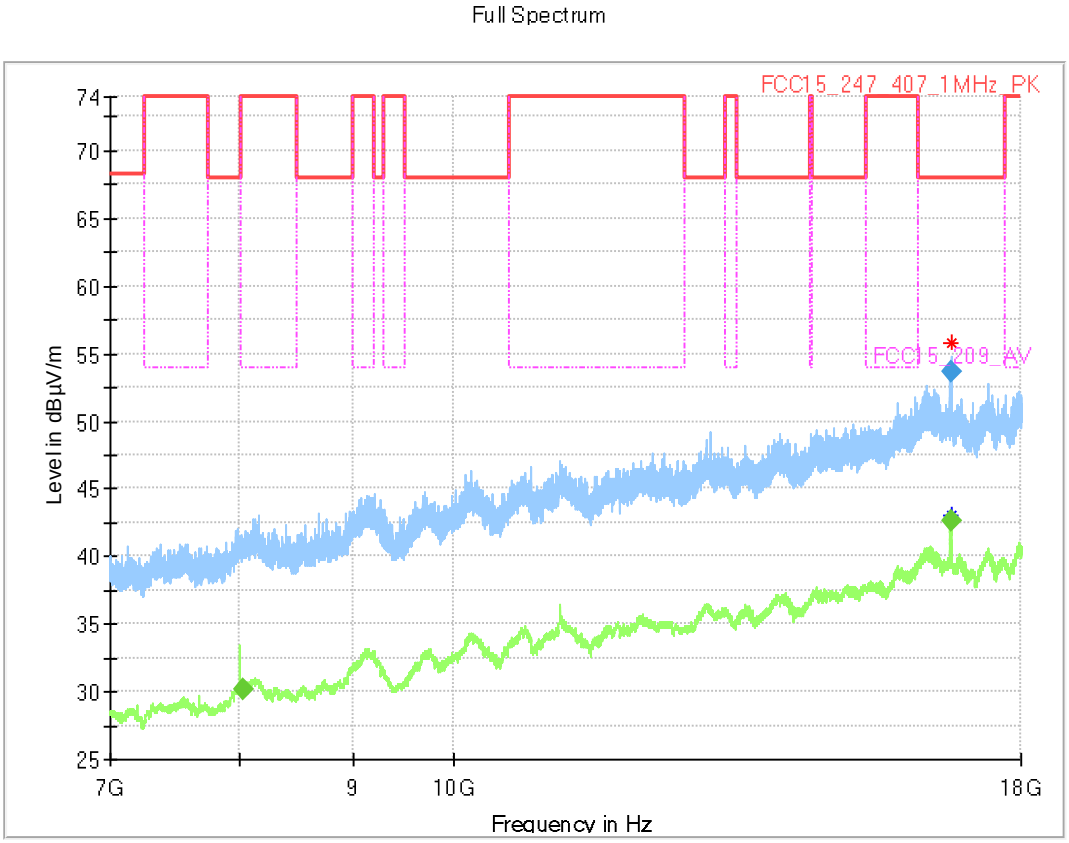


## Final_Result

| Frequency (MHz) | MaxPeak (dBµV/m) | RMS (dBµV/m) | Limit (dBµV/m) | Margin (dB) | Meas. Time (ms) | Bandwidth (kHz) | Height (cm) | Pol | Azimuth (deg) | Elevation (deg) |
|---|---|---|---|---|---|---|---|---|---|---|
| 8037.290000 | --- | 30.19 | 54.00 | 23.81 | 100.0 | 1000.000 | 154.0 | V | 180.0 | 0.0 |
| 16738.330000 | 53.60 | --- | 68.00 | 14.40 | 100.0 | 1000.000 | 154.0 | H | 273.0 | 90.0 |
| 16738.740000 | --- | 42.67 | 150.00 | 107.33 | 100.0 | 1000.000 | 154.0 | H | 272.0 | 90.0 |

# 4.12_n40-mode_MCS0_ch110

## Common Information

| | |
|---|---|
| Test Description: | Radiated field strength emission in 1m distance |
| Test Site: | Fully Anechoic Chamber (FAC1) - EMC32 V10.60.20 |
| Test Standard: | FCC 15.407&15.209 Intentional Radiator |
| Antenna polarisation: | horizontal/vertical |
| Software Version: | EMC32 V10.60.20 |
| Operating Mode: | n-mode \| HT40 \| MCS0 \| ch110 |
| Operator: | ASa |
| EUT Setup: | 1 |
| Environmental Conditions: | Humidity: 50% rH; Temperature: 20 °C |
| Verdict: | Passed |

## EUT Information

| | |
|---|---|
| Sample: | 24-1-00398S02_C01 |
| Power Supply : | 28 V DC |

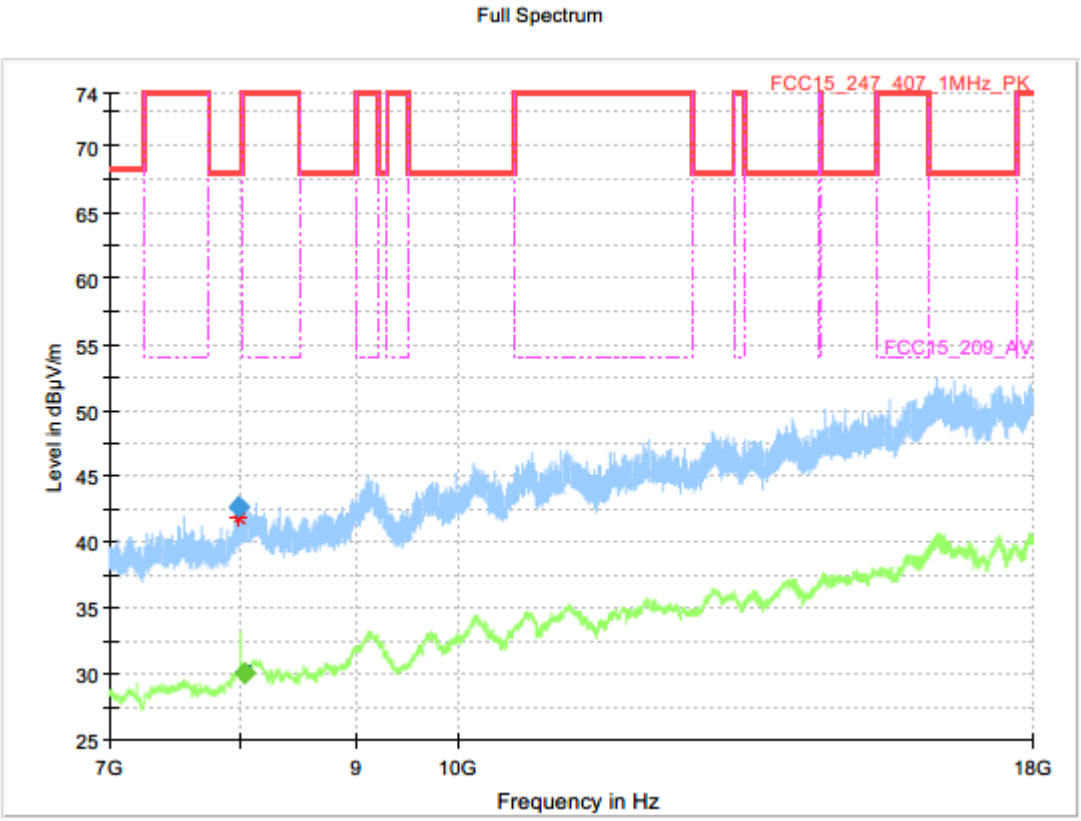


| Frequency (MHz) | MaxPeak (dBµV/m) | RMS (dBµV/m) | Limit (dBµV/m) | Margin (dB) | Meas. Time (ms) | Bandwidth (kHz) | Height (cm) | Pol | Azimuth (deg) | Elevation (deg) |
|---|---|---|---|---|---|---|---|---|---|---|
| 7992.870000 | 42.61 | --- | 68.00 | 25.39 | 100.0 | 1000.000 | 154.0 | H | 299.0 | 90.0 |
| 8043.930000 | --- | 30.07 | 54.00 | 23.93 | 100.0 | 1000.000 | 154.0 | V | 176.0 | 0.0 |

# 4.12_n40-mode_MCS0_ch110

## Common Information

| | |
|---|---|
| Test Description: | Radiated field strength emission in 1m distance |
| Test Site: | Fully Anechoic Chamber (FAC1) - EMC32 V10.60.20 |
| Test Standard: | FCC 15.407&15.209 Intentional Radiator |
| Antenna polarisation: | horizontal/vertical |
| Software Version: | EMC32 V10.60.20 |
| Operating Mode: | n-mode \| HT40 \| MCS0 \| ch110 |
| Operator: | ASa |
| EUT Setup: | 1 |
| Environmental Conditions: | Humidity: 50% rH; Temperature: 20 °C |
| Verdict: | Passed |

## EUT Information

| | |
|---|---|
| Sample: | 24-1-00398S02_C01 |
| Power Supply : | 28 V DC |

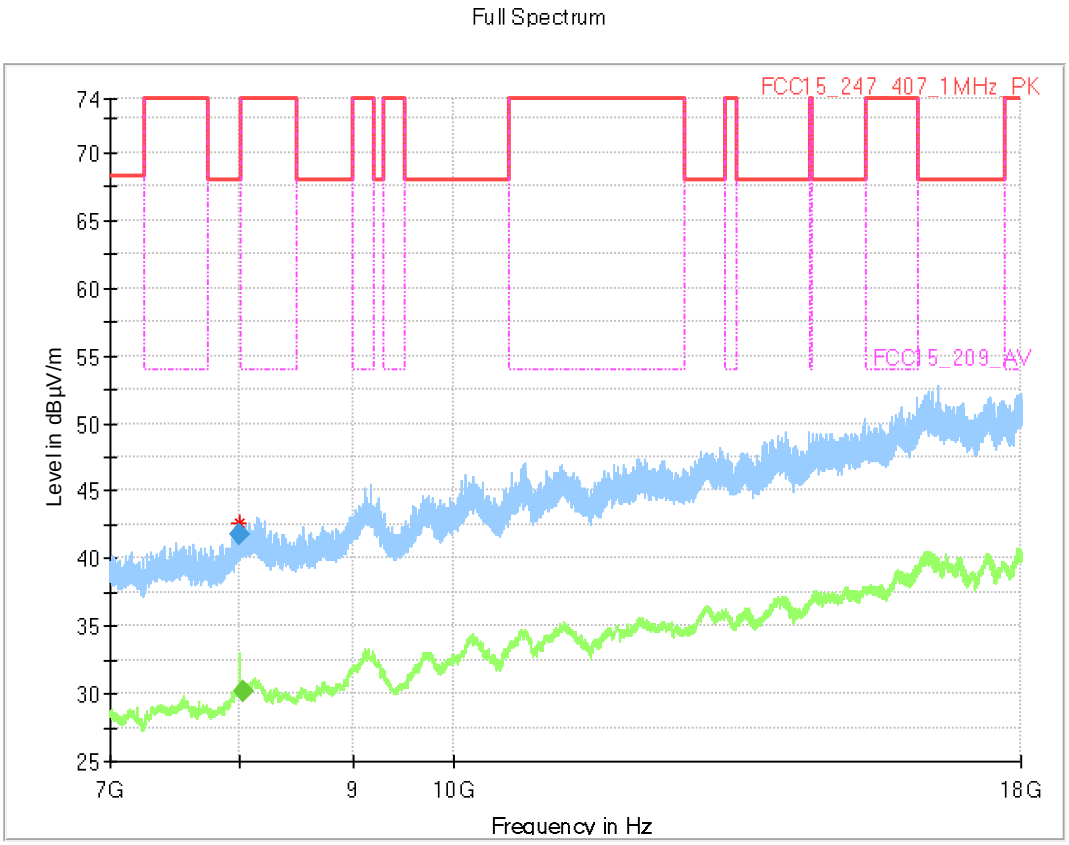


## Final_Result

| Frequency (MHz) | MaxPeak (dBµV/m) | RMS (dBµV/m) | Limit (dBµV/m) | Margin (dB) | Meas. Time (ms) | Bandwidth (kHz) | Height (cm) | Pol | Azimuth (deg) | Elevation (deg) |
|---|---|---|---|---|---|---|---|---|---|---|
| 7999.590000 | 41.70 | --- | 68.00 | 26.30 | 100.0 | 1000.000 | 154.0 | H | 350.0 | 90.0 |
| 8038.620000 | --- | 30.10 | 54.00 | 23.90 | 100.0 | 1000.000 | 154.0 | V | 240.0 | 0.0 |

# 4.13_n20-MIMO_MCS8_ch100

## Common Information

| | |
|---|---|
| Test Description: | Radiated field strength emission in 1m distance |
| Test Site: | Fully Anechoic Chamber (FAC1) - EMC32 V10.60.20 |
| Test Standard: | FCC 15.407&15.209 Intentional Radiator |
| Antenna polarisation: | horizontal/vertical |
| Software Version: | EMC32 V10.60.20 |
| Operating Mode: | n-MIMO \| HT20 \| MCS8 \| ch100 |
| Operator: | ASa |
| EUT Setup: | 1 |
| Environmental Conditions: | Humidity: 50% rH; Temperature: 20 °C |
| Verdict: | Passed |

## EUT Information

| | |
|---|---|
| Sample: | 24-1-00398S02_C01 |
| Power Supply : | 28 V DC |

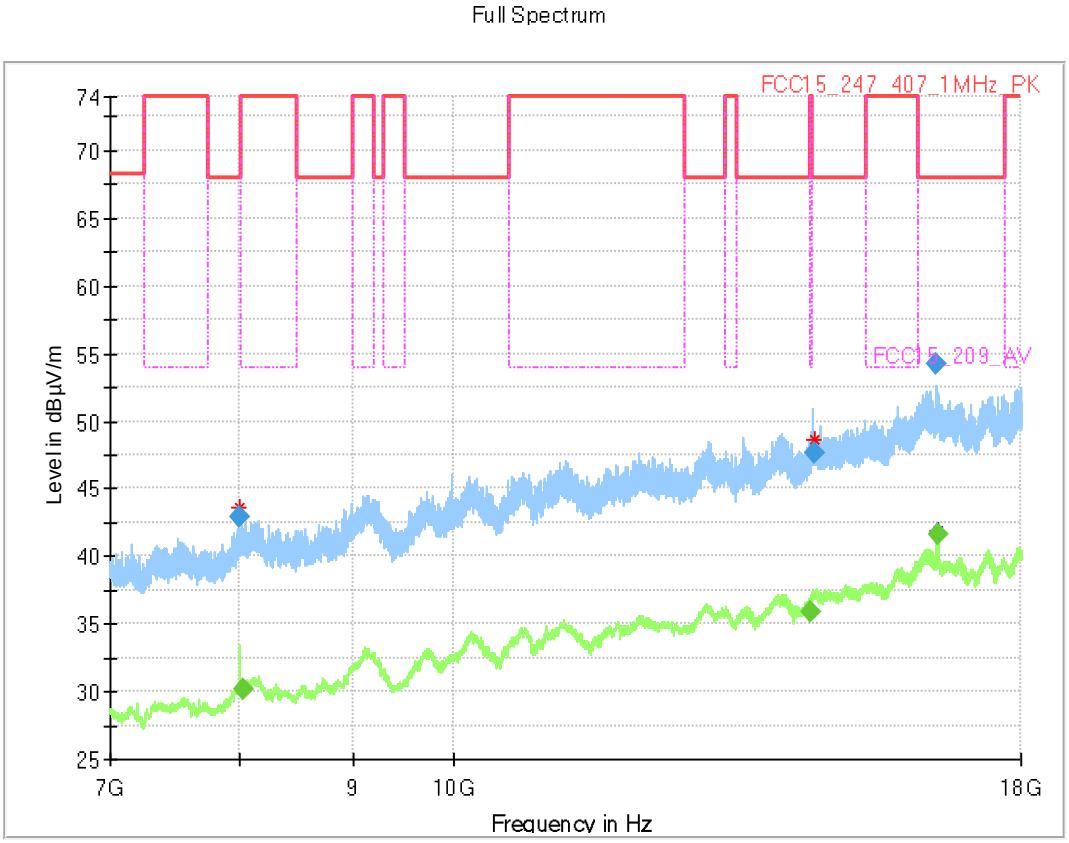


## Final_Result

| Frequency (MHz) | MaxPeak (dBµV/m) | RMS (dBµV/m) | Limit (dBµV/m) | Margin (dB) | Meas. Time (ms) | Bandwidth (kHz) | Height (cm) | Pol | Azimuth (deg) | Elevation (deg) |
|---|---|---|---|---|---|---|---|---|---|---|
| 7999.510000 | 42.91 | --- | 68.00 | 25.09 | 100.0 | 1000.000 | 154.0 | V | 186.0 | 0.0 |
| 8034.320000 | --- | 30.16 | 54.00 | 23.84 | 100.0 | 1000.000 | 154.0 | V | 214.0 | 0.0 |
| 14470.250000 | --- | 35.86 | 54.00 | 18.14 | 100.0 | 1000.000 | 154.0 | V | 65.0 | 0.0 |
| 14528.630000 | 47.59 | --- | 68.00 | 20.41 | 100.0 | 1000.000 | 154.0 | V | 157.0 | 90.0 |
| 16493.020000 | 54.17 | --- | 68.00 | 13.83 | 100.0 | 1000.000 | 154.0 | H | 272.0 | 90.0 |
| 16502.050000 | --- | 41.65 | 150.00 | 108.35 | 100.0 | 1000.000 | 154.0 | H | 273.0 | 90.0 |

# 4.14_n20-MIMO_MCS8_ch116

## Common Information

| | |
|---|---|
| Test Description: | Radiated field strength emission in 1m distance |
| Test Site: | Fully Anechoic Chamber (FAC1) - EMC32 V10.60.20 |
| Test Standard: | FCC 15.407&15.209 Intentional Radiator |
| Antenna polarisation: | horizontal/vertical |
| Software Version: | EMC32 V10.60.20 |
| Operating Mode: | n-MIMO \| HT20 \| MCS8 \| ch116 |
| Operator: | ASa |
| EUT Setup: | 1 |
| Environmental Conditions: | Humidity: 50% rH; Temperature: 20 °C |
| Verdict: | Passed |

## EUT Information

| | |
|---|---|
| Sample: | 24-1-00398S02_C01 |
| Power Supply : | 28 V DC |

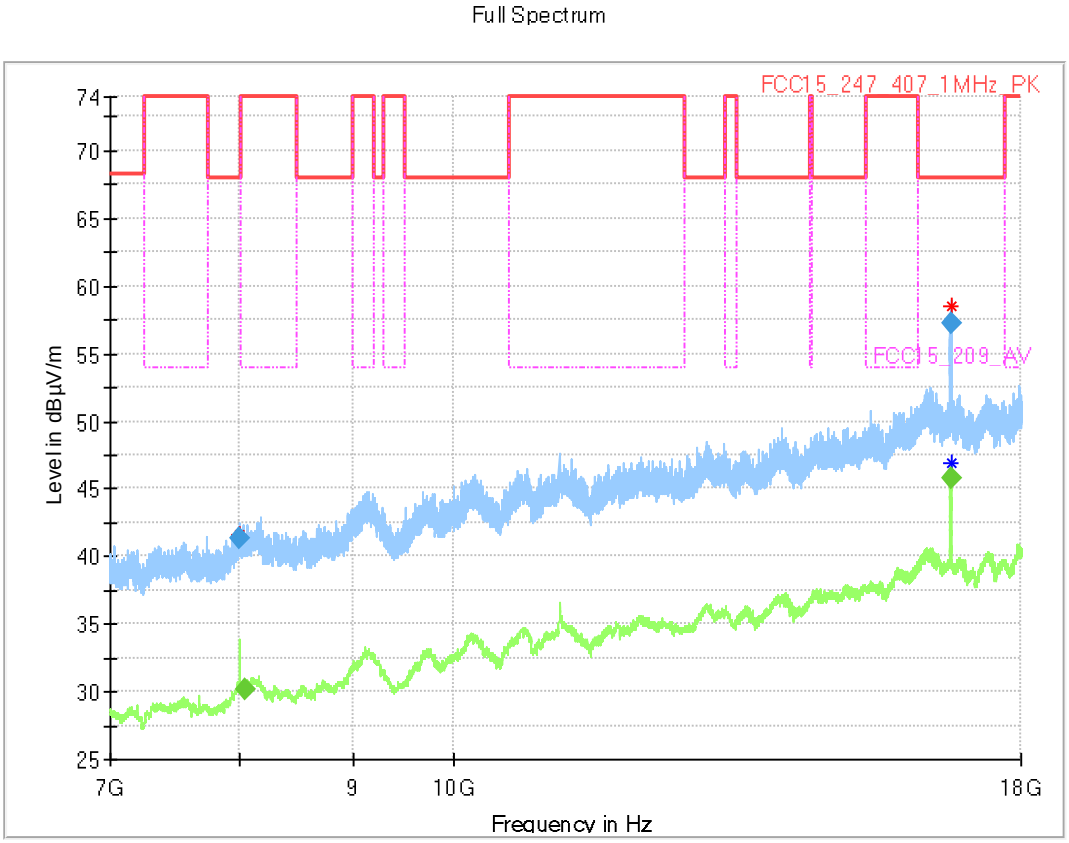


## Final_Result

| Frequency (MHz) | MaxPeak (dBµV/m) | RMS (dBµV/m) | Limit (dBµV/m) | Margin (dB) | Meas. Time (ms) | Bandwidth (kHz) | Height (cm) | Pol | Azimuth (deg) | Elevation (deg) |
|---|---|---|---|---|---|---|---|---|---|---|
| 8001.940000 | 41.39 | --- | 68.00 | 26.61 | 100.0 | 1000.000 | 154.0 | H | 282.0 | 0.0 |
| 8045.050000 | --- | 30.16 | 54.00 | 23.84 | 100.0 | 1000.000 | 154.0 | V | 225.0 | 0.0 |
| 16737.510000 | 57.30 | --- | 68.00 | 10.70 | 100.0 | 1000.000 | 154.0 | H | 274.0 | 90.0 |
| 16742.800000 | --- | 45.81 | 150.00 | 104.19 | 100.0 | 1000.000 | 154.0 | H | 274.0 | 90.0 |

# 4.15_ac40-MIMO_MCS8_ch102

## Common Information

| | |
|---|---|
| Test Description: | Radiated field strength emission in 1m distance |
| Test Site: | Fully Anechoic Chamber (FAC1) - EMC32 V10.60.20 |
| Test Standard: | FCC 15.407&15.209 Intentional Radiator |
| Antenna polarisation: | horizontal/vertical |
| Software Version: | EMC32 V10.60.20 |
| Operating Mode: | ac-MIMO \| VHT40 \| MCS8 \| ch102 |
| Operator: | ASa |
| EUT Setup: | 1 |
| Environmental Conditions: | Humidity: 50% rH; Temperature: 20 °C |
| Verdict: | Passed |

## EUT Information

| | |
|---|---|
| Sample: | 24-1-00398S02_C01 |
| Power Supply : | 28 V DC |

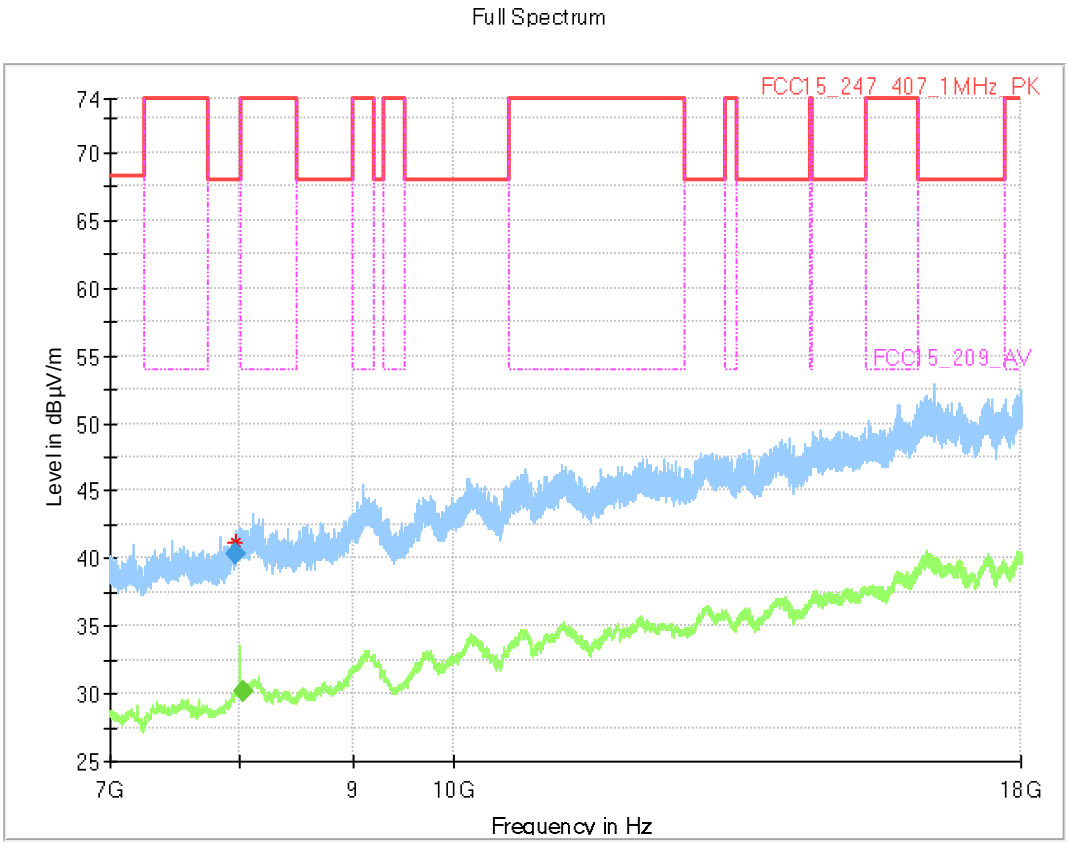


## Final_Result

| Frequency (MHz) | MaxPeak (dBµV/m) | RMS (dBµV/m) | Limit (dBµV/m) | Margin (dB) | Meas. Time (ms) | Bandwidth (kHz) | Height (cm) | Pol | Azimuth (deg) | Elevation (deg) |
|---|---|---|---|---|---|---|---|---|---|---|
| 7965.270000 | 40.28 | --- | 68.00 | 27.72 | 100.0 | 1000.000 | 154.0 | V | 220.0 | 0.0 |
| 8041.770000 | --- | 30.10 | 54.00 | 23.90 | 100.0 | 1000.000 | 154.0 | V | 197.0 | 0.0 |

# 4.16_ac40-MIMO_MCS8_ch110

## Common Information

| | |
|---|---|
| Test Description: | Radiated field strength emission in 1m distance |
| Test Site: | Fully Anechoic Chamber (FAC1) - EMC32 V10.60.20 |
| Test Standard: | FCC 15.407&15.209 Intentional Radiator |
| Antenna polarisation: | horizontal/vertical |
| Software Version: | EMC32 V10.60.20 |
| Operating Mode: | ac-MIMO \| VHT40 \| MCS8 \| ch110 |
| Operator: | ASa |
| EUT Setup: | 1 |
| Environmental Conditions: | Humidity: 50% rH; Temperature: 20 °C |
| Verdict: | Passed |

## EUT Information

| | |
|---|---|
| Sample: | 24-1-00398S02_C01 |
| Power Supply : | 28 V DC |

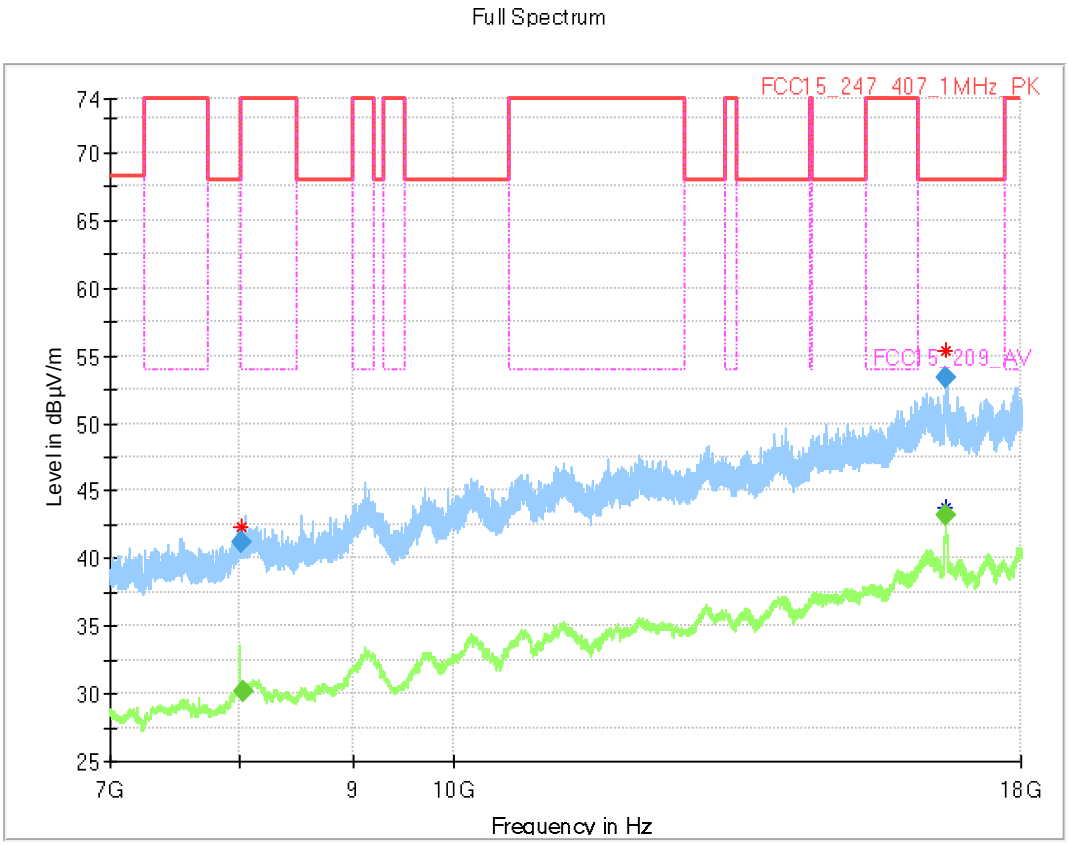


## Final_Result

| Frequency (MHz) | MaxPeak (dBµV/m) | RMS (dBµV/m) | Limit (dBµV/m) | Margin (dB) | Meas. Time (ms) | Bandwidth (kHz) | Height (cm) | Pol | Azimuth (deg) | Elevation (deg) |
|---|---|---|---|---|---|---|---|---|---|---|
| 8013.490000 | 41.23 | --- | 68.00 | 26.77 | 100.0 | 1000.000 | 154.0 | V | 177.0 | 0.0 |
| 8037.610000 | --- | 30.11 | 54.00 | 23.89 | 100.0 | 1000.000 | 154.0 | V | 210.0 | 0.0 |
| 16642.870000 | 53.34 | --- | 68.00 | 14.66 | 100.0 | 1000.000 | 154.0 | H | 210.0 | 0.0 |
| 16642.930000 | --- | 43.23 | 150.00 | 106.77 | 100.0 | 1000.000 | 154.0 | H | 272.0 | 90.0 |

# 4.17_a-mode_6Mbps_ch100_Lying

## Common Information

| | |
|---|---|
| Test Description: | Radiated field strength emission accord. §15.247/15.407 in 3m distance |
| Test Site Location: | cetecom advanced GmbH Essen |
| Test Site: | Fully Anechoic Room (FAR2) |
| Test Standard: | FCC Part 15.247 / 15.407 |
| Section | - |
| Operating Mode: | a-mode \| 6Mbps \| ch100 |
| Environmental Conditions: | Humidity: 41% rH; Temperature: 22.8 °C |
| Operator: | SOz |
| EUT Setup: | 1 |
| Verdict: | Passed |

## EUT Information

| | |
|---|---|
| PMT Sample Nr. | 24-1-00398S02_C01 |
| power: | 28 V DC |

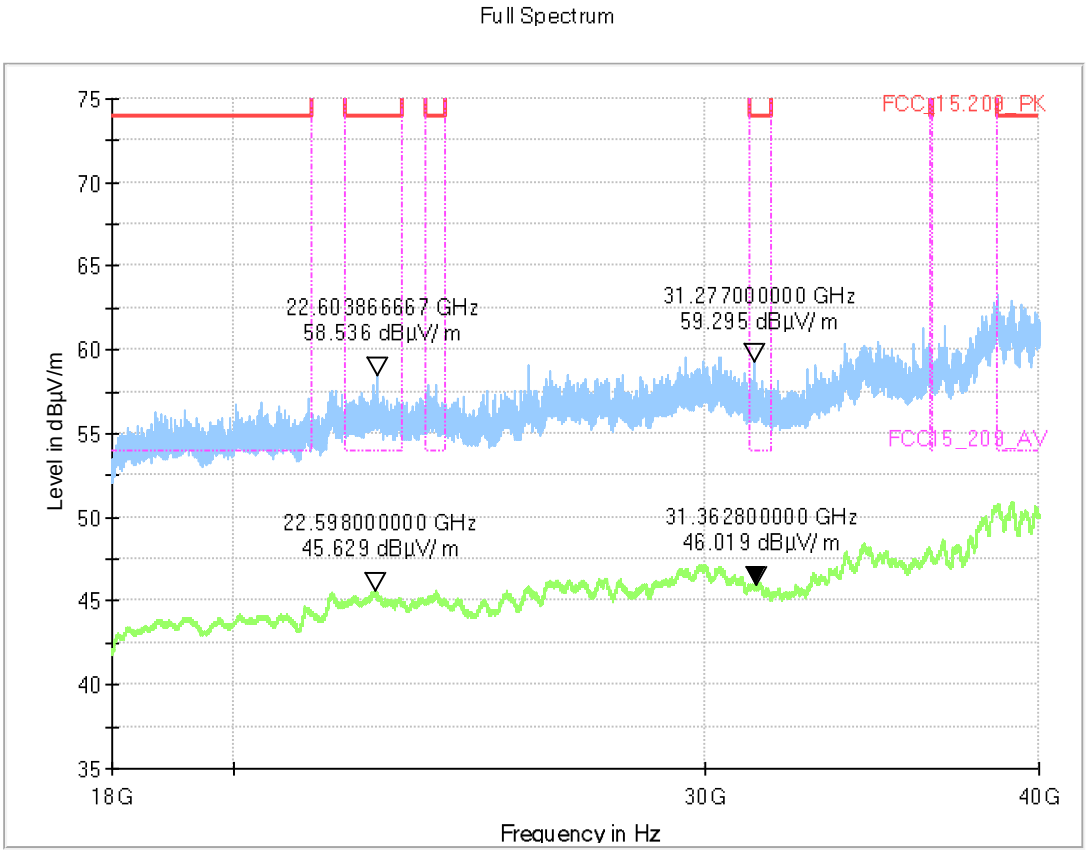

# 4.18_a-mode_6Mbps_ch100_Standing

## Common Information

| | |
|---|---|
| Test Description: | Radiated field strength emission accord. §15.247/15.407 in 3m distance |
| Test Site Location: | cetecom advanced GmbH Essen |
| Test Site: | Fully Anechoic Room (FAR2) |
| Test Standard: | FCC Part 15.247 / 15.407 |
| Section | - |
| Operating Mode: | a-mode \| 6Mbps \| ch100 |
| Environmental Conditions: | Humidity: 41% rH; Temperature: 22.8 °C |
| Operator: | TFra |
| EUT Setup: | 1 |
| Verdict: | Passed |

## EUT Information

| | |
|---|---|
| PMT Sample Nr. | 24-1-00398S02_C01 |
| power: | 28 V DC |

Full Spectrum

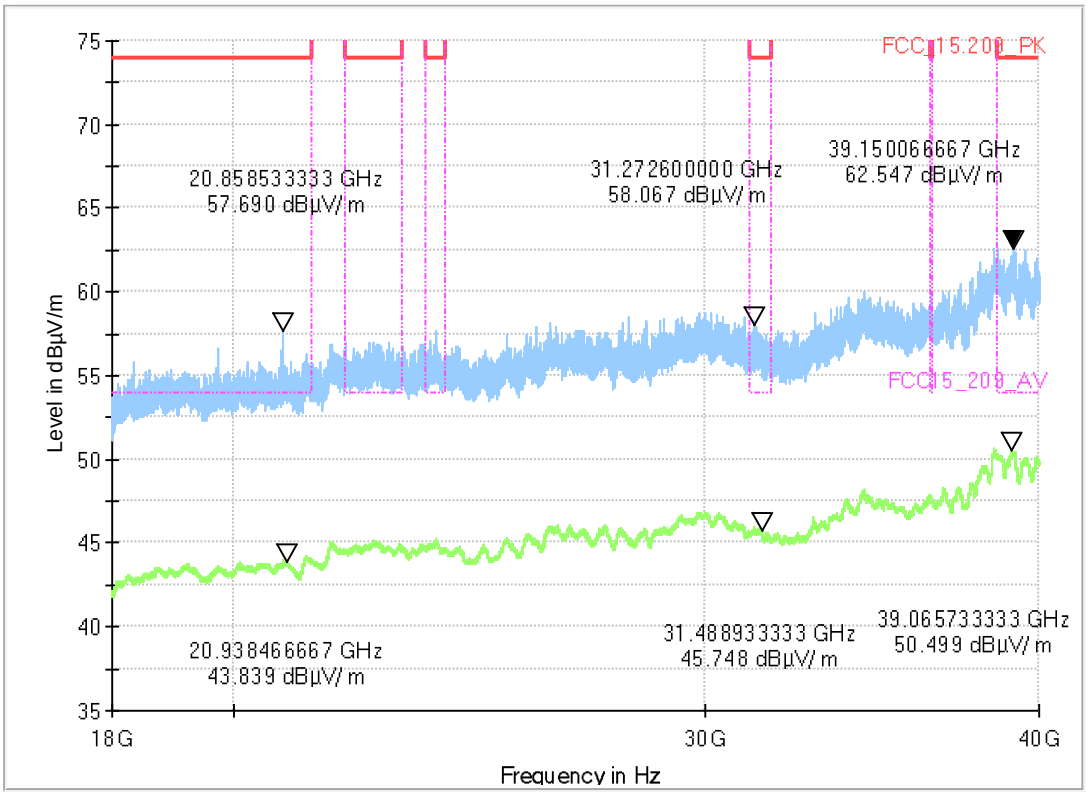

# 4.19_a-mode_6Mbps_ch116_Lying

## Common Information

| | |
|---|---|
| Test Description: | Radiated field strength emission accord. §15.247/15.407 in 3m distance |
| Test Site Location: | cetecom advanced GmbH Essen |
| Test Site: | Fully Anechoic Room (FAR2) |
| Test Standard: | FCC Part 15.247 / 15.407 |
| Section | - |
| Operating Mode: | a-mode \| 6Mbps \| ch116 |
| Environmental Conditions: | Humidity: 41% rH; Temperature: 22.8 °C |
| Operator: | SOz |
| EUT Setup: | 1 |
| Verdict: | Passed |

## EUT Information

| | |
|---|---|
| PMT Sample Nr. | 24-1-00398S02_C01 |
| power: | 28 V DC |

Full Spectrum

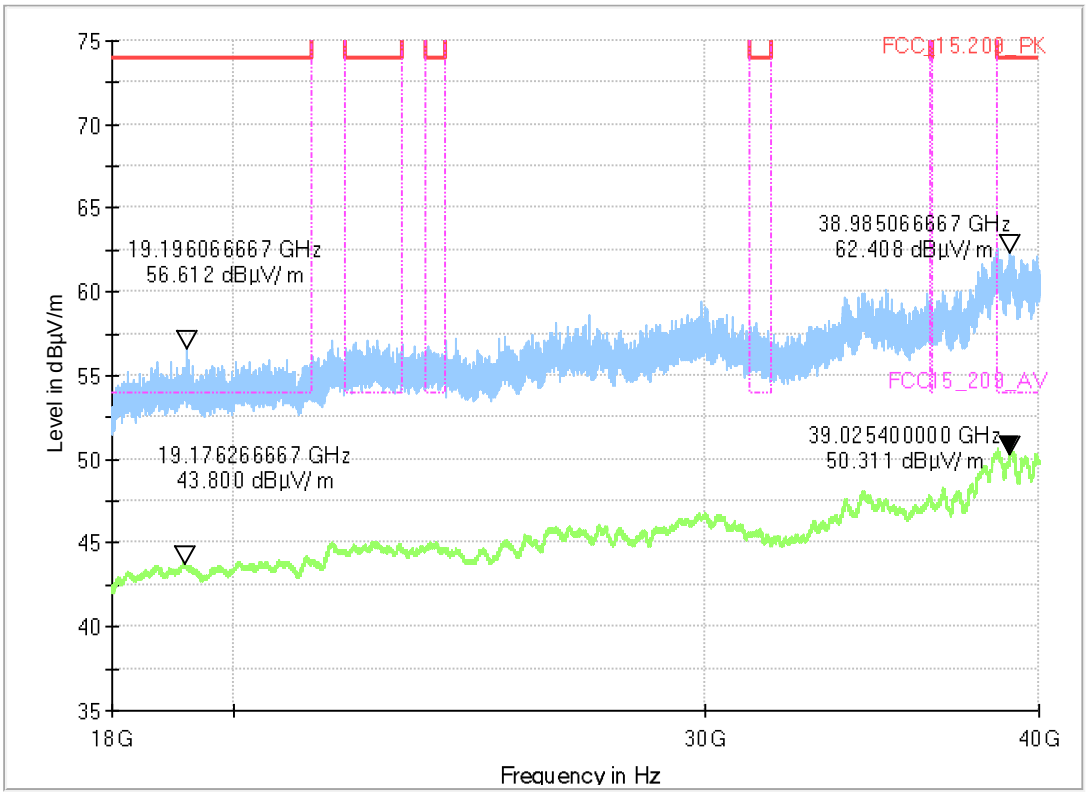

# 4.20_a-mode_6Mbps_ch116_Standing

## Common Information

| | |
|---|---|
| Test Description: | Radiated field strength emission accord. §15.247/15.407 in 3m distance |
| Test Site Location: | cetecom advanced GmbH Essen |
| Test Site: | Fully Anechoic Room (FAR2) |
| Test Standard: | FCC Part 15.247 / 15.407 |
| Section | - |
| Operating Mode: | a-mode \| 6Mbps\| ch116 |
| Environmental Conditions: | Humidity: 41% rH; Temperature: 22.8 °C |
| Operator: | TFra |
| EUT Setup: | 1 |
| Verdict: | Passed |

## EUT Information

| | |
|---|---|
| PMT Sample Nr. | 24-1-00398S02_C01 |
| power: | 28 V DC |

Full Spectrum

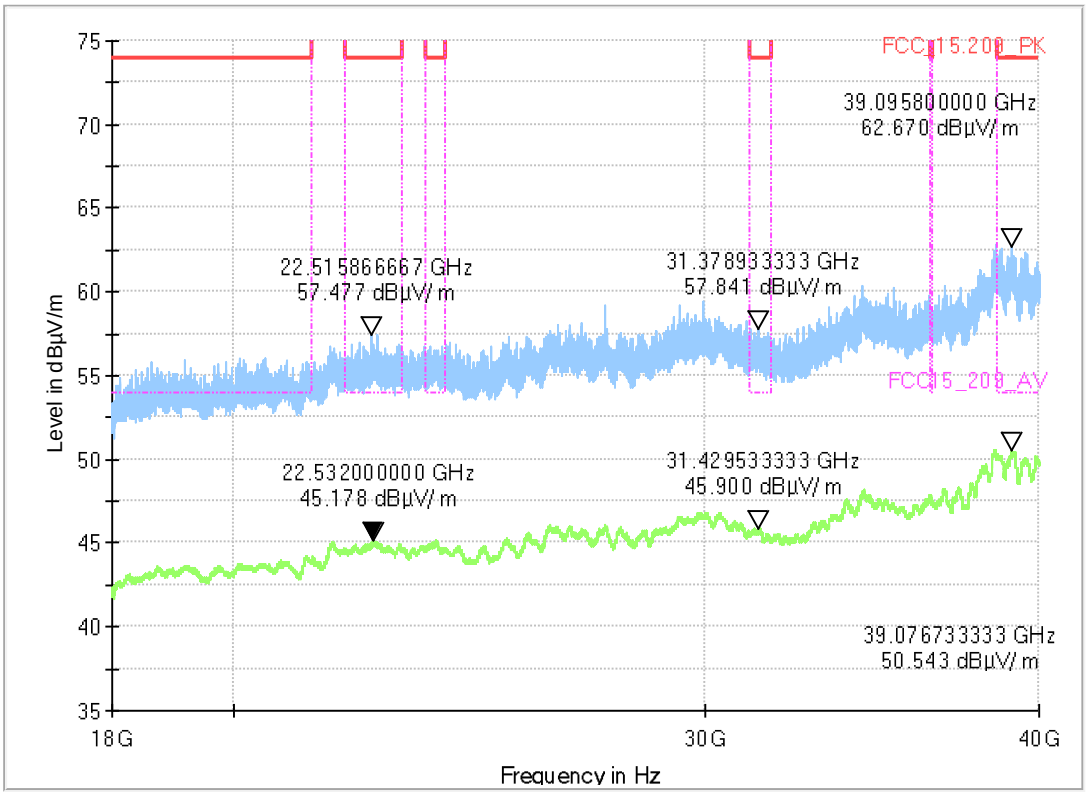

# 4.21_n40-mode_MCS0_ch102_Lying

## Common Information

| | |
|---|---|
| Test Description: | Radiated field strength emission accord. §15.247/15.407 in 3m distance |
| Test Site Location: | cetecom advanced GmbH Essen |
| Test Site: | Fully Anechoic Room (FAR2) |
| Test Standard: | FCC Part 15.247 / 15.407 |
| Section | - |
| Operating Mode: | n-mode \| HT40 \| MCS0 \| ch102 |
| Environmental Conditions: | Humidity: 41% rH; Temperature: 22.8 °C |
| Operator: | SOz |
| EUT Setup: | 1 |
| Verdict: | Passed |

## EUT Information

| | |
|---|---|
| PMT Sample Nr. | 24-1-00398S02_C01 |
| power: | 28 V DC |

Full Spectrum

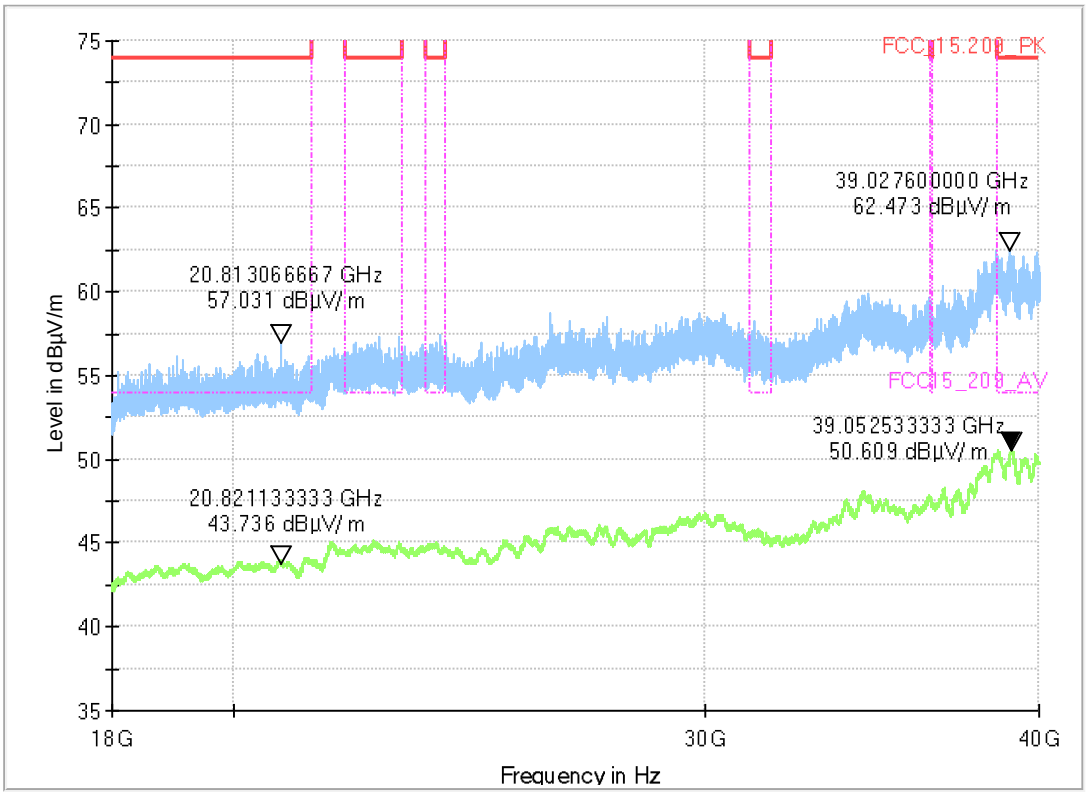

# 4.22_n40-mode_MCS0_ch102_Standing

## Common Information

| | |
|---|---|
| Test Description: | Radiated field strength emission accord. §15.247/15.407 in 3m distance |
| Test Site Location: | cetecom advanced GmbH Essen |
| Test Site: | Fully Anechoic Room (FAR2) |
| Test Standard: | FCC Part 15.247 / 15.407 |
| Section | - |
| Operating Mode: | n-mode \| HT40 \| MCS0 \| ch102 |
| Environmental Conditions: | Humidity: 41% rH; Temperature: 22.8 °C |
| Operator: | TFra |
| EUT Setup: | 1 |
| Verdict: | Passed |

## EUT Information

| | |
|---|---|
| PMT Sample Nr. | 24-1-00398S02_C01 |
| power: | 28 V DC |

Full Spectrum

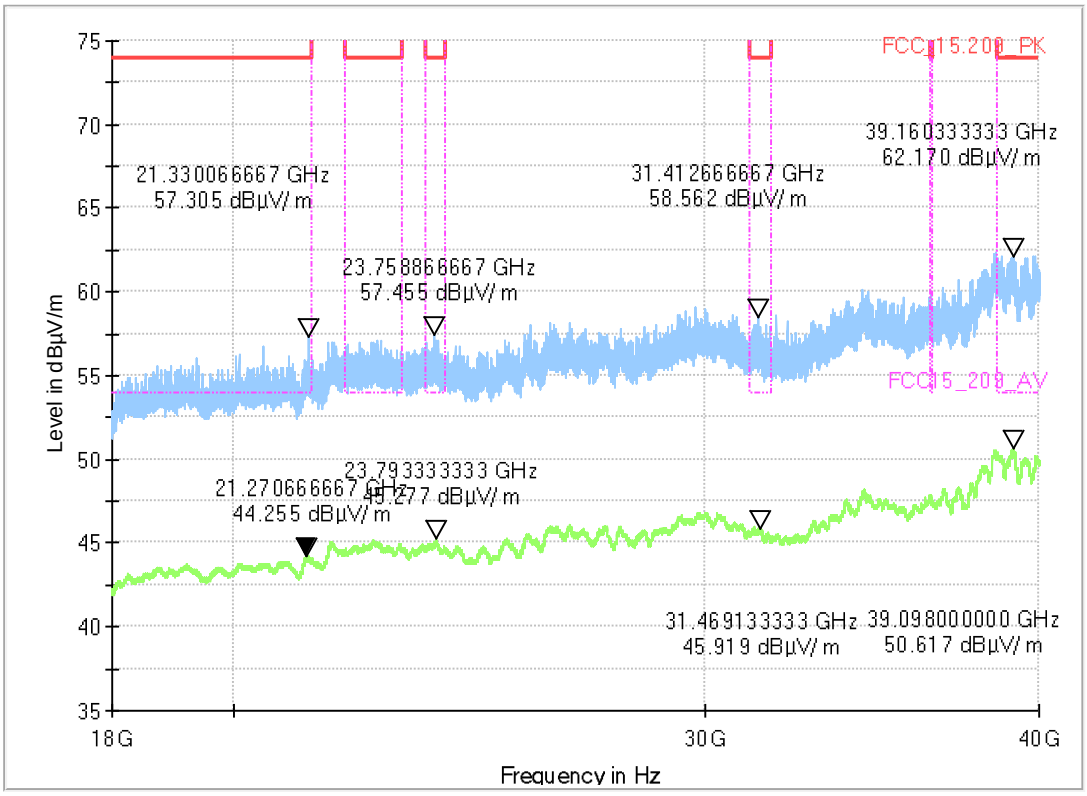

# 4.23_n40-mode_MCS0_ch110_Lying

## Common Information

| | |
|---|---|
| Test Description: | Radiated field strength emission accord. §15.247/15.407 in 3m distance |
| Test Site Location: | cetecom advanced GmbH Essen |
| Test Site: | Fully Anechoic Room (FAR2) |
| Test Standard: | FCC Part 15.247 / 15.407 |
| Section | - |
| Operating Mode: | n-mode \| HT40 \| MCS0 \| ch110 |
| Environmental Conditions: | Humidity: 41% rH; Temperature: 22.8 °C |
| Operator: | SOz |
| EUT Setup: | 1 |
| Verdict: | Passed |

## EUT Information

| | |
|---|---|
| PMT Sample Nr. | 24-1-00398S02_C01 |
| power: | 28 V DC |

Full Spectrum

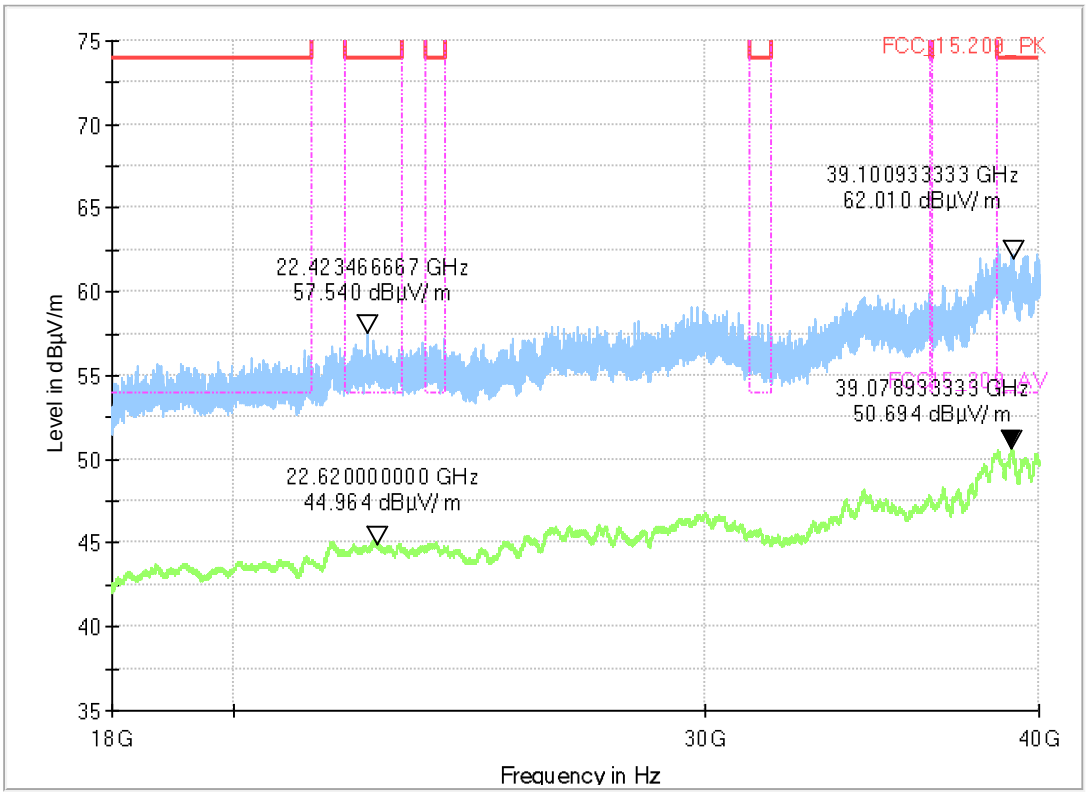

# 4.24_n40-mode_MCS0_ch110_Standing

## Common Information

| | |
|---|---|
| Test Description: | Radiated field strength emission accord. §15.247/15.407 in 3m distance |
| Test Site Location: | cetecom advanced GmbH Essen |
| Test Site: | Fully Anechoic Room (FAR2) |
| Test Standard: | FCC Part 15.247 / 15.407 |
| Section | - |
| Operating Mode: | n-mode \| HT40 \| MCS0 \| ch110 |
| Environmental Conditions: | Humidity: 41% rH; Temperature: 22.8 °C |
| Operator: | TFra |
| EUT Setup: | 1 |
| Verdict: | Passed |

## EUT Information

| | |
|---|---|
| PMT Sample Nr. | 24-1-00398S02_C01 |
| power: | 28 V DC |

Full Spectrum

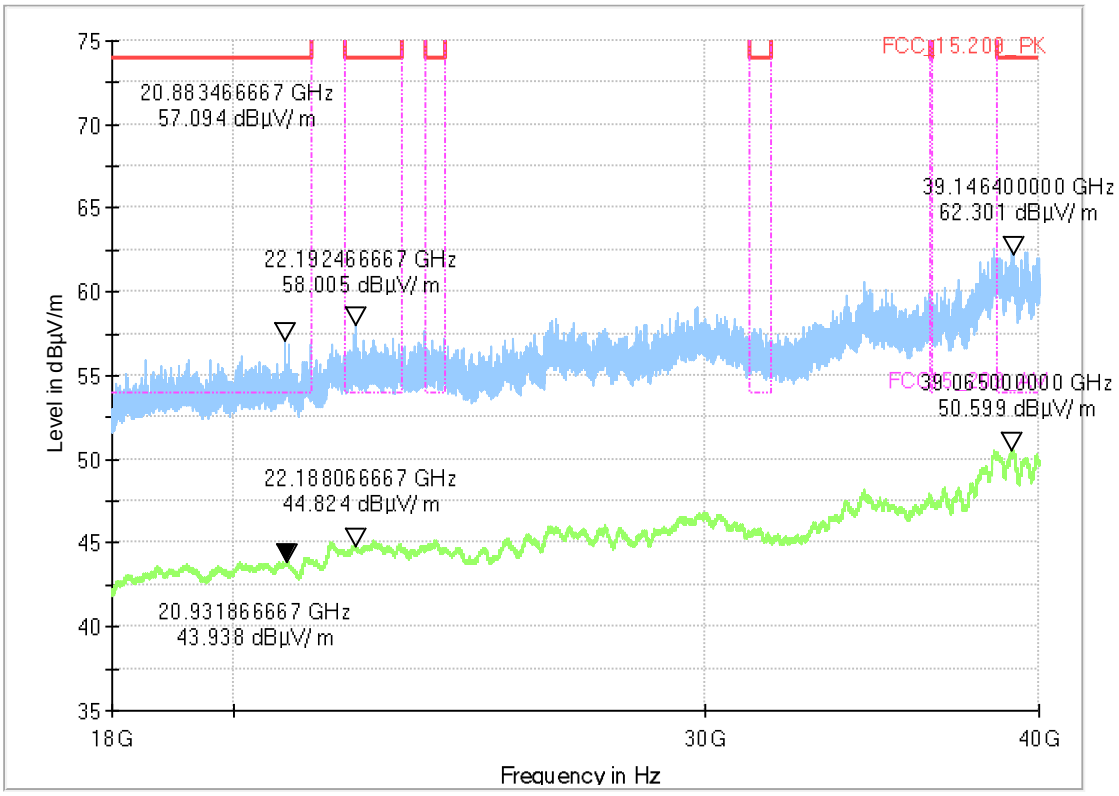

# 4.25_n20-MIMO_MCS8_ch100_Lying

## Common Information

| | |
|---|---|
| Test Description: | Radiated field strength emission accord. §15.247/15.407 in 3m distance |
| Test Site Location: | cetecom advanced GmbH Essen |
| Test Site: | Fully Anechoic Room (FAR2) |
| Test Standard: | FCC Part 15.247 / 15.407 |
| Section | - |
| Operating Mode: | n-MIMO \| HT20 \| MCS8 \| ch100 |
| Environmental Conditions: | Humidity: 41% rH; Temperature: 22.8 °C |
| Operator: | SOz |
| EUT Setup: | 1 |
| Verdict: | Passed |

## EUT Information

| | |
|---|---|
| PMT Sample Nr. | 24-1-00398S02_C01 |
| power: | 28 V DC |

Full Spectrum

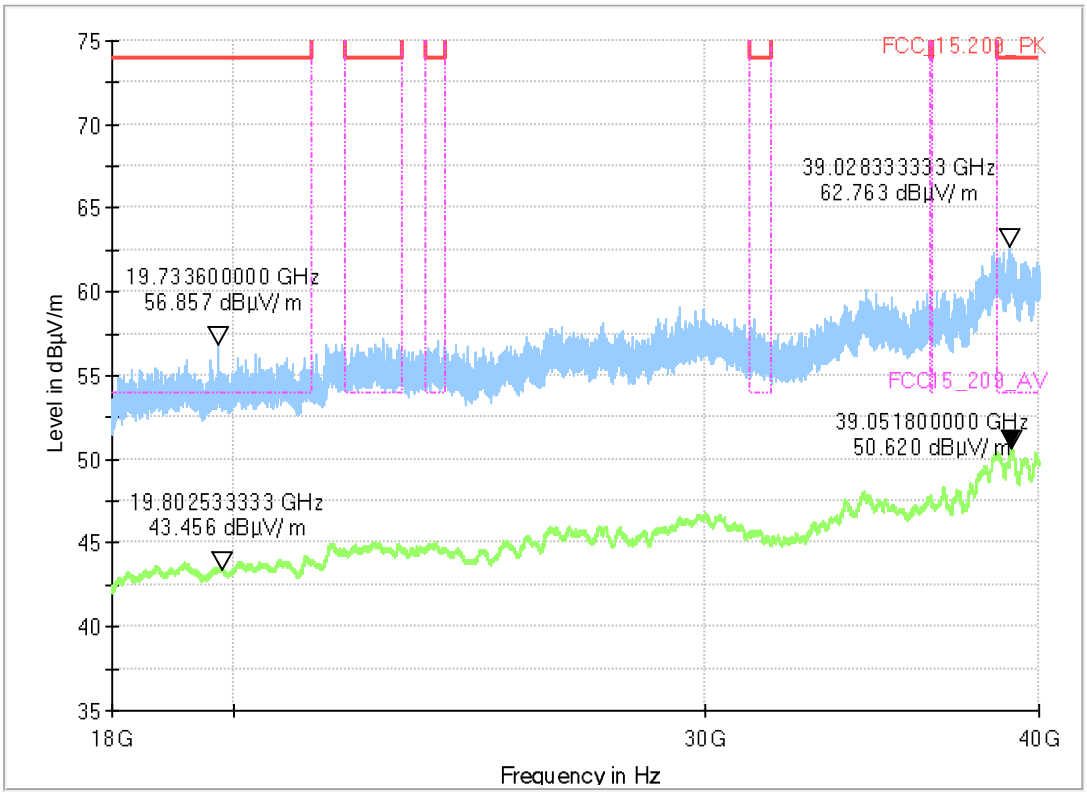

# 4.26_n20-MIMO_MCS8_ch100_Standing

## Common Information

| | |
|---|---|
| Test Description: | Radiated field strength emission accord. §15.247/15.407 in 3m distance |
| Test Site Location: | cetecom advanced GmbH Essen |
| Test Site: | Fully Anechoic Room (FAR2) |
| Test Standard: | FCC Part 15.247 / 15.407 |
| Section | - |
| Operating Mode: | n-MIMO \| HT20 \| MCS8 \| ch100 |
| Environmental Conditions: | Humidity: 41% rH; Temperature: 22.8 °C |
| Operator: | TFra |
| EUT Setup: | 1 |
| Verdict: | Passed |

## EUT Information

| | |
|---|---|
| PMT Sample Nr. | 24-1-00398S02_C01 |
| power: | 28 V DC |

Full Spectrum

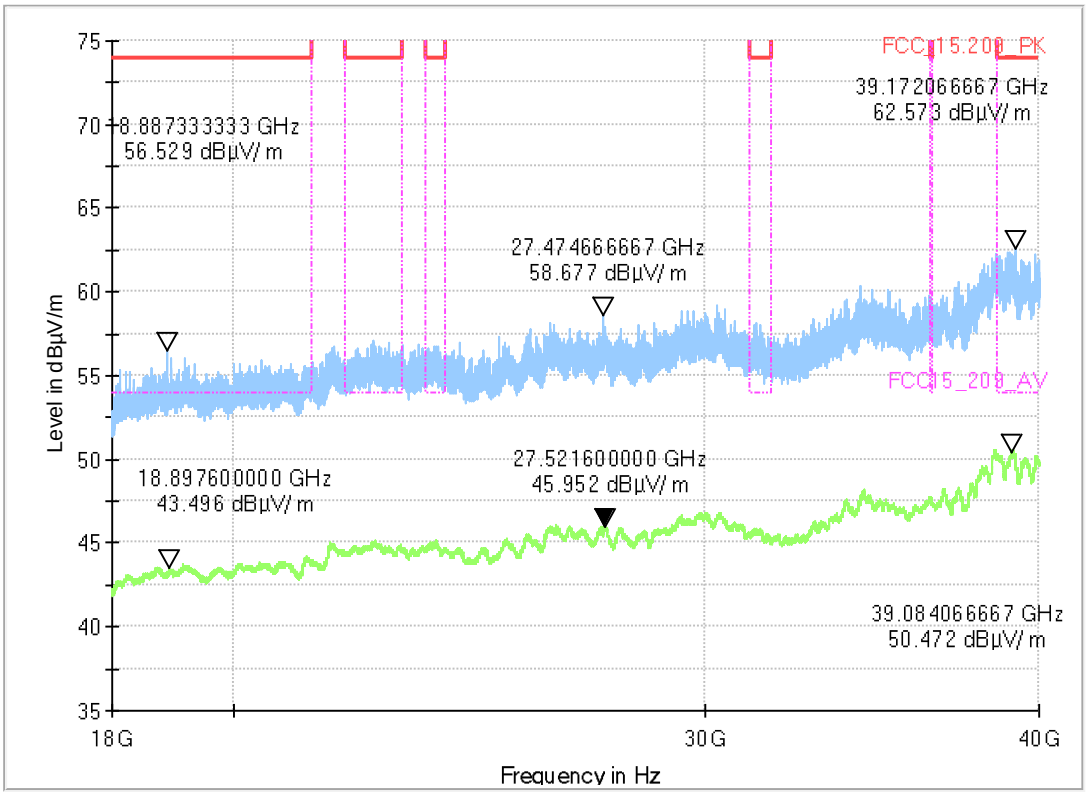

# 4.27_n20-MIMO_MCS8_ch116_Lying

## Common Information

| | |
|---|---|
| Test Description: | Radiated field strength emission accord. §15.247/15.407 in 3m distance |
| Test Site Location: | cetecom advanced GmbH Essen |
| Test Site: | Fully Anechoic Room (FAR2) |
| Test Standard: | FCC Part 15.247 / 15.407 |
| Section | - |
| Operating Mode: | n-MIMO \| HT20 \| MCS8 \| ch116 |
| Environmental Conditions: | Humidity: 41% rH; Temperature: 22.8 °C |
| Operator: | SOz |
| EUT Setup: | 1 |
| Verdict: | Passed |

## EUT Information

| | |
|---|---|
| PMT Sample Nr. | 24-1-00398S02_C01 |
| power: | 28 V DC |

Full Spectrum

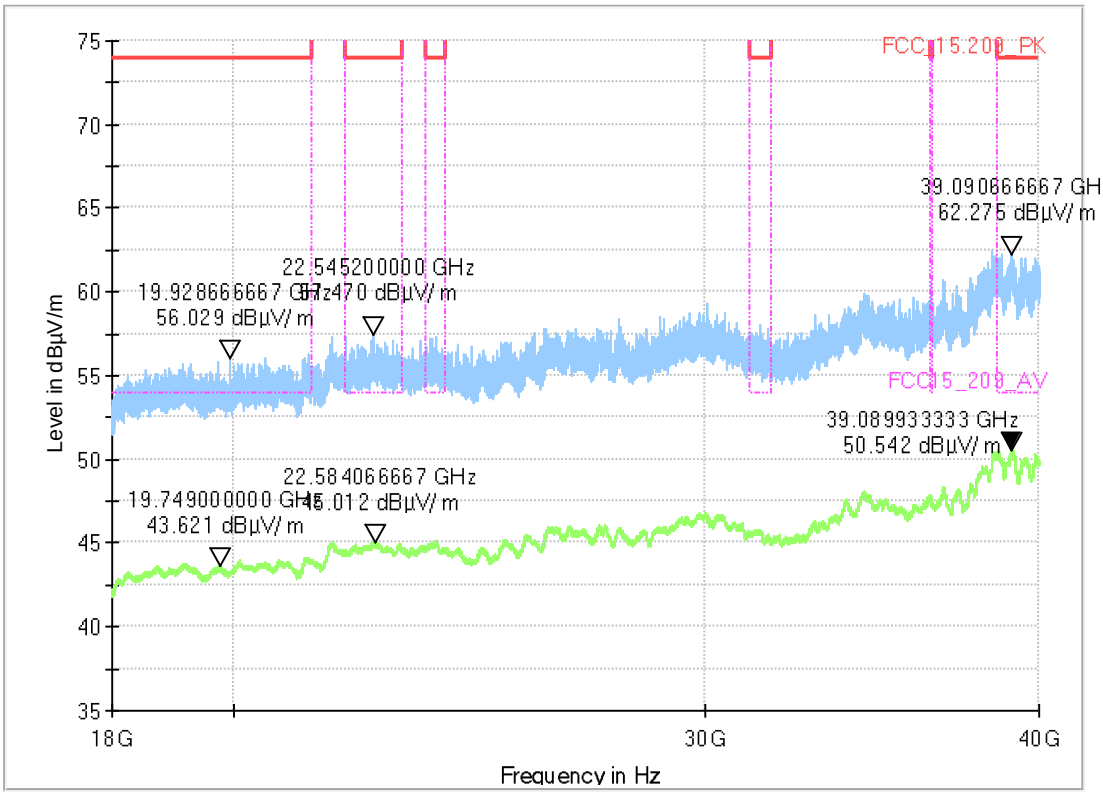

# 4.28_n20-MIMO_MCS8_ch116_Standing

## Common Information

| | |
|---|---|
| Test Description: | Radiated field strength emission accord. §15.247/15.407 in 3m distance |
| Test Site Location: | cetecom advanced GmbH Essen |
| Test Site: | Fully Anechoic Room (FAR2) |
| Test Standard: | FCC Part 15.247 / 15.407 |
| Section | - |
| Operating Mode: | n-MIMO \| HT20 \| MCS8 \| ch116 |
| Environmental Conditions: | Humidity: 41% rH; Temperature: 22.8 °C |
| Operator: | TFra |
| EUT Setup: | 1 |
| Verdict: | Passed |

## EUT Information

| | |
|---|---|
| PMT Sample Nr. | 24-1-00398S02_C01 |
| power: | 28 V DC |

Full Spectrum

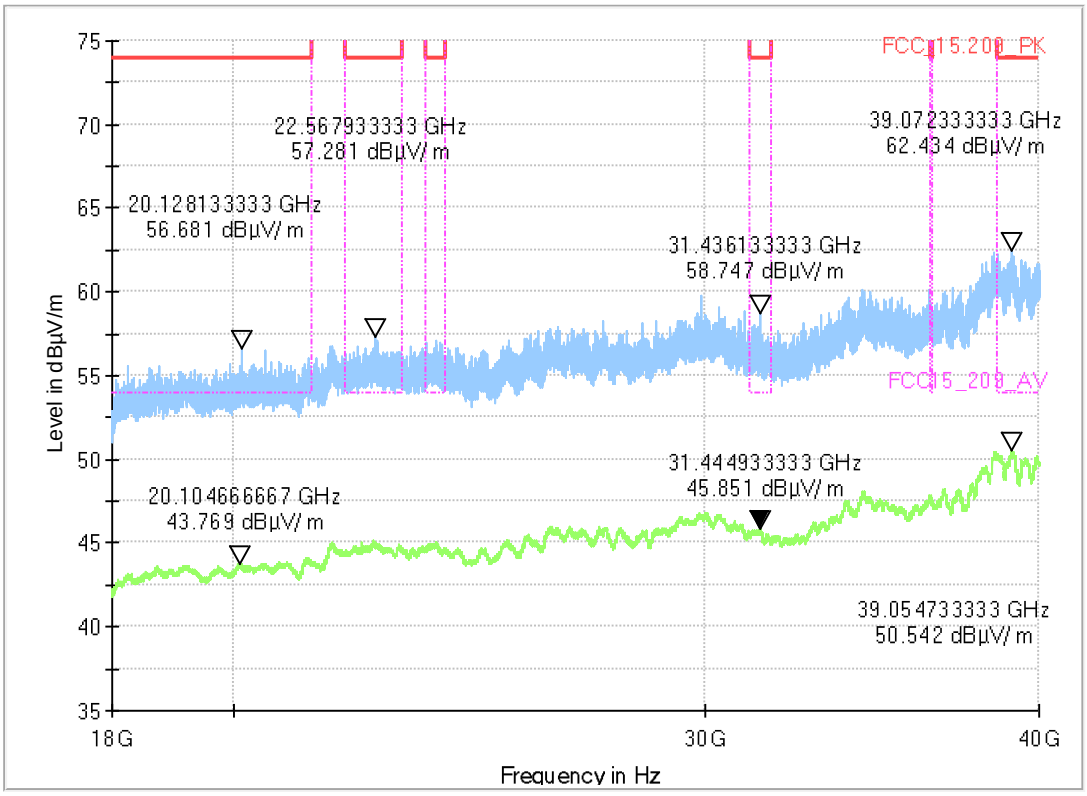

# 4.29_ac40-MIMO_MCS8_ch102_Lying

## Common Information

| | |
|---|---|
| Test Description: | Radiated field strength emission accord. §15.247/15.407 in 3m distance |
| Test Site Location: | cetecom advanced GmbH Essen |
| Test Site: | Fully Anechoic Room (FAR2) |
| Test Standard: | FCC Part 15.247 / 15.407 |
| Section | - |
| Operating Mode: | ac-MIMO \| VHT40 \| MCS8 \| ch102 |
| Environmental Conditions: | Humidity: 41% rH; Temperature: 22.8 °C |
| Operator: | SOz |
| EUT Setup: | 1 |
| Verdict: | Passed |

## EUT Information

| | |
|---|---|
| PMT Sample Nr. | 24-1-00398S02_C01 |
| power: | 28 V DC |

Full Spectrum

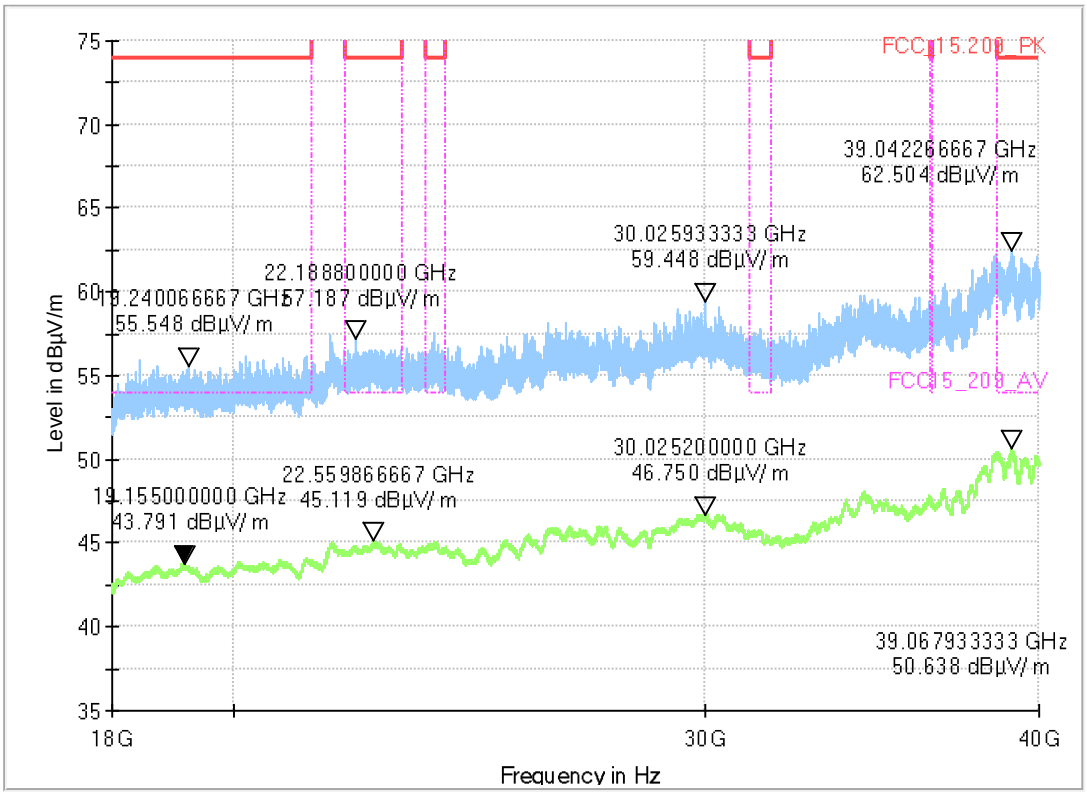

# 4.30_ac40-MIMO_MCS8_ch102_Standing

## Common Information

| | |
|---|---|
| Test Description: | Radiated field strength emission accord. §15.247/15.407 in 3m distance |
| Test Site Location: | cetecom advanced GmbH Essen |
| Test Site: | Fully Anechoic Room (FAR2) |
| Test Standard: | FCC Part 15.247 / 15.407 |
| Section | - |
| Operating Mode: | ac-MIMO \| VHT40 \| MCS8 \| ch102 |
| Environmental Conditions: | Humidity: 41% rH; Temperature: 22.8 °C |
| Operator: | SOz |
| EUT Setup: | 1 |
| Verdict: | Passed |

## EUT Information

| | |
|---|---|
| PMT Sample Nr. | 24-1-00398S02_C01 |
| power: | 28 V DC |

Full Spectrum

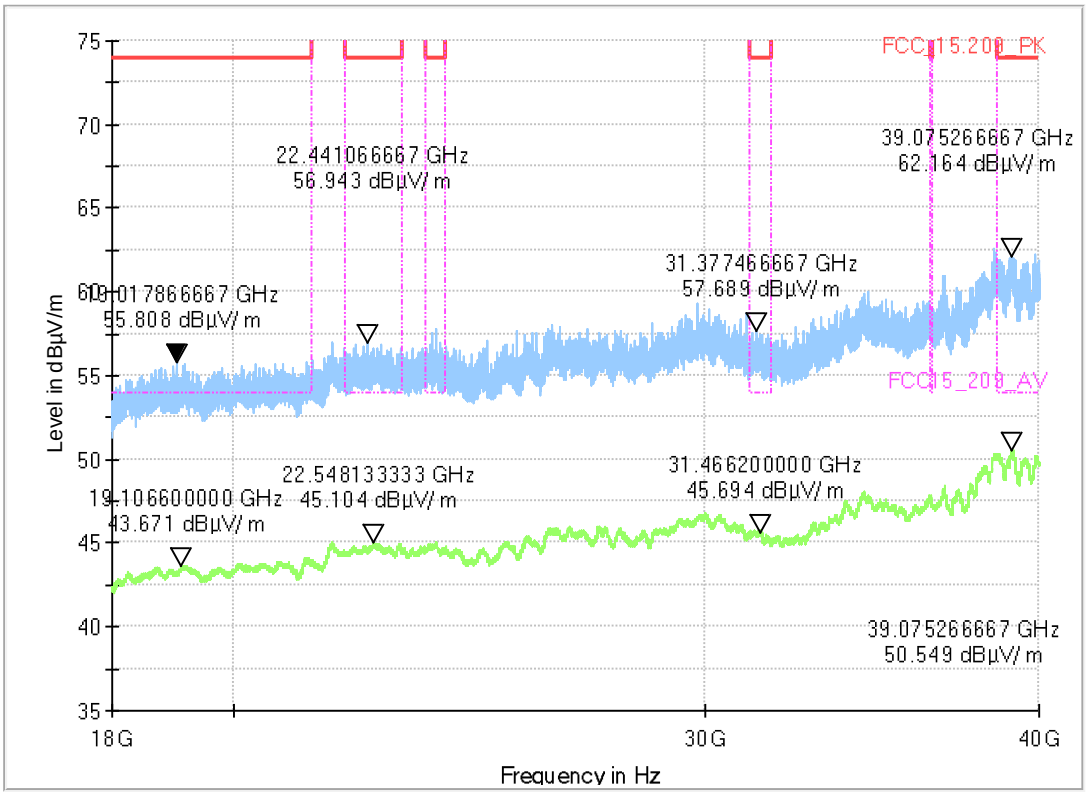

# 4.31_ac40-MIMO_MCS8_ch110_Lying

## Common Information

| | |
|---|---|
| Test Description: | Radiated field strength emission accord. §15.247/15.407 in 3m distance |
| Test Site Location: | cetecom advanced GmbH Essen |
| Test Site: | Fully Anechoic Room (FAR2) |
| Test Standard: | FCC Part 15.247 / 15.407 |
| Section | - |
| Operating Mode: | ac-MIMO \| VHT40 \| MCS8 \| ch110 |
| Environmental Conditions: | Humidity: 41% rH; Temperature: 22.8 °C |
| Operator: | TFra |
| EUT Setup: | 1 |
| Verdict: | Passed |

## EUT Information

| | |
|---|---|
| PMT Sample Nr. | 24-1-00398S02_C01 |
| power: | 28 V DC |

Full Spectrum

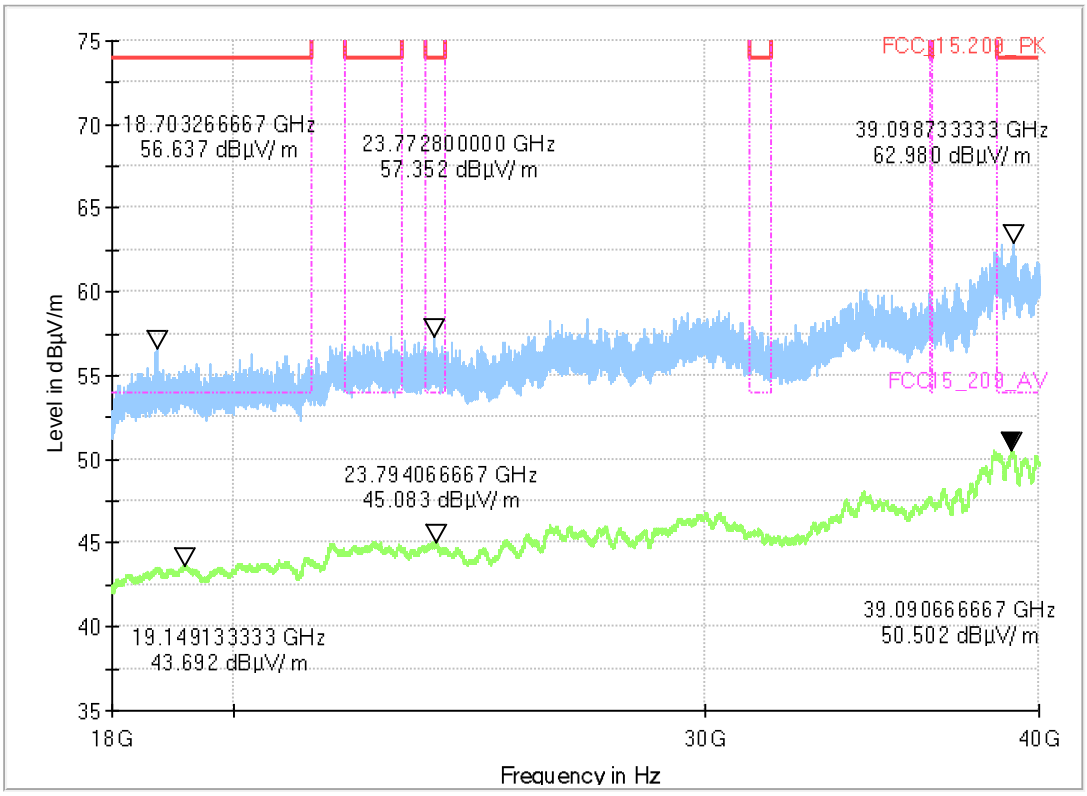

# 4.32_ac40-MIMO_MCS8_ch110_Standing

## Common Information

| | |
|---|---|
| Test Description: | Radiated field strength emission accord. §15.247/15.407 in 3m distance |
| Test Site Location: | cetecom advanced GmbH Essen |
| Test Site: | Fully Anechoic Room (FAR2) |
| Test Standard: | FCC Part 15.247 / 15.407 |
| Section | - |
| Operating Mode: | ac-MIMO \| VHT40 \| MCS8 \| ch110 |
| Environmental Conditions: | Humidity: 41% rH; Temperature: 22.8 °C |
| Operator: | TFra |
| EUT Setup: | 1 |
| Verdict: | Passed |

## EUT Information

| | |
|---|---|
| PMT Sample Nr. | 24-1-00398S02_C01 |
| power: | 28 V DC |

Full Spectrum

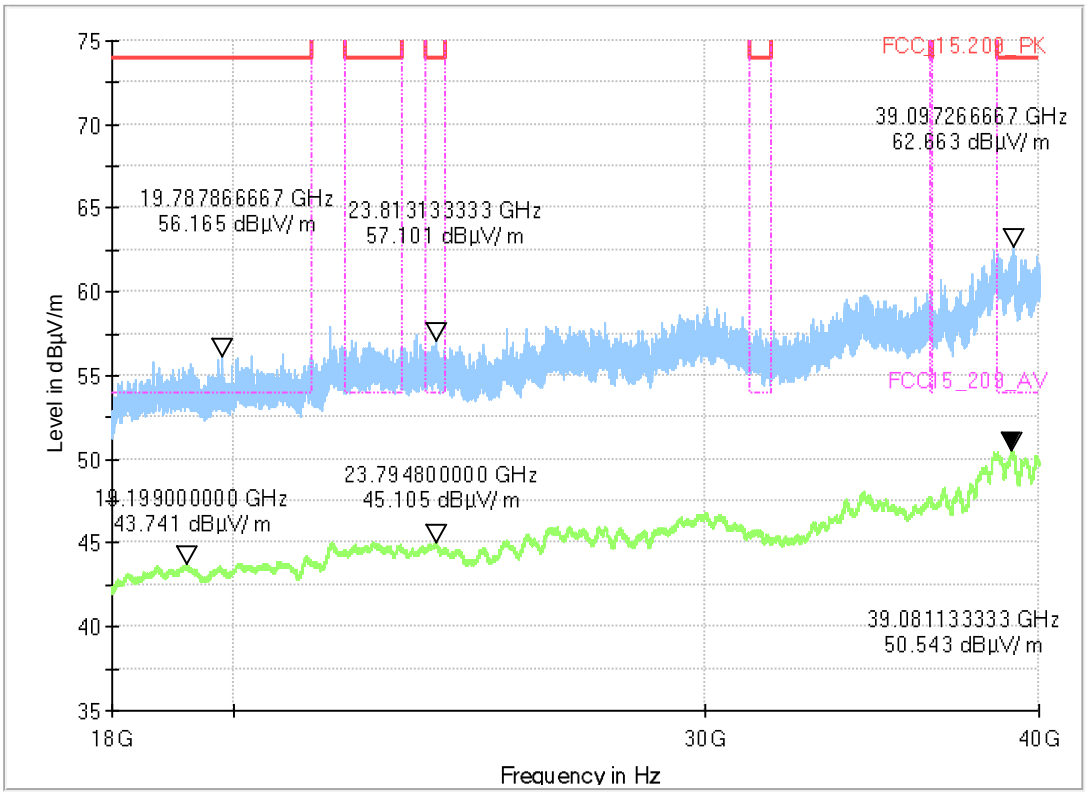

# 9.01_a-mode_6Mbps_ch100

## Common Information

| | |
|---|---|
| Test Description: | Radiated field strength emission in 3m distance |
| Test Site: | Fully Anechoic Chamber (FAC1) - EMC32 V10.60.20 |
| Test Standard: | FCC 15.407&15.209 Intentional Radiator |
| Antenna polarisation: | horizontal/vertical |
| Software Version: | EMC32 V10.60.20 |
| Operating Mode: | a-mode \| 6Mbps \| ch100 |
| Operator: | SOz |
| Comment: | |
| EUT Setup: | 1 |
| Environmental Conditions: | Humidity: 50% rH; Temperature: 20 °C |
| Verdict: | Passed |

## EUT Information

| | |
|---|---|
| Sample: | 24-1-00398S02_C01 |
| Power Supply : | 28 V DC |

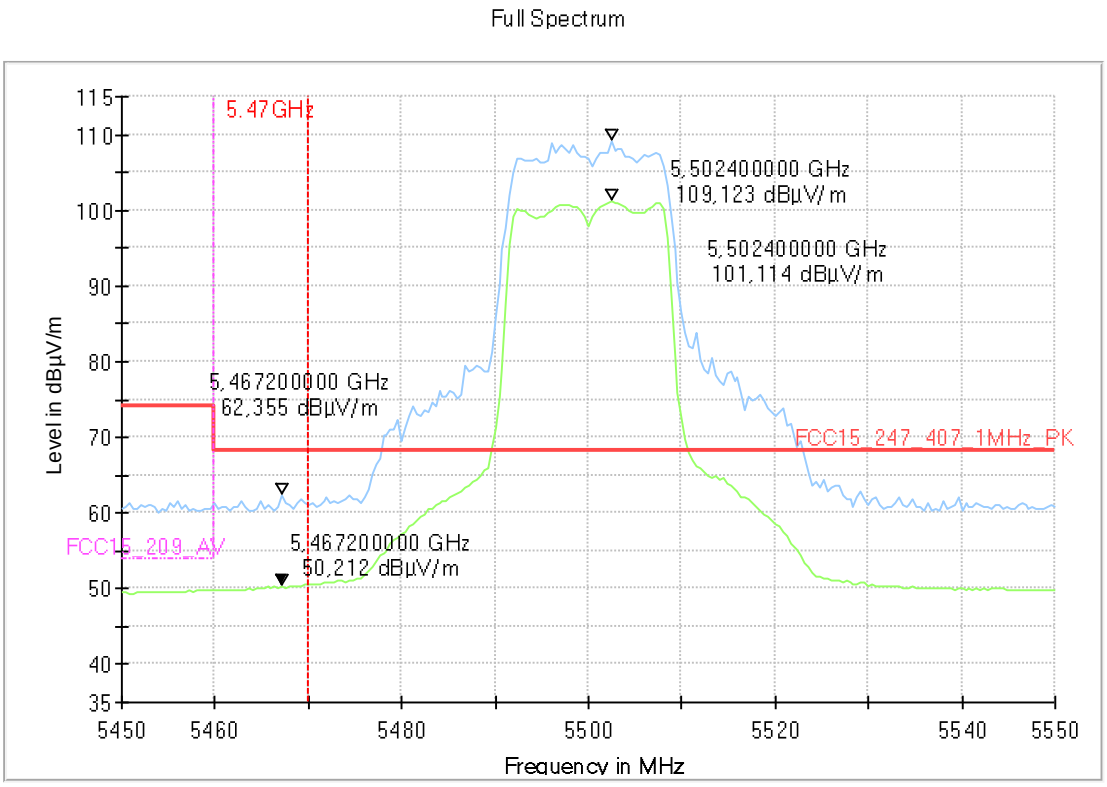

# 9.02_n40-mode_MCS0_ch102

## Common Information

| | |
|---|---|
| Test Description: | Radiated field strength emission in 3m distance |
| Test Site: | Fully Anechoic Chamber (FAC1) - EMC32 V10.60.20 |
| Test Standard: | FCC 15.407&15.209 Intentional Radiator |
| Antenna polarisation: | horizontal/vertical |
| Software Version: | EMC32 V10.60.20 |
| Operating Mode: | n-mode \| HT40 \| MCS0 \| ch102 |
| Operator: | SOz |
| Comment: | |
| EUT Setup: | 1 |
| Environmental Conditions: | Humidity: 50% rH; Temperature: 20 °C |
| Verdict: | Passed |

## EUT Information

| | |
|---|---|
| Sample: | 24-1-00398S02_C01 |
| Power Supply : | 28 V DC |

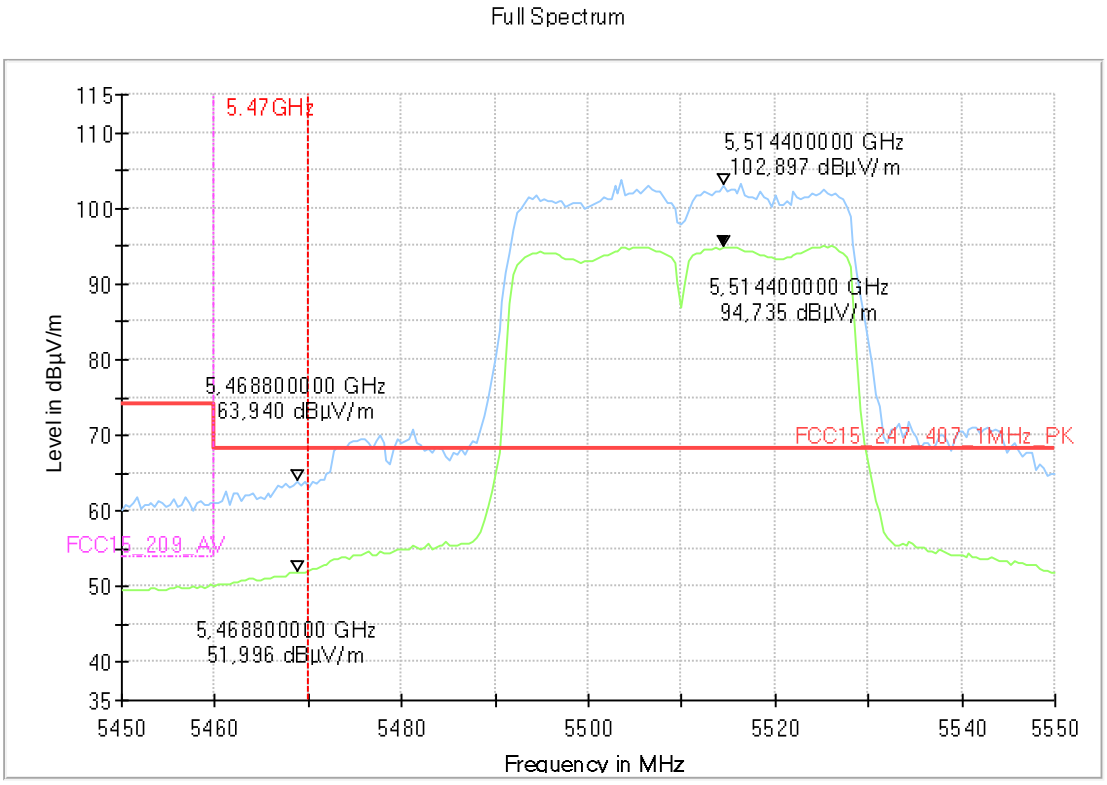

# 9.03_n20-MIMO_MCS8_ch100

## Common Information

| | |
|---|---|
| Test Description: | Radiated field strength emission in 3m distance |
| Test Site: | Fully Anechoic Chamber (FAC1) - EMC32 V10.60.20 |
| Test Standard: | FCC 15.407&15.209 Intentional Radiator |
| Antenna polarisation: | horizontal/vertical |
| Software Version: | EMC32 V10.60.20 |
| Operating Mode: | n-MIMO \| HT20 \| MCS8 \| ch100 |
| Operator: | SOz |
| Comment: | |
| EUT Setup: | 1 |
| Environmental Conditions: | Humidity: 50% rH; Temperature: 20 °C |
| Verdict: | Passed |

## EUT Information

| | |
|---|---|
| Sample: | 24-1-00398S02_C01 |
| Power Supply : | 28 V DC |

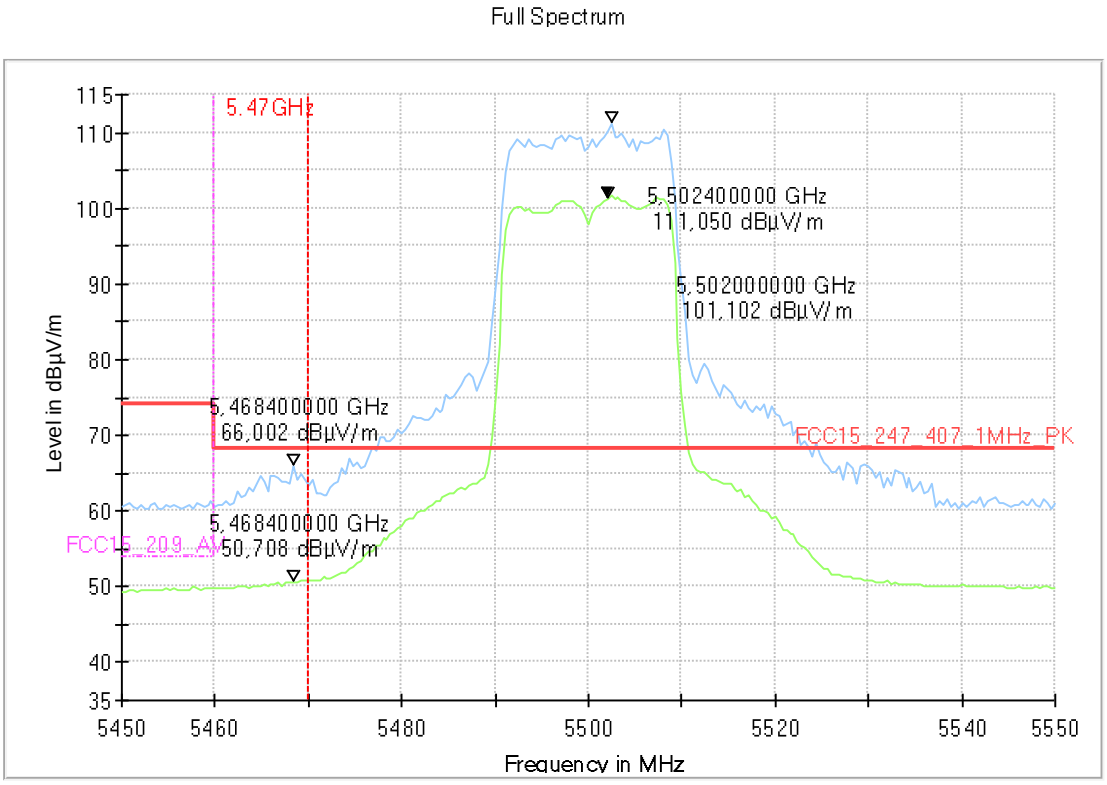

# 9.04_ac40-MIMO_MCS8_ch102

## Common Information

| | |
|---|---|
| Test Description: | Radiated field strength emission in 3m distance |
| Test Site: | Fully Anechoic Chamber (FAC1) - EMC32 V10.60.20 |
| Test Standard: | FCC 15.407&15.209 Intentional Radiator |
| Antenna polarisation: | horizontal/vertical |
| Software Version: | EMC32 V10.60.20 |
| Operating Mode: | ac-MIMO \| VHT40 \| MCS8 \| ch102 |
| Operator: | SOz |
| Comment: | |
| EUT Setup: | 1 |
| Environmental Conditions: | Humidity: 50% rH; Temperature: 20 °C |
| Verdict: | Passed |

## EUT Information

| | |
|---|---|
| Sample: | 24-1-00398S02_C01 |
| Power Supply : | 28 V DC |

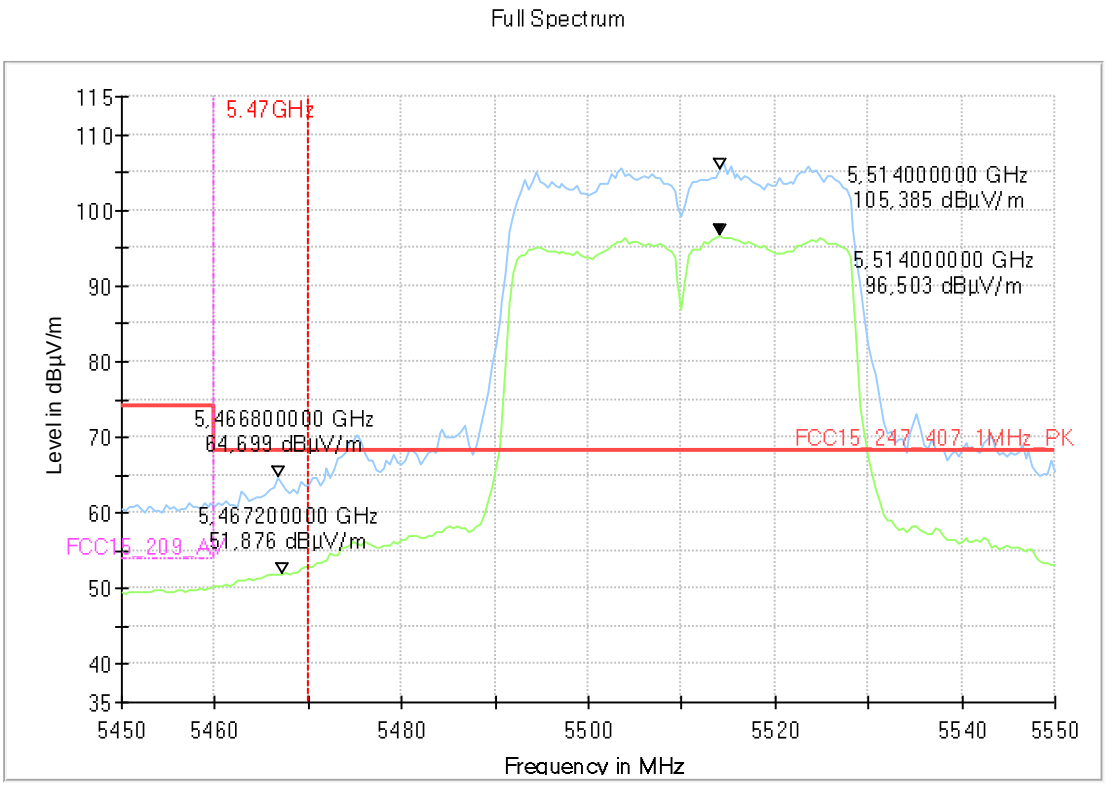


## End Of Annex 1