285x210mm

Body fat scale manual

One. OKOK APP Downloading
Downloading body finger scale APP There are several ways:
1. scan two-dimensional code download

Two. APP install

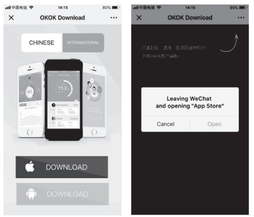

Three. Open APP registration information
1. The registration information can be completed in the following ways
2. 1, login the number of the mobile phone number
3. 2. Log in with QQ, WeChat, mailbox account

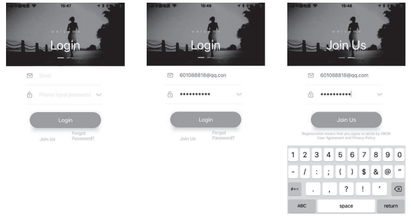

Four. Connect Bluetooth
1. Open Bluetooth on the phone
Click on the "Bluetooth Intelligent Scale", jump out of the following interface, people can be on the body fat scale, such as body fat scale lock the current weight, mobile phone APP terminal will appear the following interface, click "to determine the binding."

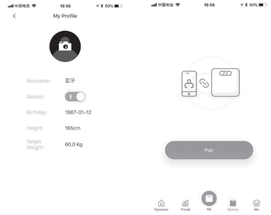

Five. Enter the APP function interface and automatically synchronize data after measurement.
Figure 1 gives the wrong data because we're wearing shoes; Figure 2 shows the correct data

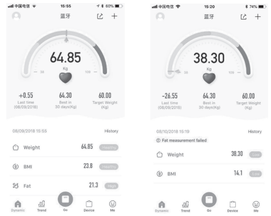

FCC Statement:
This device complies with part 15 of the FCC Rules. Operation is subject to the following two conditions: (1) This device may not cause harmful interference, and (2) this device must accept any interference received, including interference that may cause undesired operation.
This equipment has been tested and found to comply with the limits for a Class B digital device, pursuant to part 15 of the FCC Rules. These limits are designed to provide reasonable protection against harmful interference in a residential installation. This
Equipment generates,uses and can radiate radio frequency energy and,if not installed and used in accordance with the instructions,may cause harmful interference to radio communications.However,there is no guarantee that interference will not occur in a Particular installation.If thise quipment does cause harmful interference to radio or television reception, which can be determined by turning the equipment off and on, the user is encouraged to try to correct the interference by one or more of the following measures:
—Reorient or relocate the receiving antenna.
—Increase the separation between the equipment and receiver.
—Connect the equipment into an outlet on a circuit different from that to which the receiver is connected.
—Consult the dealer or an experienced radio/TV technician for help.
Caution: Any changes or modifications not expressly approved by the party responsible for compliance could void the user's authority to operate the equipment.
This equipment complies with FCC radiation exposure limits set forth for an uncontrolled environment. This transmitter must not be co-located or operating in conjunction with any other antenna or transmitter.

体脂秤说明书

概述：
一、APP 下载
下载体指秤 APP 有以下几种方式：
1、 扫描二维码下载
2、 安卓端：腾讯应用宝，360 应用中心，华为开发者联盟，oppo,vivo,魅族，阿里应用，小米应用商店。
IOS 端： Applestore

二、APP 安装

三、打开 APP 注册信息
注册信息可以通过以下几种途径完成
1、 通手机号码注册账号登录
2、 使用 QQ、微信、邮箱账号登录

四、连接蓝牙
1、 打开手机上的蓝牙
点击“蓝牙智能秤”，跳出以下界面，人就可以上体脂秤，等体脂秤锁定当前秤重值，手机 APP 端会出现以下界面，点“确定绑定”。

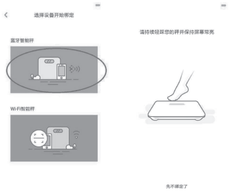

五、进入 APP 功能界面，测量完之后数据自动同步
图 1 所测得数据为错误数据，因为我们是穿鞋测试；图 2 为正确测的数据

图 1

图 2