Internal Photos of the EUT

Fig. 1



Fig. 2



Fig. 3

Fig. 4



Fig. 5



Fig. 6



Fig. 7

Fig. 8



Fig. 9



Fig. 10



Fig. 11



Fig. 12



Fig. 13



Fig. 14



Fig. 15



Fig. 16



Fig. 17



Fig. 18



Fig. 19



Fig. 20


470
10V
VT
470
16V
FVM
2R2
4R7

Fig. 21


Bluetooth Antenna
470
10V
VT
2R2
4R7

Fig. 22



Fig. 23