Appendix C

RF Test Data for 2.4GWIFI (Conducted Measurement)

Product Name: Video Intercom Camera

Trade Mark: 极光者 JIGUANGZHE

Test Model: ZT-P80

Environmental Conditions

Temperature:	24.6° C
Relative Humidity:	52.4%
ATM Pressure:	100.0 kPa
Test Engineer:	Emiya lin
Supervised by:	Simba Haung

Contents

Page

COVER PAGE

1 Duty Cycle 3
1.1 Test Result 3
1.2 Test Graphs 4
2 Maximum Conducted Output Power 10
2.1 Test Result 10
3 -6dB Bandwidth 11
3.1 Test Result 11
3.2 Test Graphs 12
4 Maximum Power Spectral Density Level 18
4.1 Test Result 18
4.2 Test Graphs 19
5 Band Edge 25
5.1 Test Result 25
5.2 Test Graphs 26
6 Conducted RF Spurious Emission 34
6.1 Test Result 34
6.2 Test Graphs 35
7 Restrict Band 47
7.1 Test Result 47
7.2 Test Graphs 49

1 Duty Cycle

1.1 Test Result

Mode	Frequency (MHz)	Antenna	Duty Cycle (%)	Correction Factor	1/T (kHz)
b	2412	Ant1	99.6	0.02	0.12
b	2437	Ant1	99.61	0.02	0.12
b	2462	Ant1	99.61	0.02	0.12
g	2412	Ant1	86.82	0.61	4.76
g	2437	Ant1	86.96	0.61	4.76
g	2462	Ant1	86.92	0.61	4.55
n20	2412	Ant1	87.58	0.58	4.35
n20	2437	Ant1	87.57	0.58	4.35
n20	2462	Ant1	87.59	0.58	4.35
n40	2422	Ant1	88.04	0.55	4.17
n40	2437	Ant1	88.03	0.55	4.17
n40	2452	Ant1	88.02	0.55	4.17

1.2 Test Graphs

Test Graphs
b 2412MHz Ant1

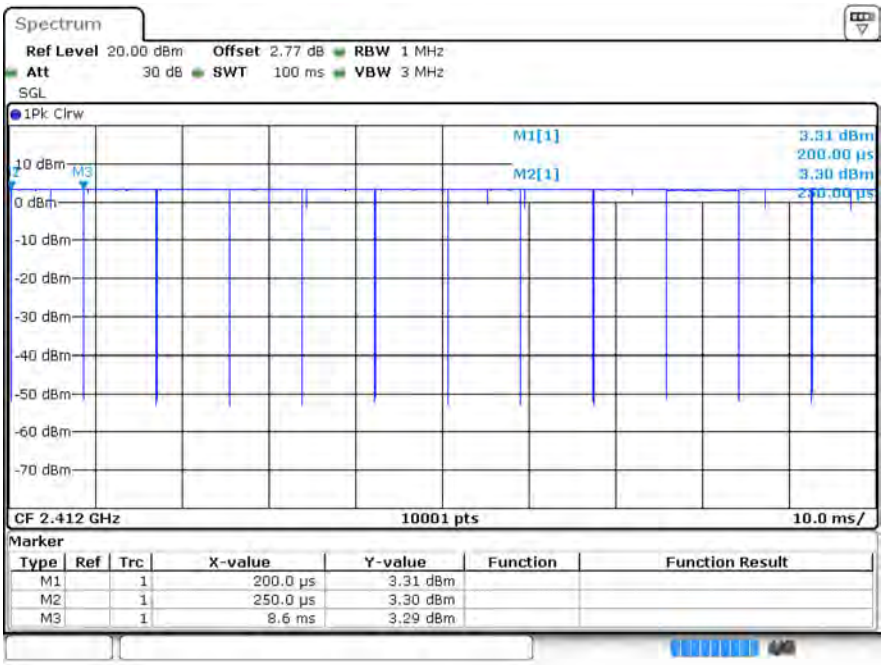

b 2437MHz Ant1

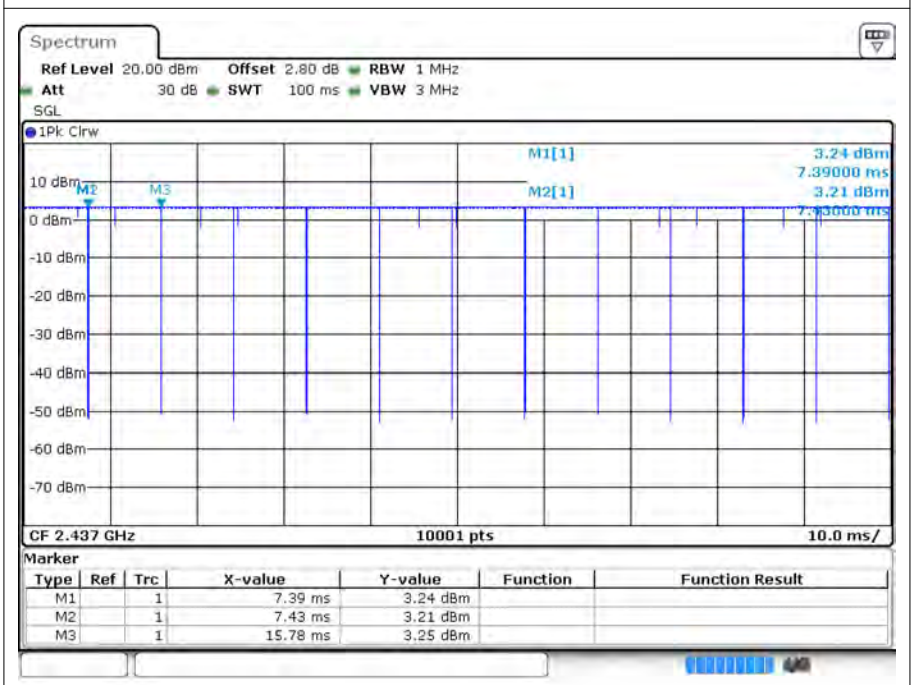

Test Graphs

b 2462MHz Ant1

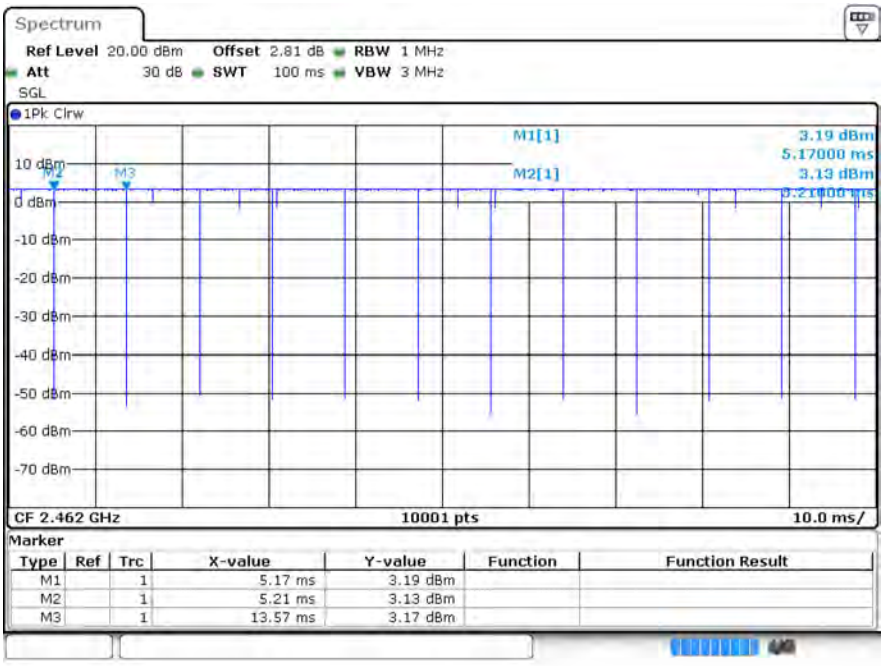

g 2412MHz Ant1

Test Graphs

g 2437MHz Ant1

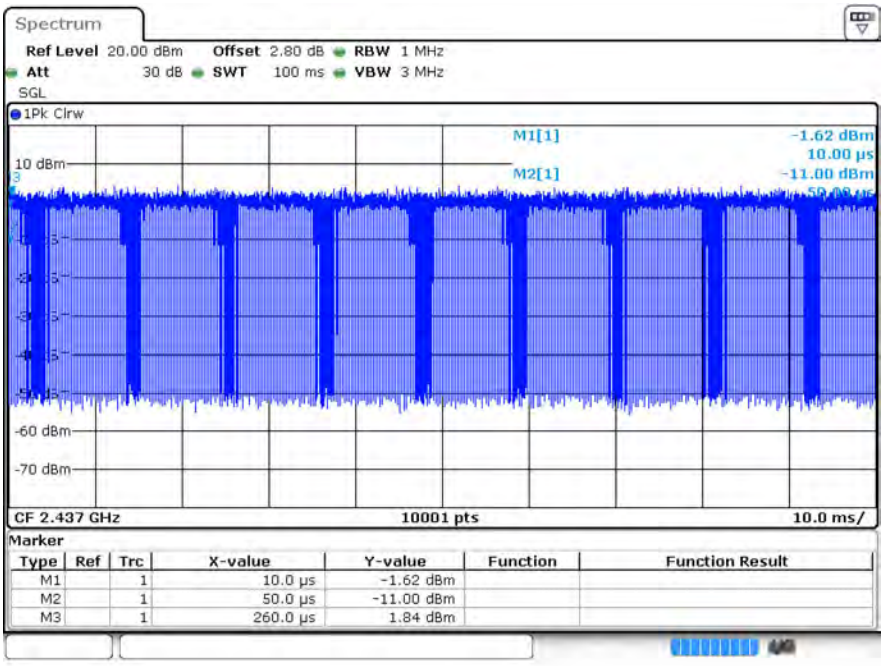

g 2462MHz Ant1

Test Graphs

n20 2412MHz Ant1

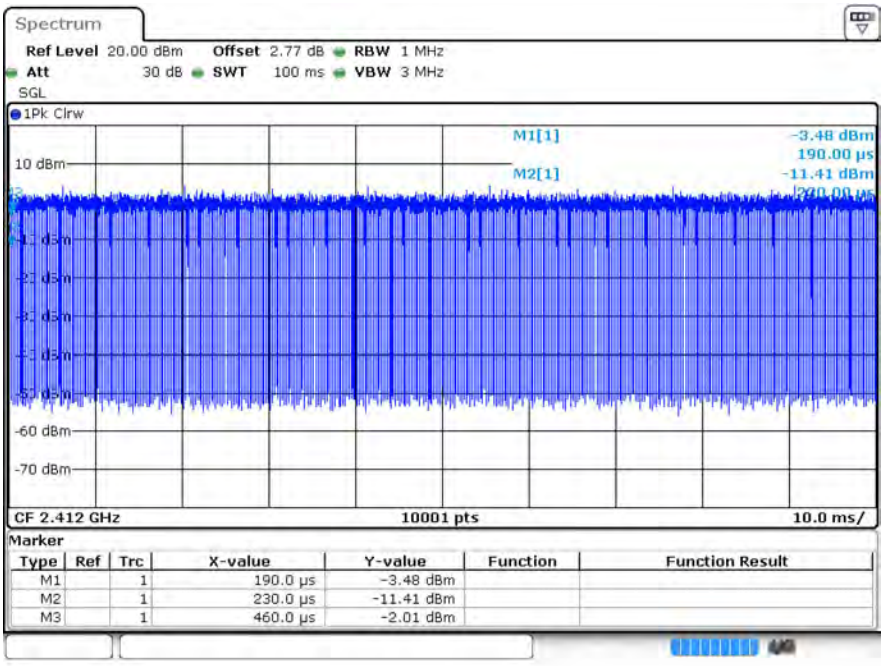

n20 2437MHz Ant1

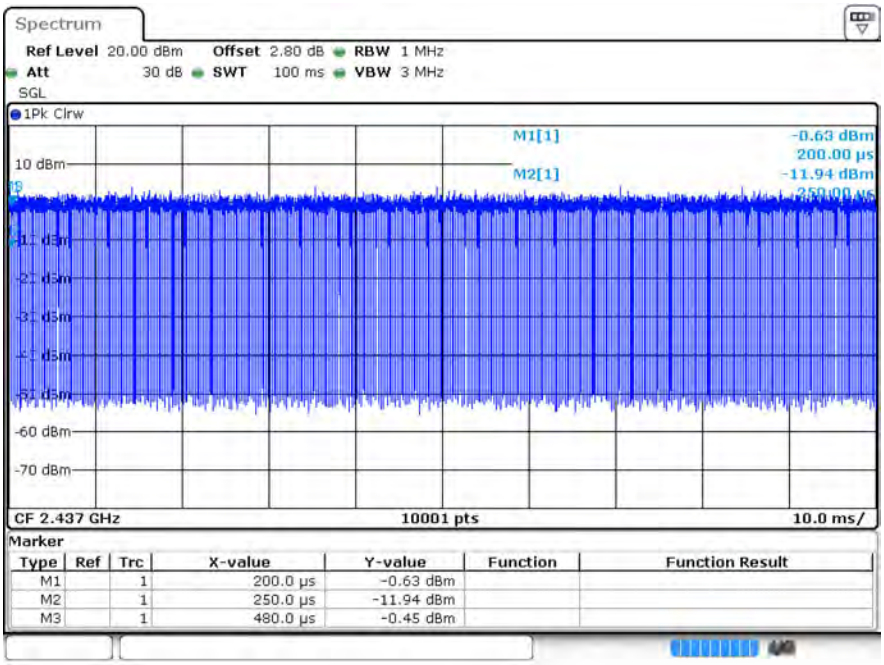

Test Graphs

n20 2462MHz Ant1

n40 2422MHz Ant1

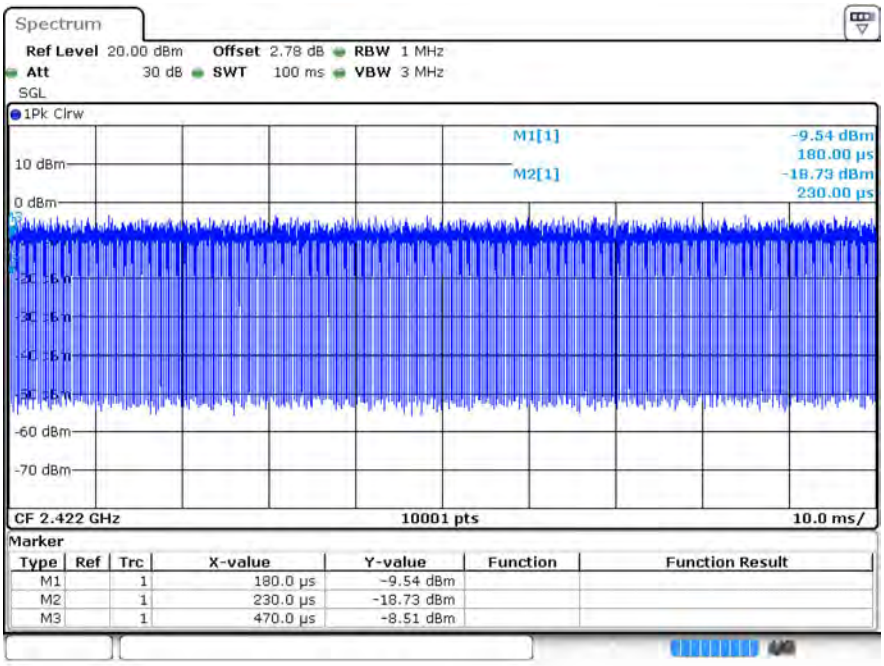

Test Graphs

n40 2437MHz Ant1

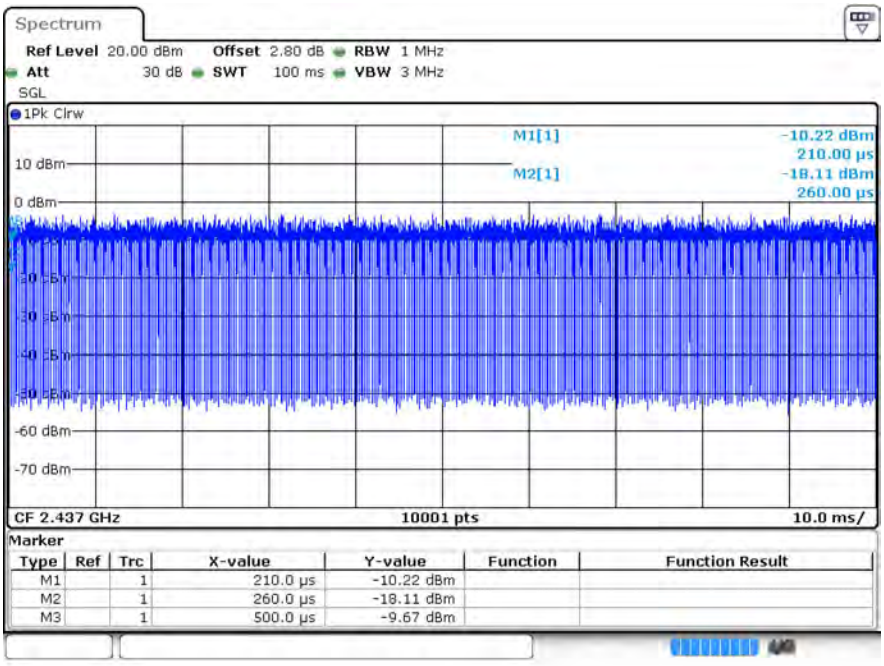

n40 2452MHz Ant1

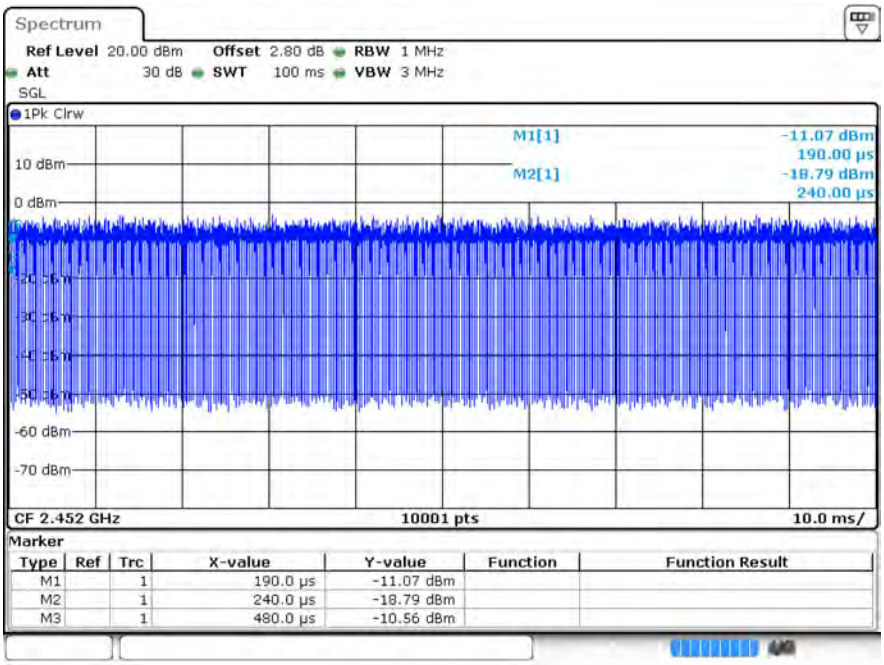

2 Maximum Conducted Output Power

2.1 Test Result

Mode	Frequency (MHz)	Antenna	Conducted Power (dBm)	Limit (dBm)	Verdict
b	2412	Ant1	13.74	30	Pass
b	2437	Ant1	13.78	30	Pass
b	2462	Ant1	13.72	30	Pass
g	2412	Ant1	13.5	30	Pass
g	2437	Ant1	13.39	30	Pass
g	2462	Ant1	13.37	30	Pass
n20	2412	Ant1	13.06	30	Pass
n20	2437	Ant1	12.87	30	Pass
n20	2462	Ant1	12.96	30	Pass
n40	2422	Ant1	13.01	30	Pass
n40	2437	Ant1	13.05	30	Pass
n40	2452	Ant1	13.04	30	Pass

3 -6dB Bandwidth

3.1 Test Result

Mode	Frequency (MHz)	Antenna	-6 dB Bandwidth (MHz)	Limit -6 dB Bandwidth (MHz)	Verdict
b	2412	Ant1	9.921	0.5	Pass
b	2437	Ant1	10.068	0.5	Pass
b	2462	Ant1	9.729	0.5	Pass
g	2412	Ant1	15.06	0.5	Pass
g	2437	Ant1	15.048	0.5	Pass
g	2462	Ant1	15.117	0.5	Pass
n20	2412	Ant1	15.102	0.5	Pass
n20	2437	Ant1	15.108	0.5	Pass
n20	2462	Ant1	15.084	0.5	Pass
n40	2422	Ant1	35.082	0.5	Pass
n40	2437	Ant1	34.998	0.5	Pass
n40	2452	Ant1	33.792	0.5	Pass

3.2 Test Graphs

Test Graphs
b 2412MHz Ant1

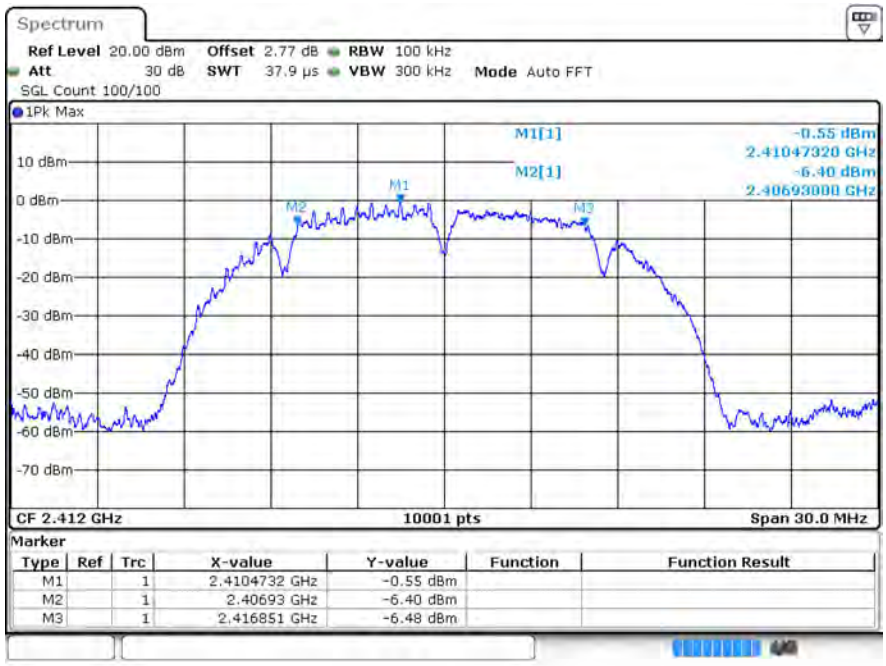

b 2437MHz Ant1

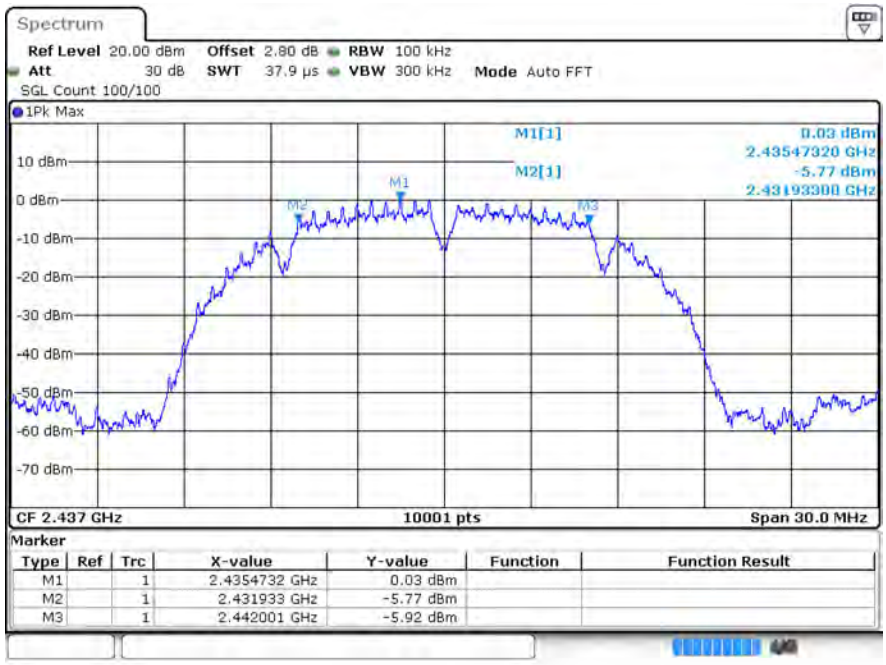

b 2462MHz Ant1

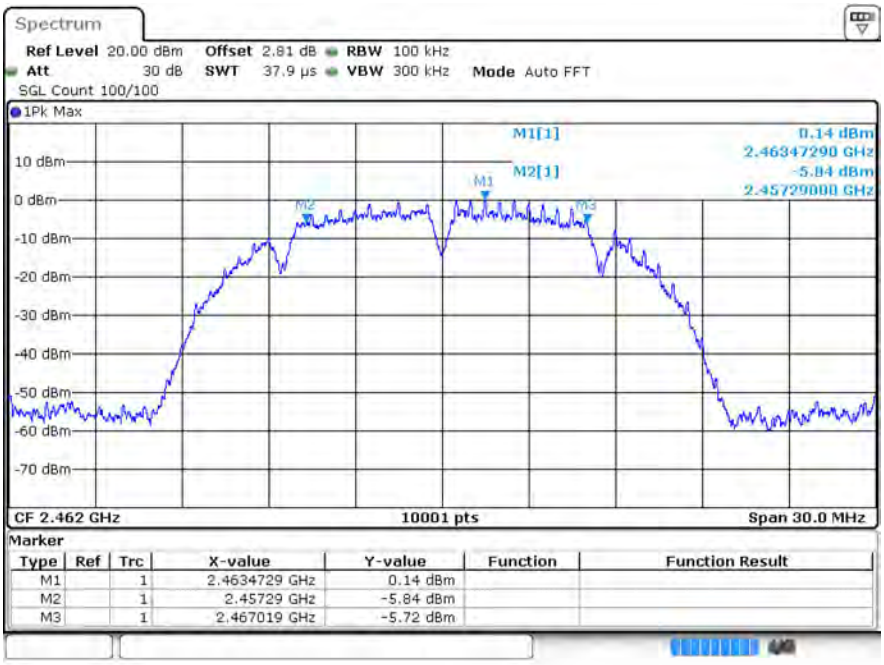

g 2412MHz Ant1

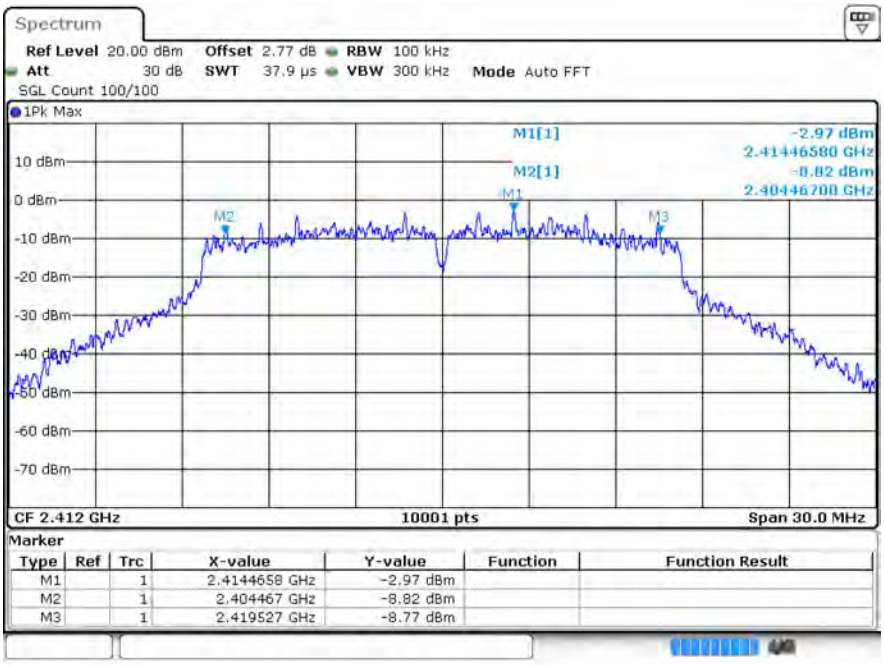

g 2437MHz Ant1

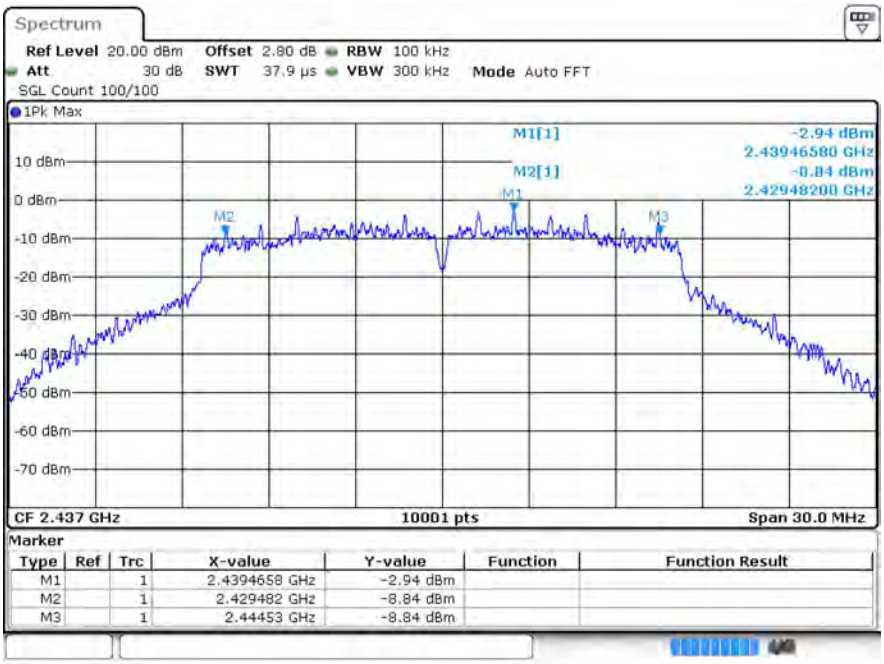

g 2462MHz Ant1

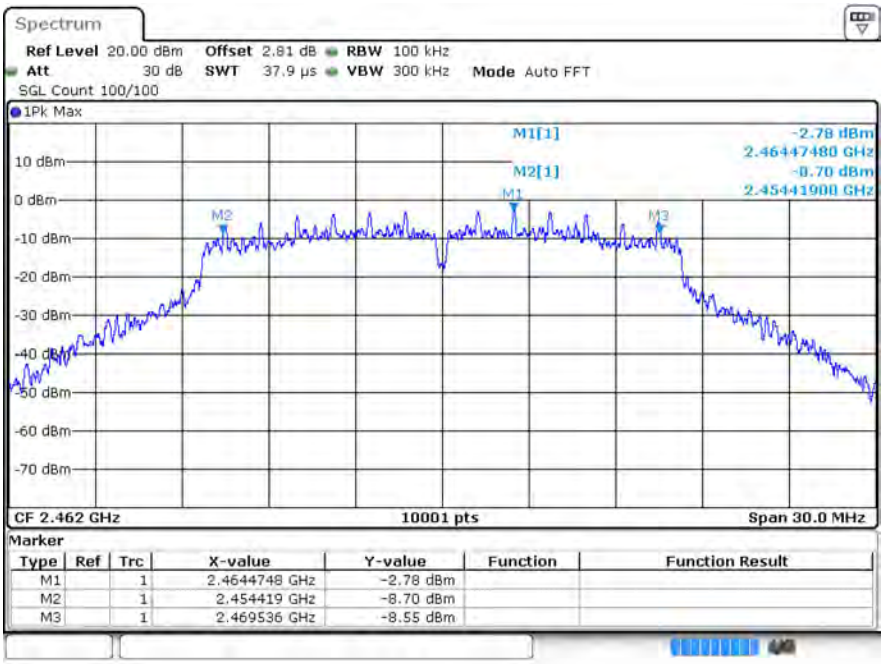

n20 2412MHz Ant1

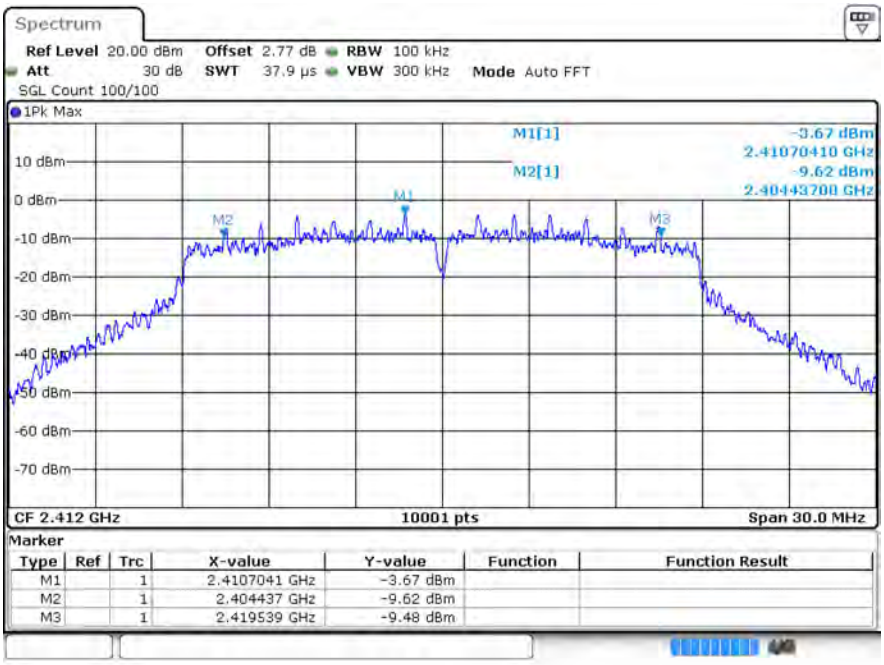

n20 2437MHz Ant1

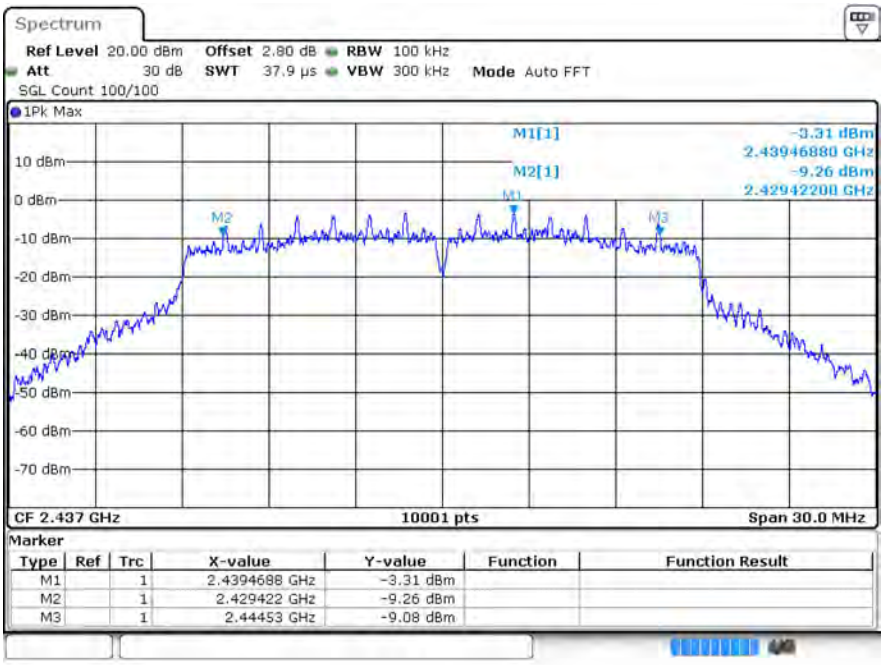

n20 2462MHz Ant1

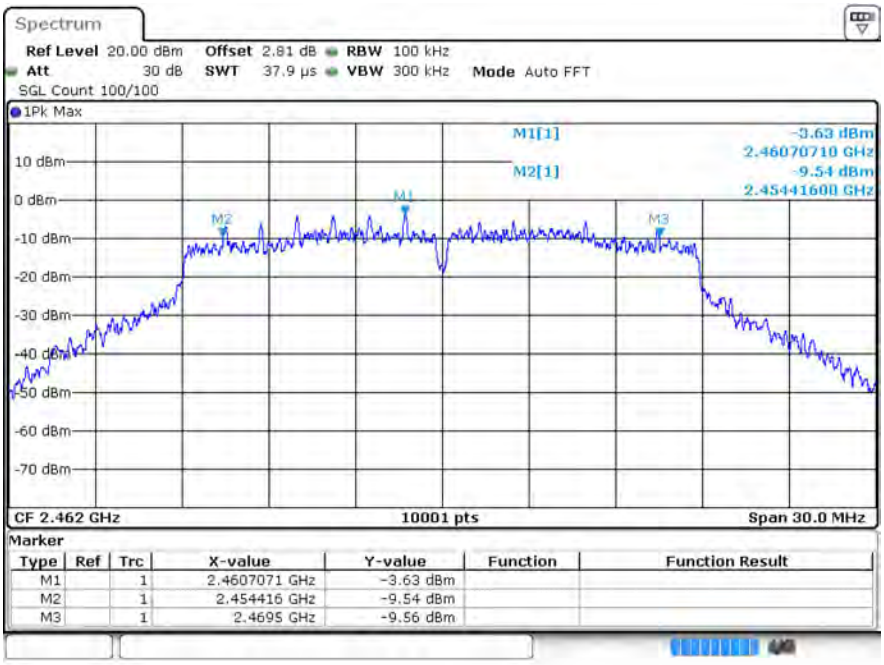

n40 2422MHz Ant1

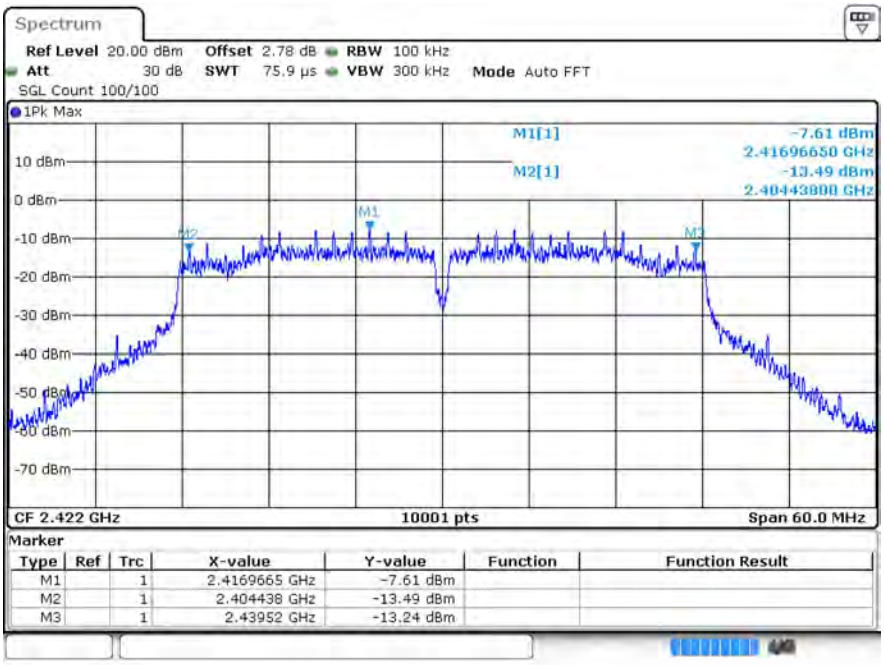

n40 2437MHz Ant1

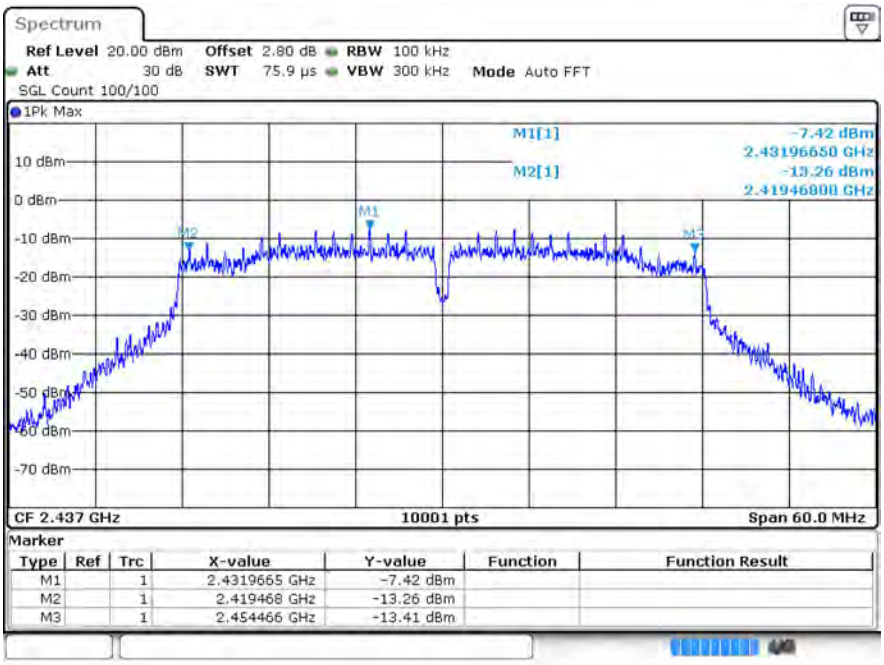

n40 2452MHz Ant1

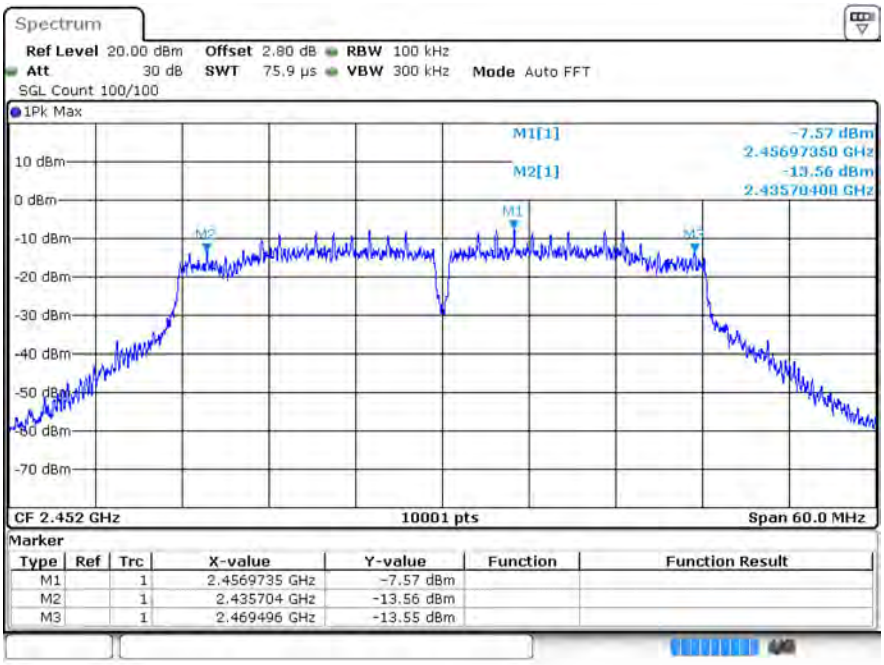

4 Maximum Power Spectral Density Level

4.1 Test Result

Mode	Frequency (MHz)	Antenna	Conducted PSD (dBm/3-100kHz)	Limit (dBm/3kHz)	Verdict
b	2412	Ant1	-13.48	≤8	Pass
b	2437	Ant1	-13.58	≤8	Pass
b	2462	Ant1	-13.59	≤8	Pass
g	2412	Ant1	-17.43	≤8	Pass
g	2437	Ant1	-17.76	≤8	Pass
g	2462	Ant1	-17.22	≤8	Pass
n20	2412	Ant1	-17.64	≤8	Pass
n20	2437	Ant1	-17.81	≤8	Pass
n20	2462	Ant1	-17.46	≤8	Pass
n40	2422	Ant1	-21.12	≤8	Pass
n40	2437	Ant1	-21.81	≤8	Pass
n40	2452	Ant1	-22.12	≤8	Pass

4.2 Test Graphs

Test Graphs
b 2412MHz Ant1
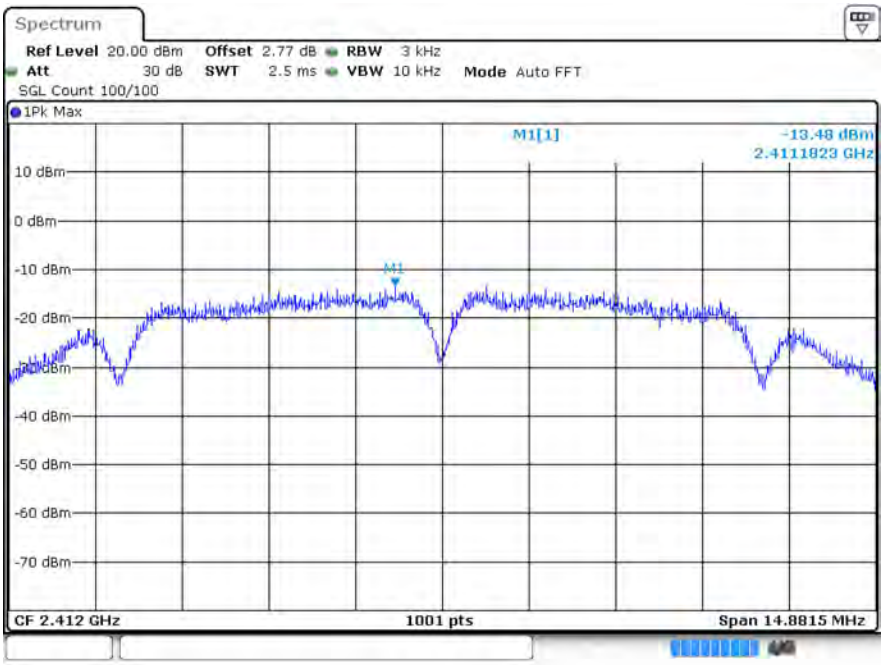
b 2437MHz Ant1
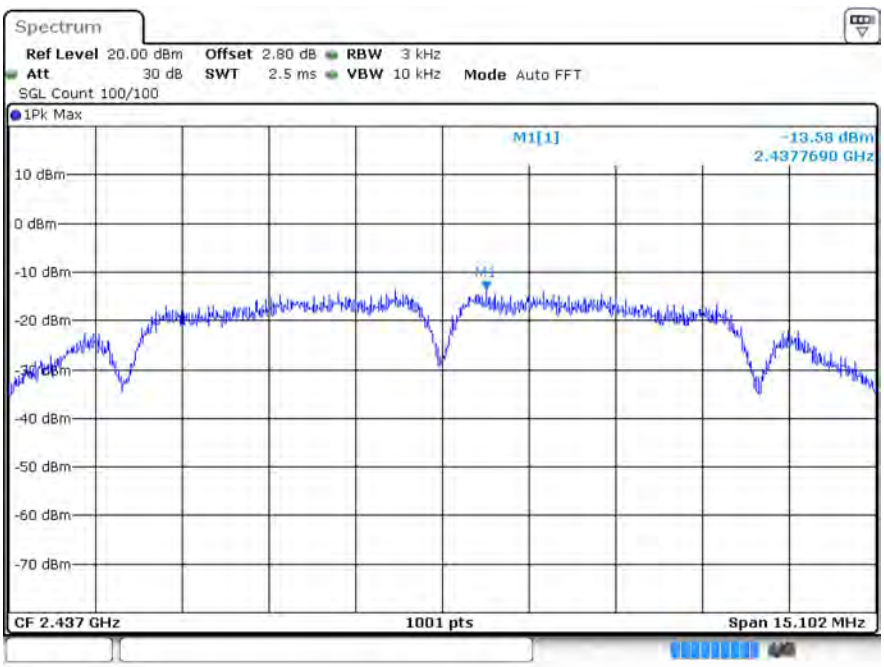

b 2462MHz Ant1

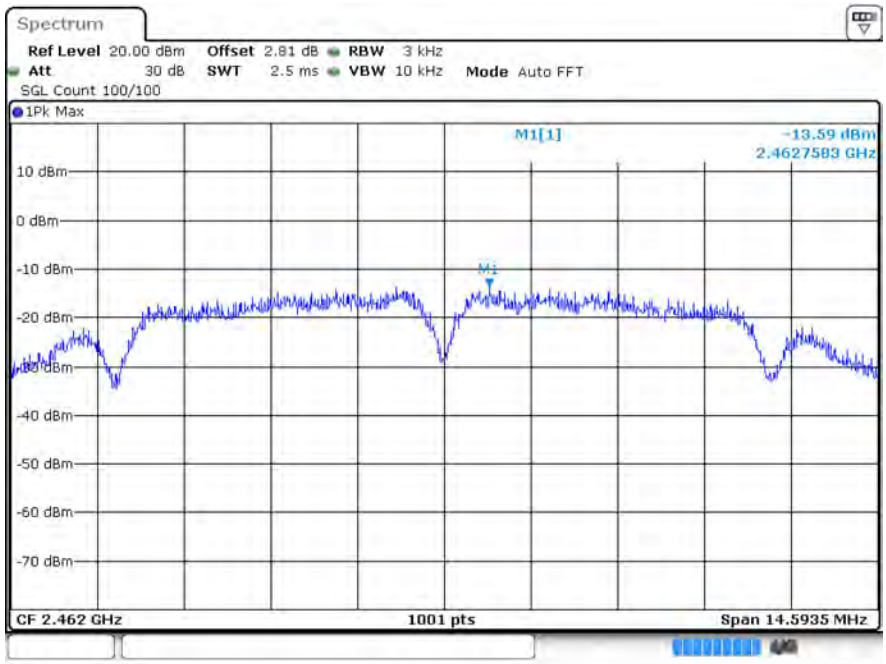

g 2412MHz Ant1

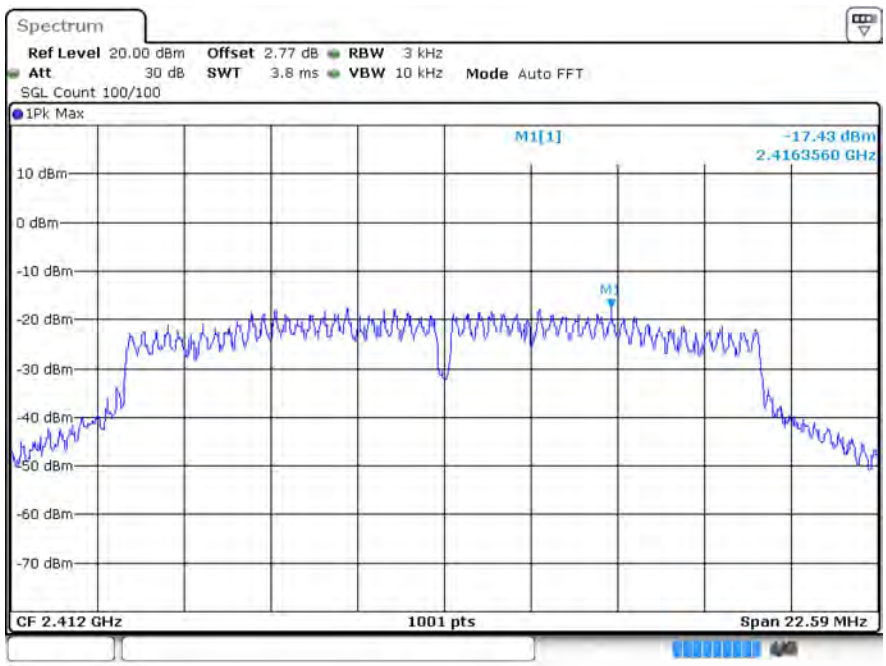

g 2437MHz Ant1

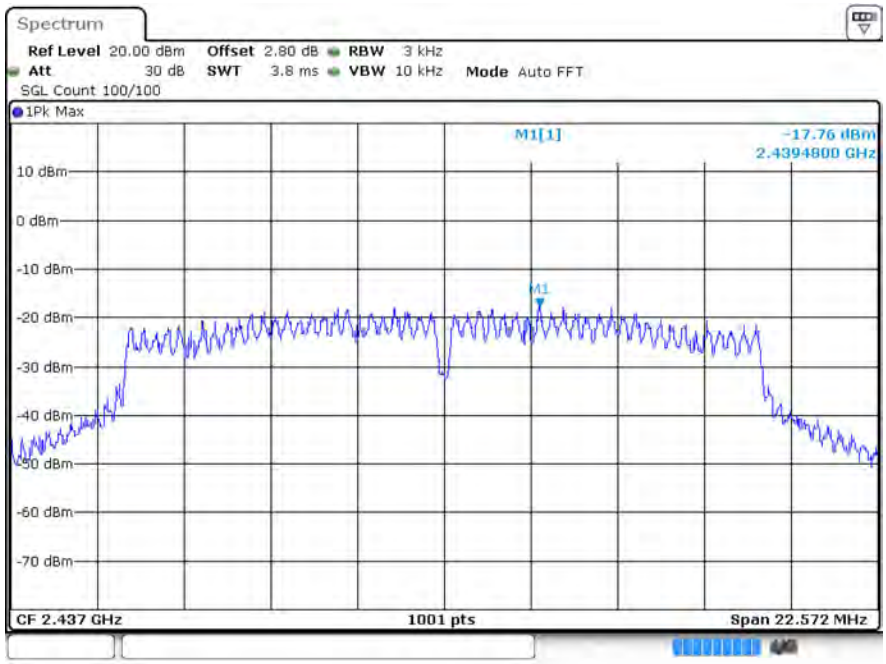

g 2462MHz Ant1

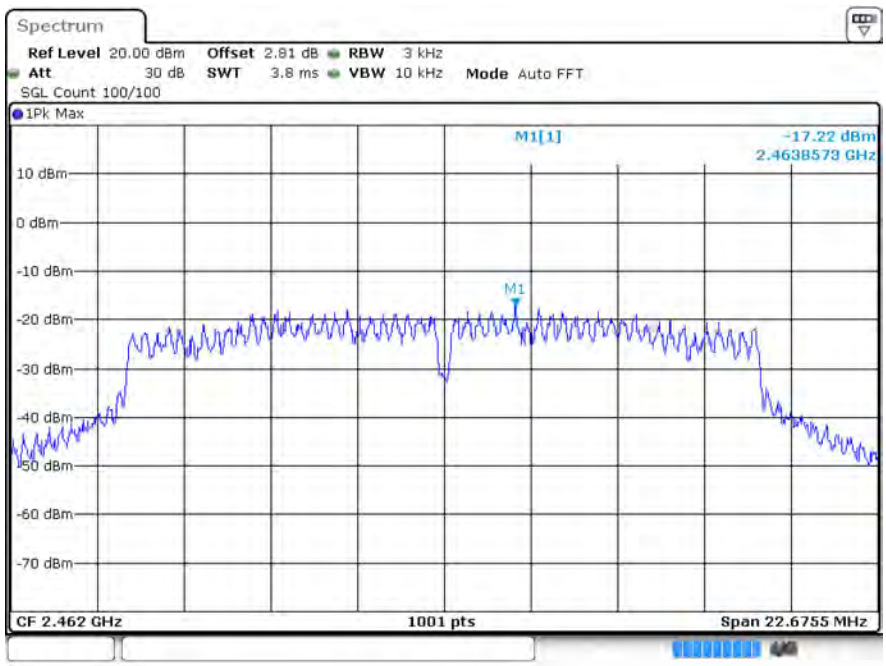

n20 2412MHz Ant1

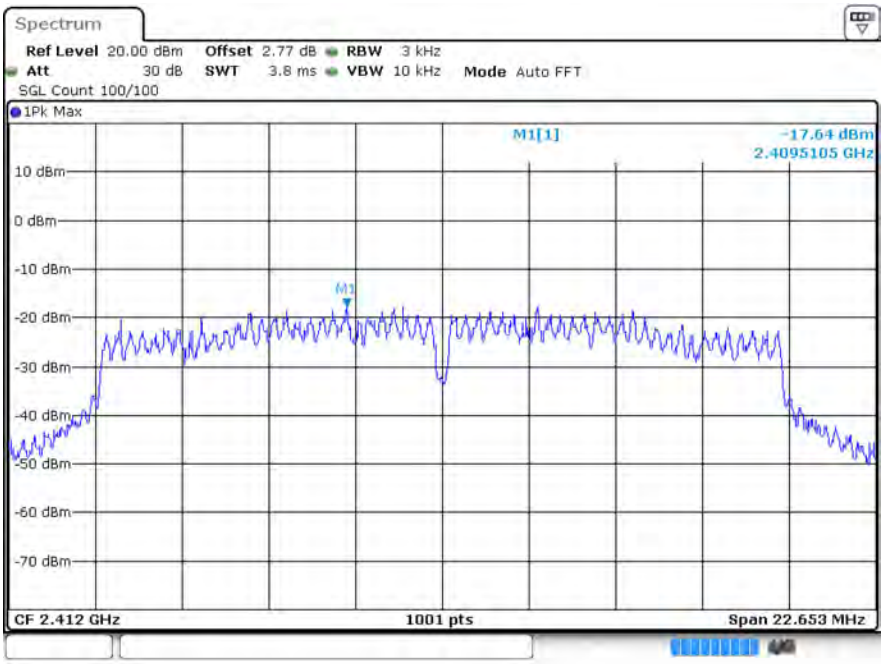

n20 2437MHz Ant1

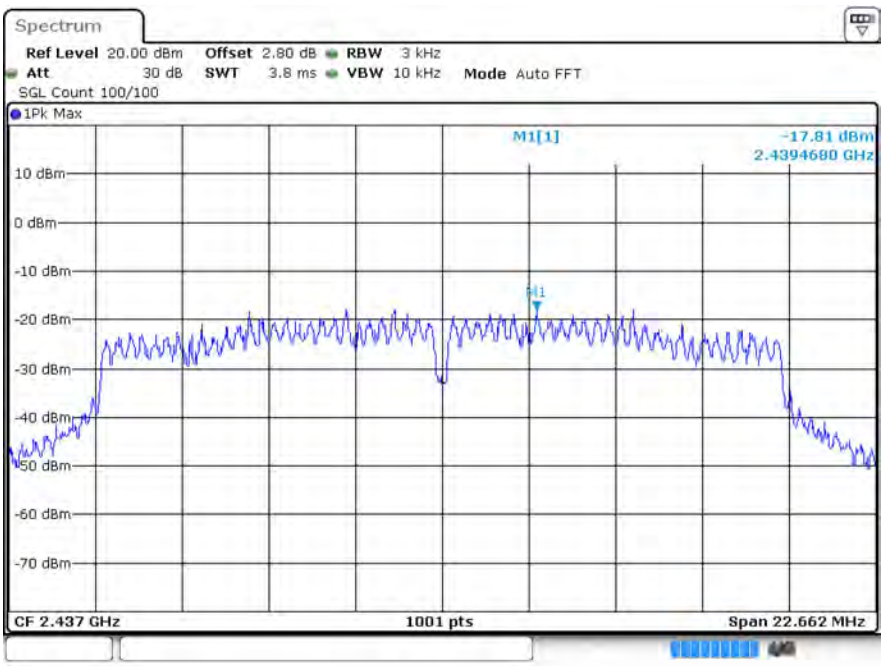

n20 2462MHz Ant1

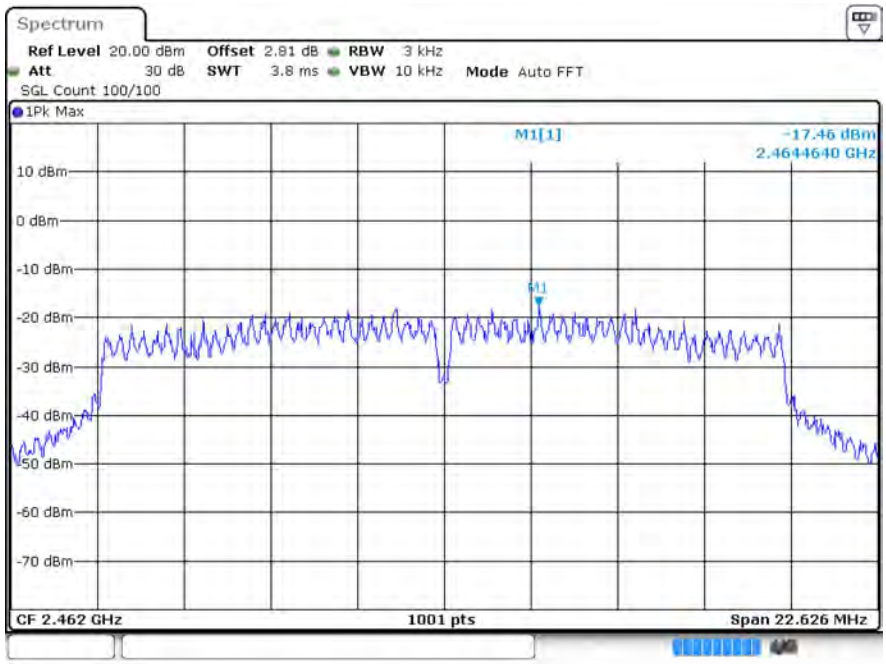

n40 2422MHz Ant1

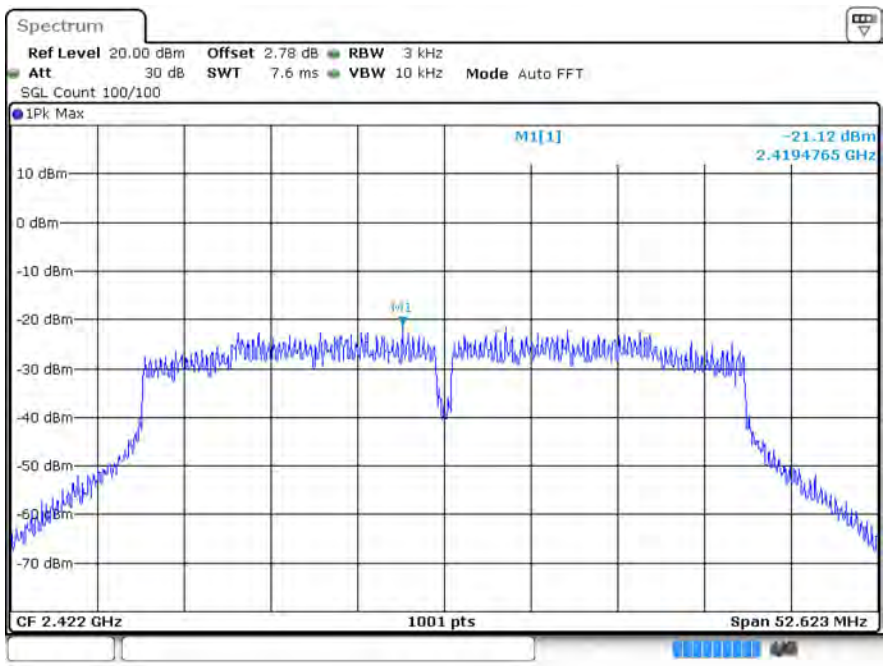

n40 2437MHz Ant1

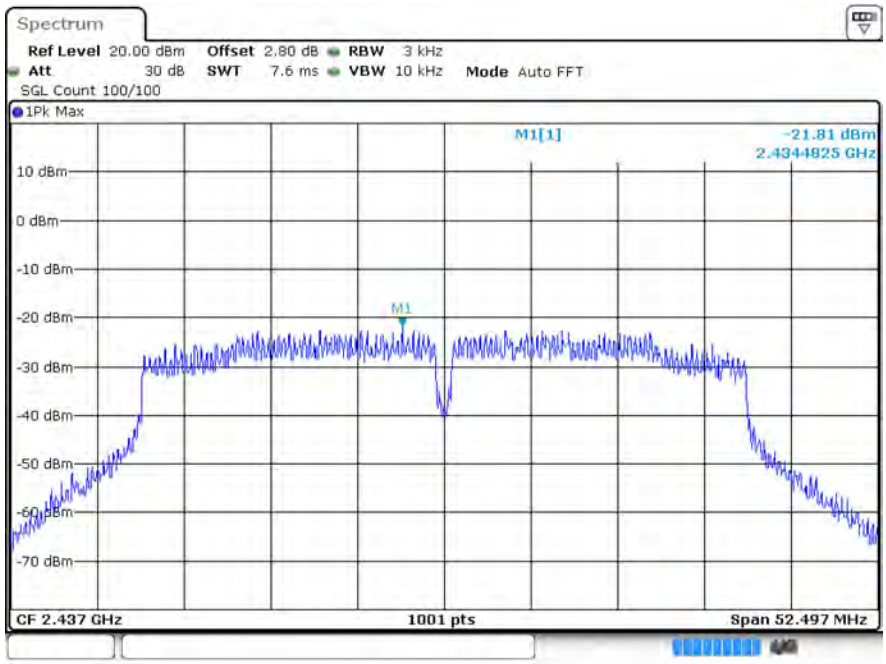

n40 2452MHz Ant1

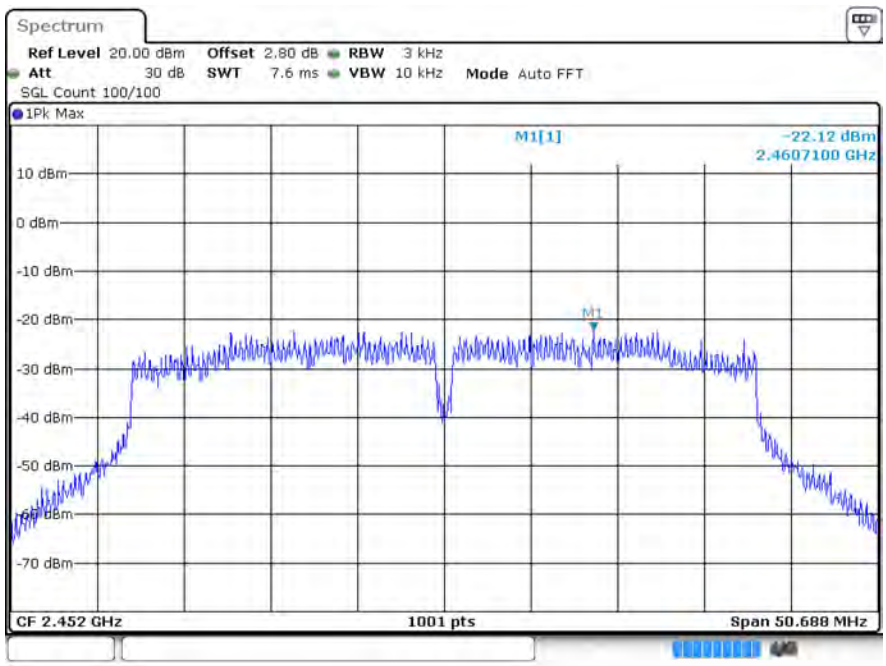

5 Band Edge

5.1 Test Result

Mode	Frequency (MHz)	Antenna	Max Value (dBc)	Limit (dBc)	Verdict
b	2412	Ant1	-54.23	-20	Pass
b	2462	Ant1	-55.03	-20	Pass
g	2412	Ant1	-52.36	-20	Pass
g	2462	Ant1	-53.05	-20	Pass
n20	2412	Ant1	-51.79	-20	Pass
n20	2462	Ant1	-52.07	-20	Pass
n40	2422	Ant1	-47.86	-20	Pass
n40	2452	Ant1	-48.84	-20	Pass

5.2 Test Graphs

Test Graphs

b 2412MHz Ant1 Ref

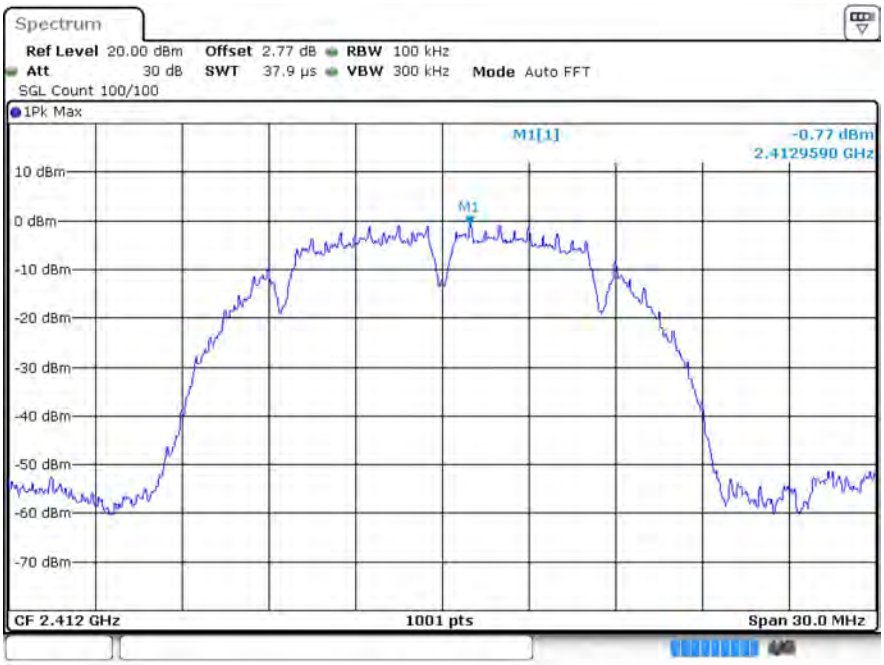

b 2412MHz Ant1 Emission

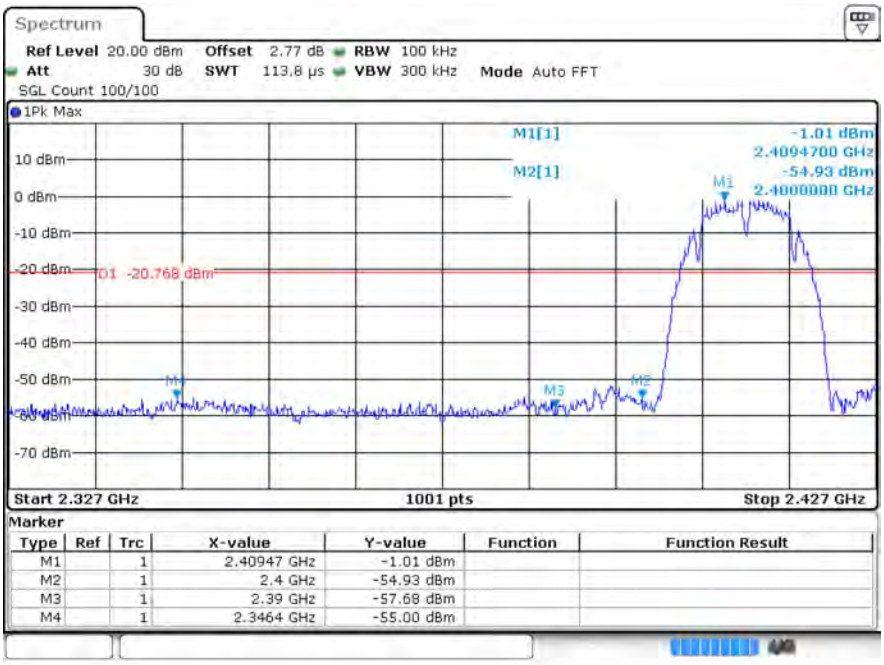

b 2462MHz Ant1 Ref

b 2462MHz Ant1 Emission

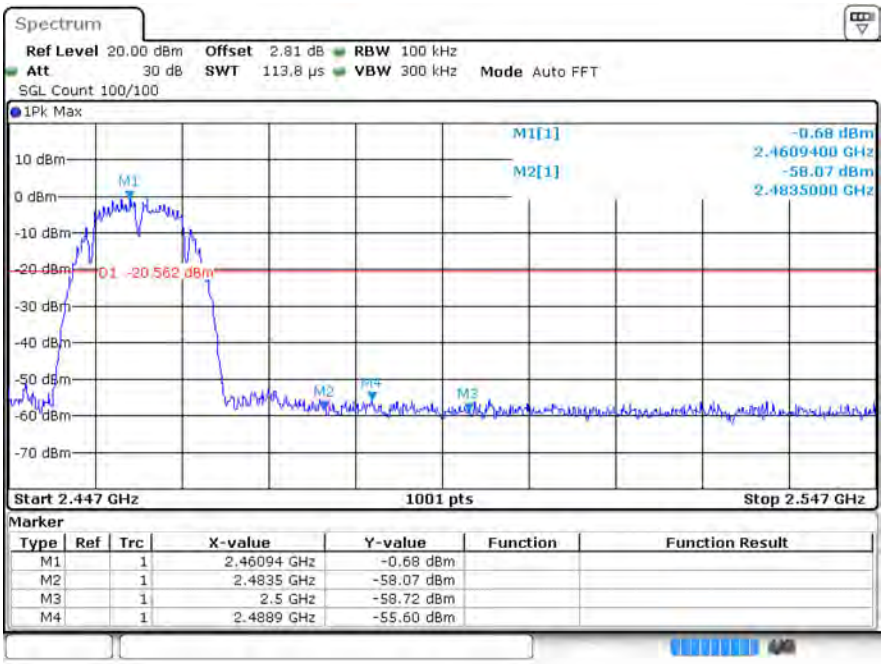

g 2412MHz Ant1 Ref

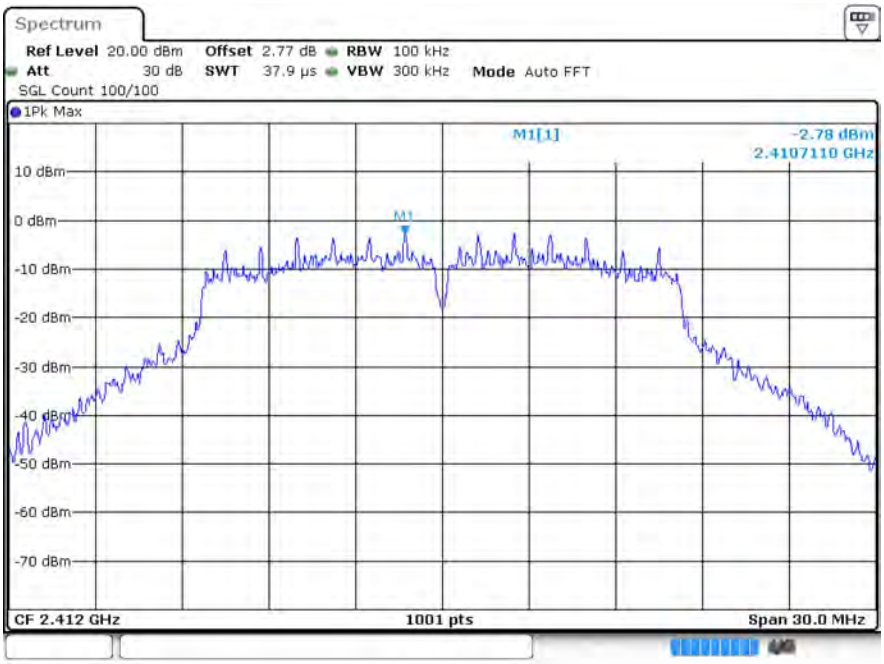

g 2412MHz Ant1 Emission

Marker

Type	Ref	Trc	X-value	Y-value	Function	Function Result
M1		1	2.41446 GHz	-2.47 dBm		
M2		1	2.4 GHz	-35.95 dBm		
M3		1	2.39 GHz	-58.28 dBm		
M4		1	2.3489 GHz	-55.14 dBm		

g 2462MHz Ant1 Ref

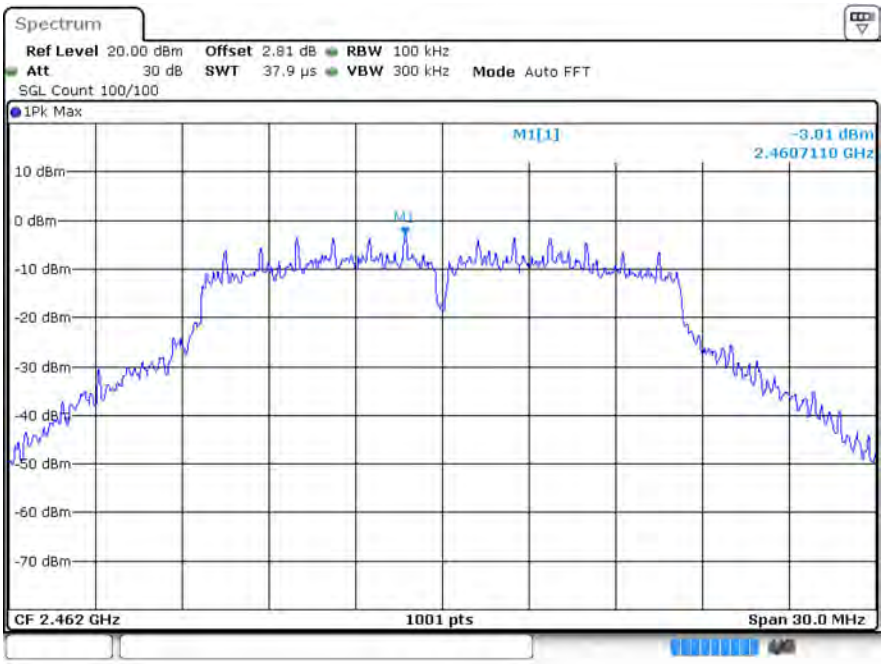

g 2462MHz Ant1 Emission

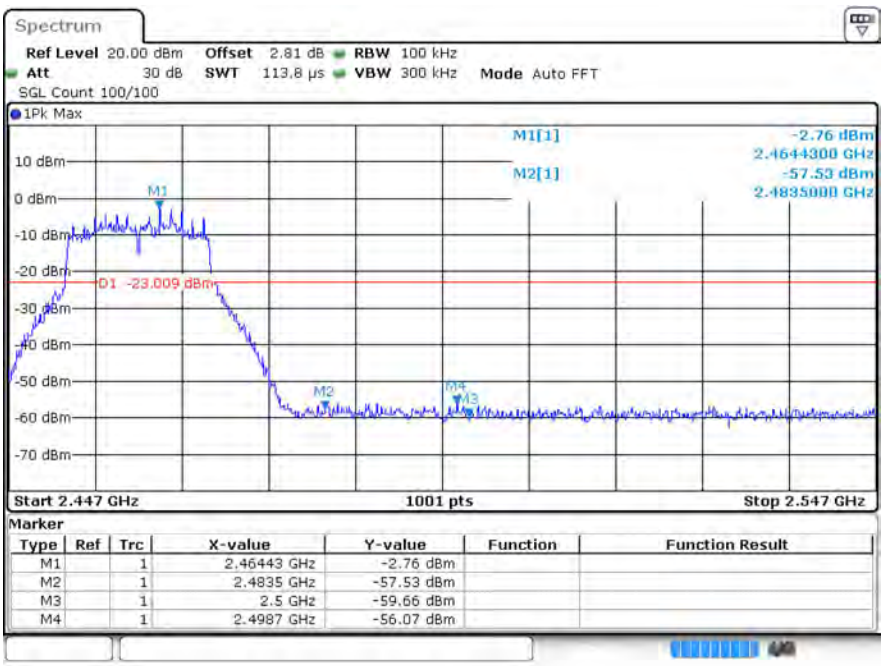

Marker

Type	Ref	Trc	X-value	Y-value	Function	Function Result
M1		1	2.46443 GHz	-2.76 dBm		
M2		1	2.4835 GHz	-57.53 dBm		
M3		1	2.5 GHz	-59.66 dBm		
M4		1	2.4987 GHz	-56.07 dBm		

n20 2412MHz Ant1 Ref

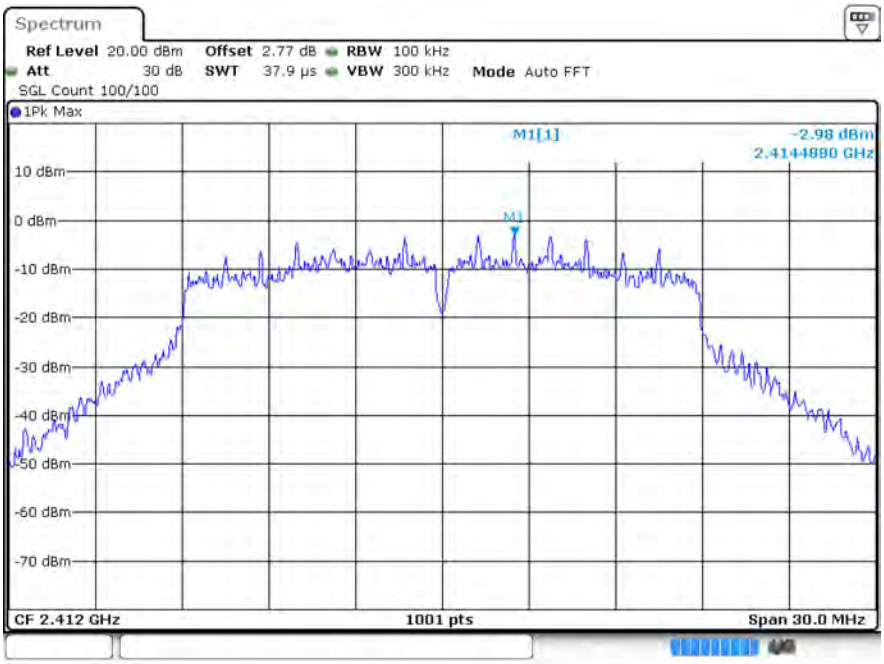

n20 2412MHz Ant1 Emission

n20 2462MHz Ant1 Ref

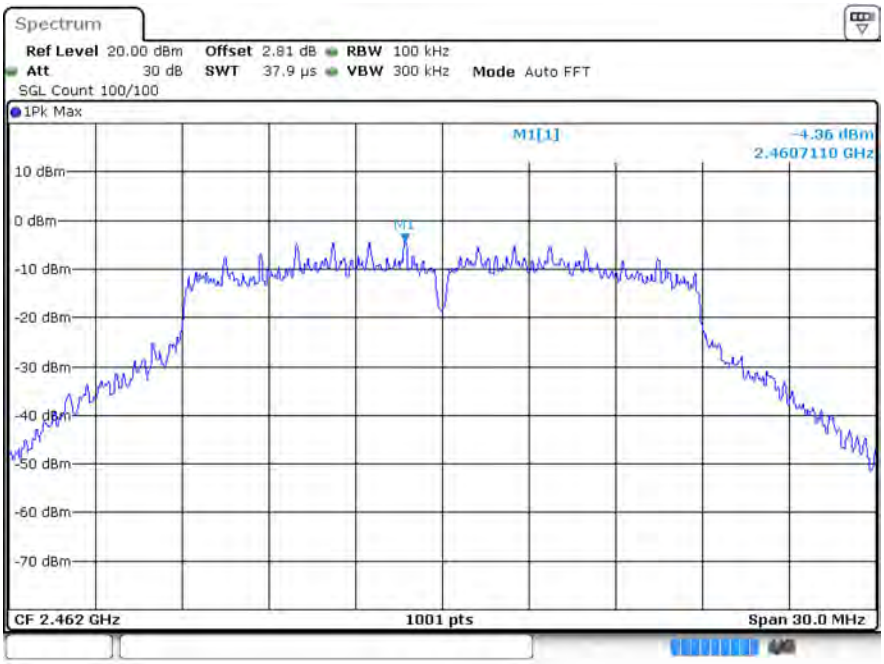

n20 2462MHz Ant1 Emission

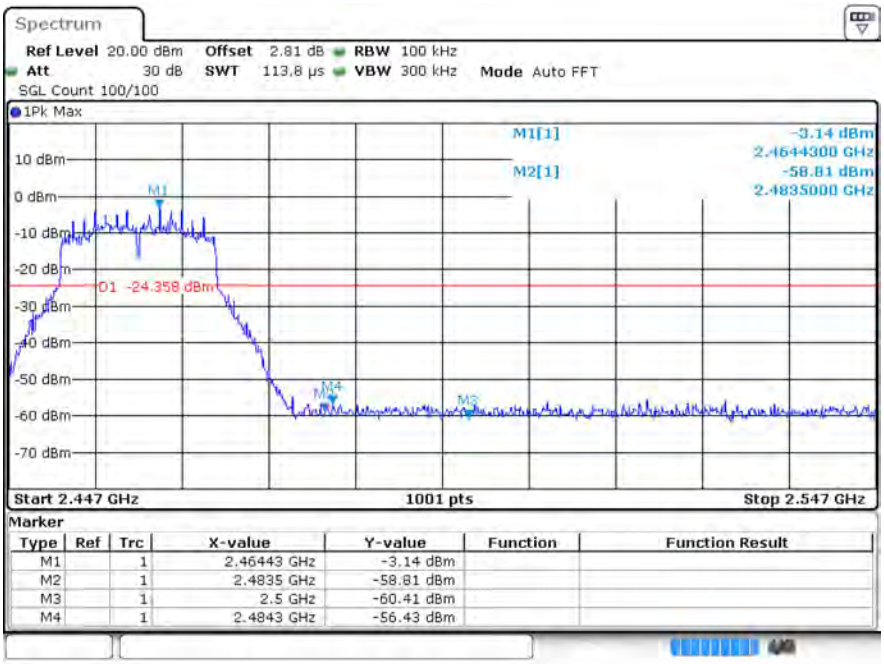

n40 2422MHz Ant1 Ref

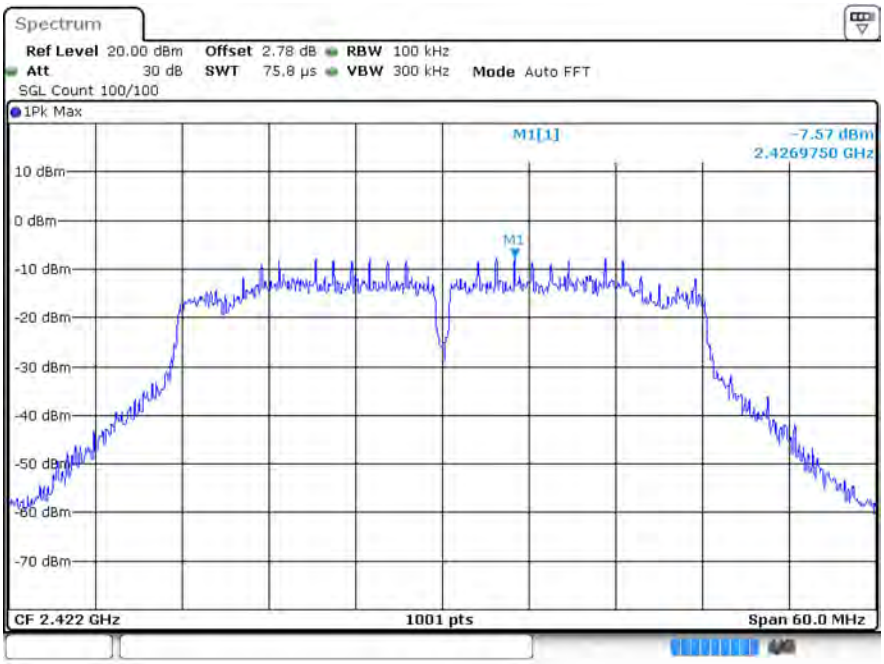

n40 2422MHz Ant1 Emission

n40 2452MHz Ant1 Ref

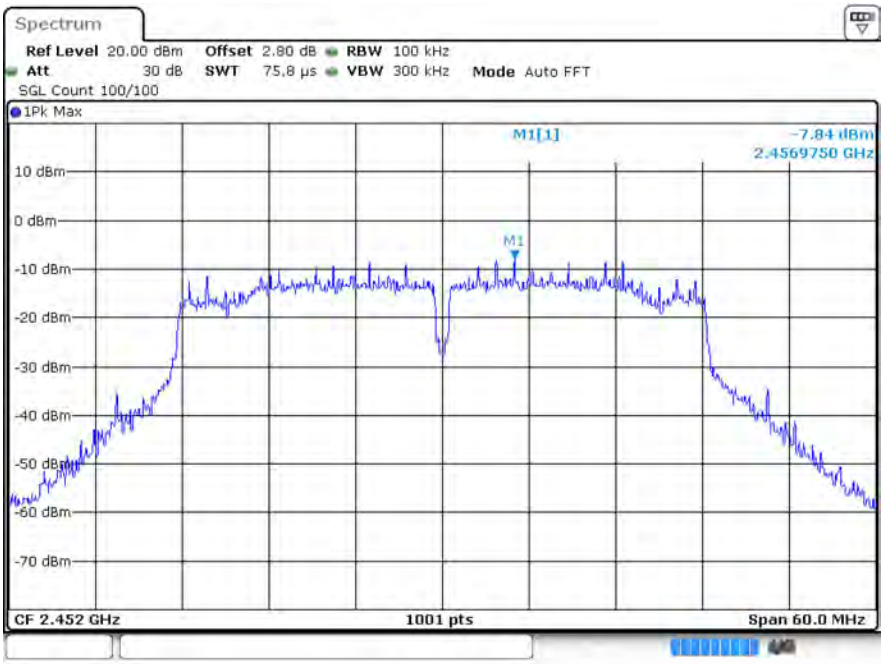

n40 2452MHz Ant1 Emission

6 Conducted RF Spurious Emission

6.1 Test Result

Mode	Frequency (MHz)	Antenna	Max Value (dBc)	Limit (dBc)	Verdict
b	2412	Ant1	-42.92	-20	Pass
b	2437	Ant1	-42.62	-20	Pass
b	2462	Ant1	-42.79	-20	Pass
g	2412	Ant1	-40.83	-20	Pass
g	2437	Ant1	-39.61	-20	Pass
g	2462	Ant1	-40.06	-20	Pass
n20	2412	Ant1	-40.54	-20	Pass
n20	2437	Ant1	-40.4	-20	Pass
n20	2462	Ant1	-38.83	-20	Pass
n40	2422	Ant1	-35.55	-20	Pass
n40	2437	Ant1	-33.85	-20	Pass
n40	2452	Ant1	-34.47	-20	Pass

6.2 Test Graphs

Test Graphs

b 2412MHz Ant1 Ref

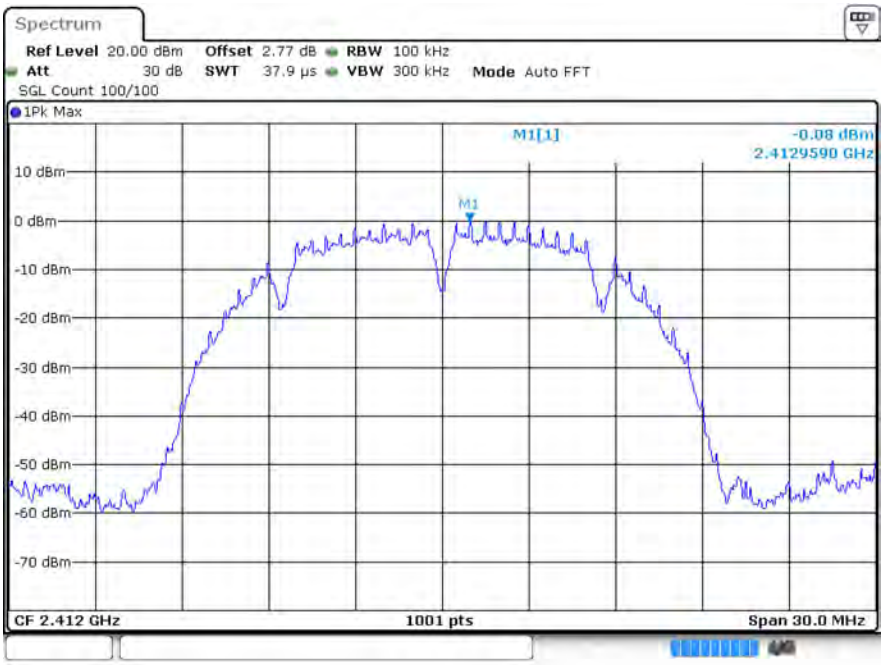

b 2412MHz Ant1 Emission

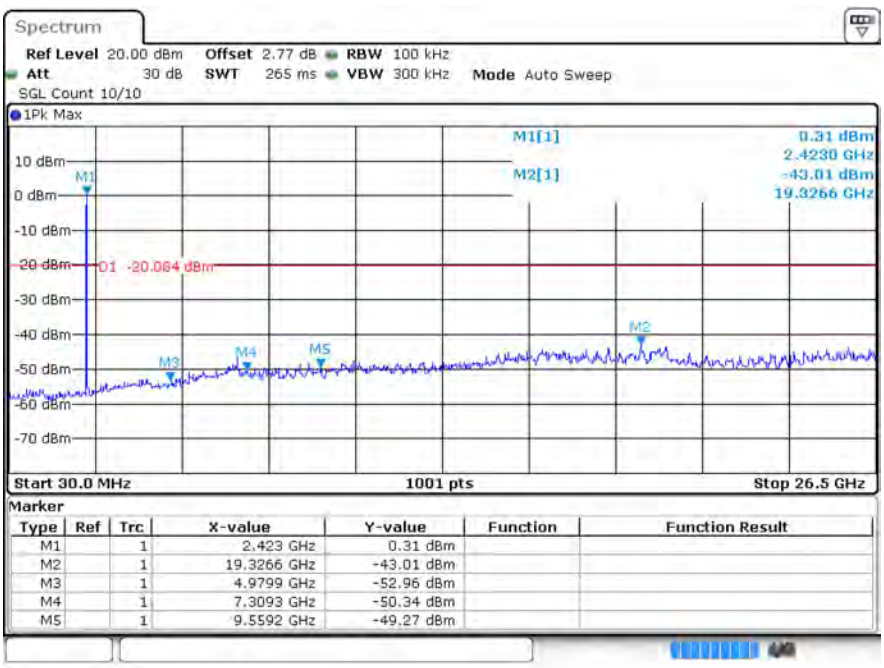

Marker

Type	Ref	Trc	X-value	Y-value	Function	Function Result
M1		1	2.423 GHz	0.31 dBm		
M2		1	19.3266 GHz	-43.01 dBm		
M3		1	4.9799 GHz	-52.96 dBm		
M4		1	7.3093 GHz	-50.34 dBm		
M5		1	9.5592 GHz	-49.27 dBm		

b 2437MHz Ant1 Ref

b 2437MHz Ant1 Emission

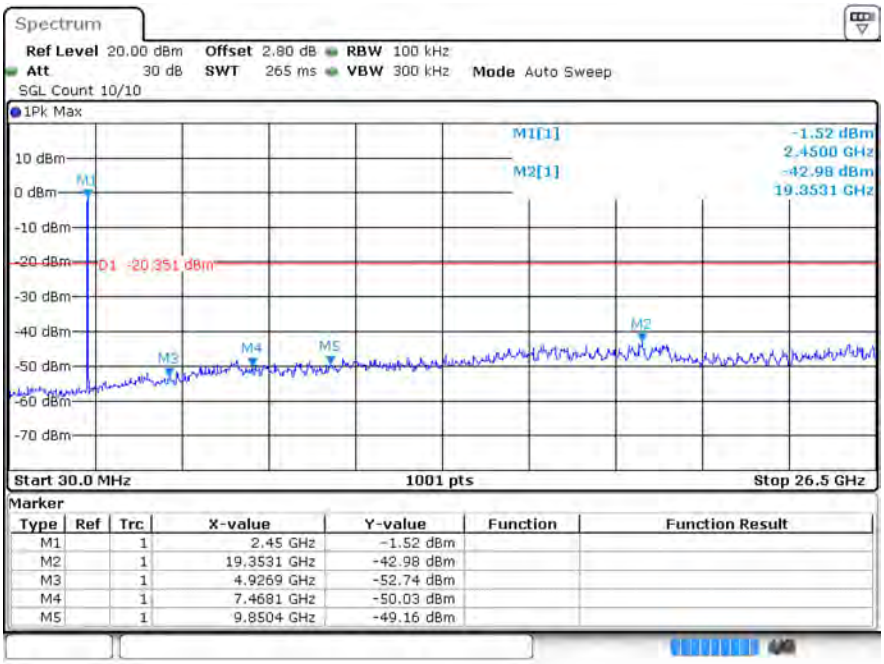

Marker

Type	Ref	Trc	X-value	Y-value	Function	Function Result
M1		1	2.45 GHz	-1.52 dBm		
M2		1	19.3531 GHz	-42.98 dBm		
M3		1	4.9269 GHz	-52.74 dBm		
M4		1	7.4681 GHz	-50.03 dBm		
M5		1	9.8504 GHz	-49.16 dBm		

b 2462MHz Ant1 Ref

b 2462MHz Ant1 Emission

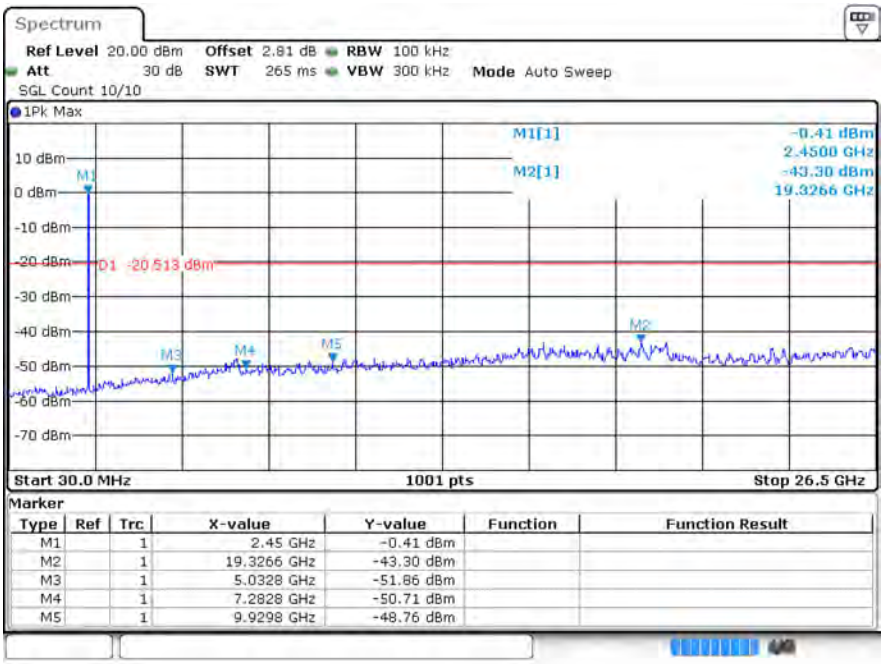

Marker

Type	Ref	Trc	X-value	Y-value	Function	Function Result
M1		1	2.45 GHz	-0.41 dBm		
M2		1	19.3266 GHz	-43.30 dBm		
M3		1	5.0328 GHz	-51.86 dBm		
M4		1	7.2828 GHz	-50.71 dBm		
M5		1	9.9298 GHz	-48.76 dBm		

g 2412MHz Ant1 Ref

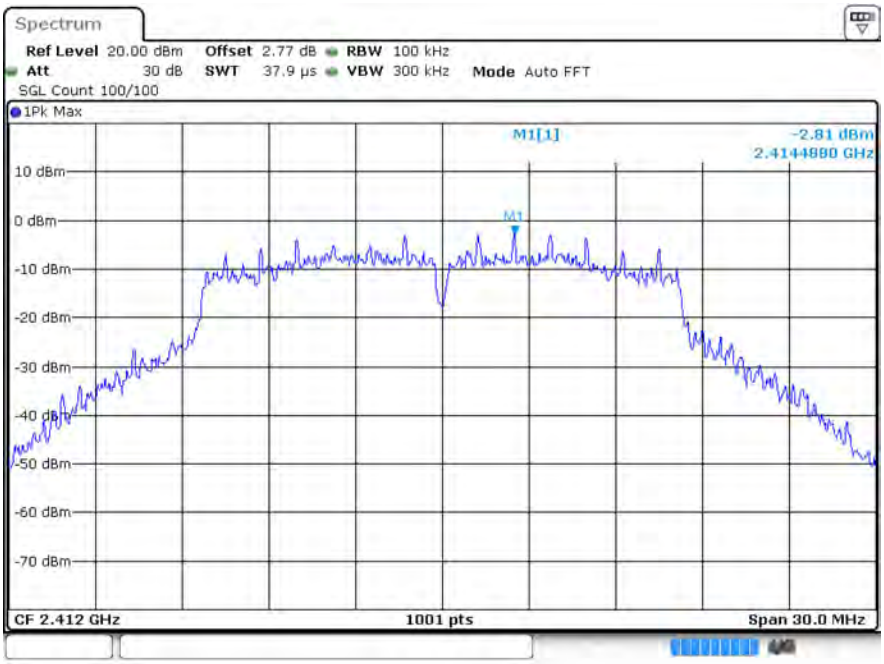

g 2412MHz Ant1 Emission

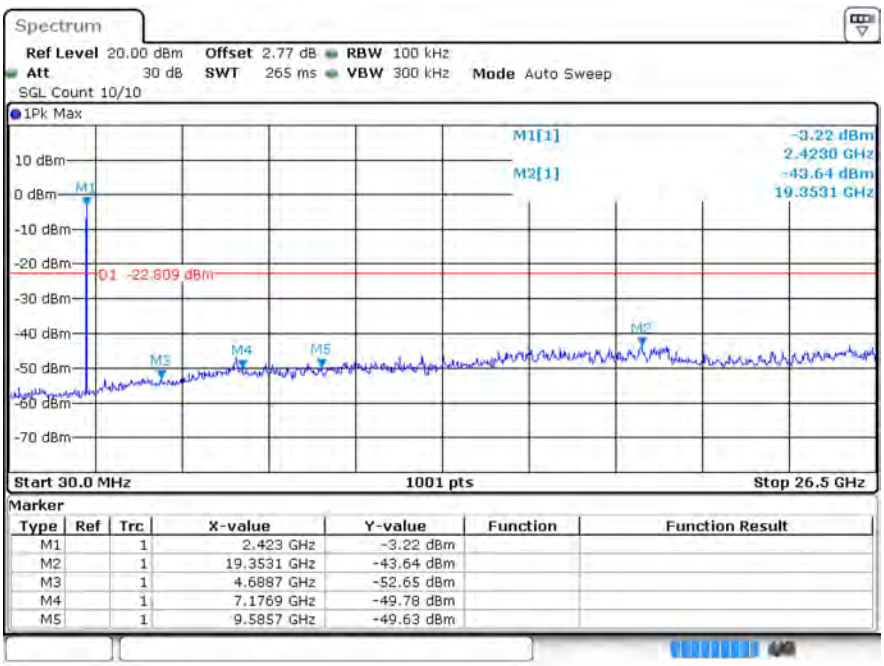

Marker

Type	Ref	Trc	X-value	Y-value	Function	Function Result
M1		1	2.423 GHz	-3.22 dBm		
M2		1	19.3531 GHz	-43.64 dBm		
M3		1	4.6887 GHz	-52.65 dBm		
M4		1	7.1769 GHz	-49.78 dBm		
M5		1	9.5857 GHz	-49.63 dBm		

g 2437MHz Ant1 Ref

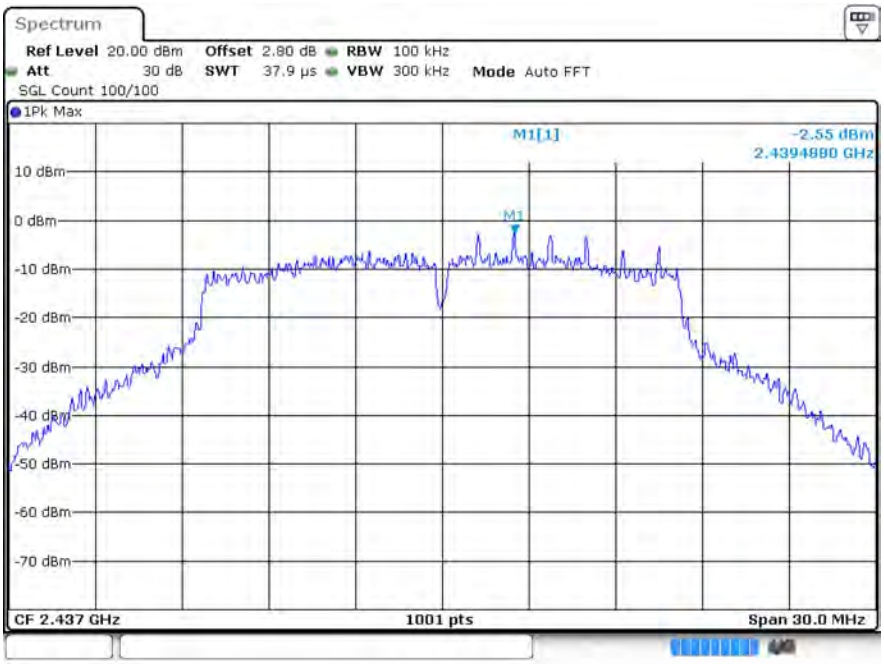

g 2437MHz Ant1 Emission

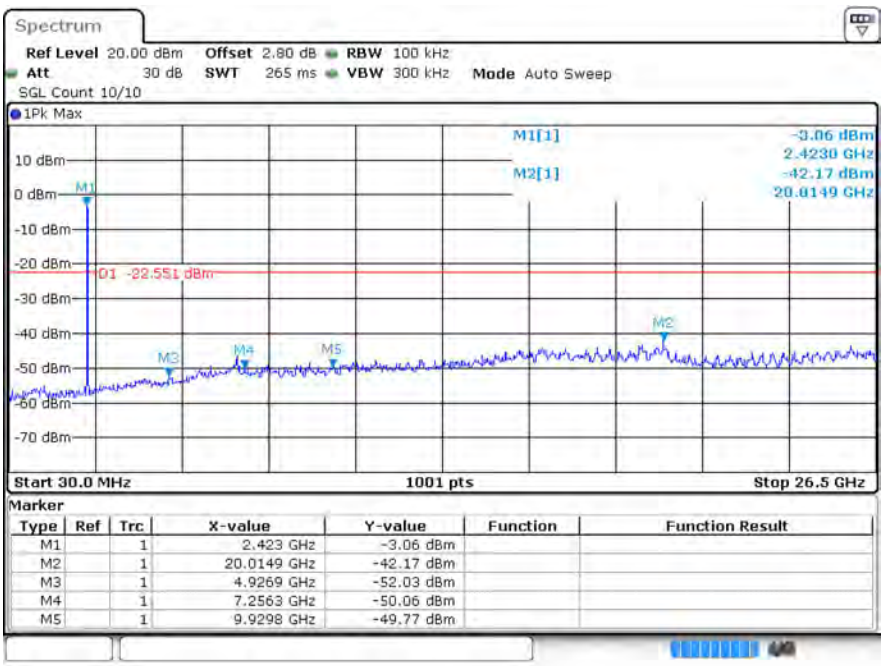

Marker

Type	Ref	Trc	X-value	Y-value	Function	Function Result
M1		1	2.423 GHz	-3.06 dBm		
M2		1	20.0149 GHz	-42.17 dBm		
M3		1	4.9269 GHz	-52.03 dBm		
M4		1	7.2563 GHz	-50.06 dBm		
M5		1	9.9298 GHz	-49.77 dBm		

g 2462MHz Ant1 Ref

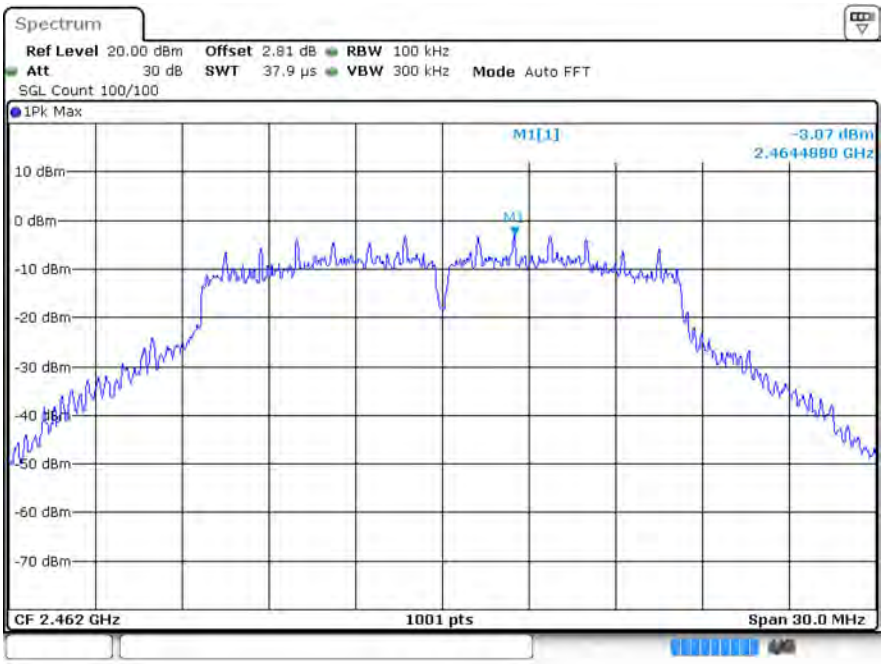

g 2462MHz Ant1 Emission

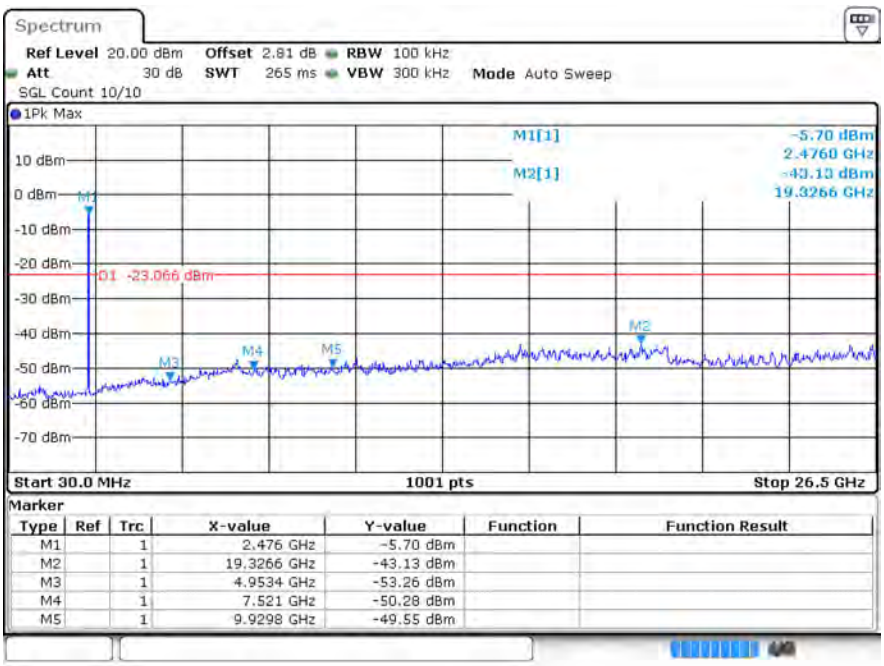

Marker

Type	Ref	Trc	X-value	Y-value	Function	Function Result
M1		1	2.476 GHz	-5.70 dBm		
M2		1	19.3266 GHz	-43.13 dBm		
M3		1	4.9534 GHz	-53.26 dBm		
M4		1	7.521 GHz	-50.28 dBm		
M5		1	9.9298 GHz	-49.55 dBm		

n20 2412MHz Ant1 Ref

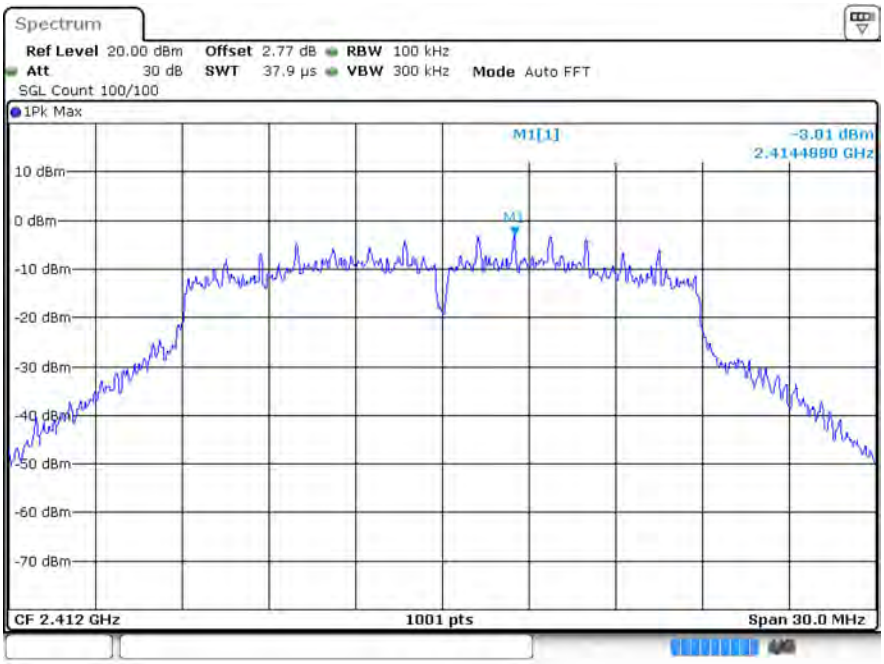

n20 2412MHz Ant1 Emission

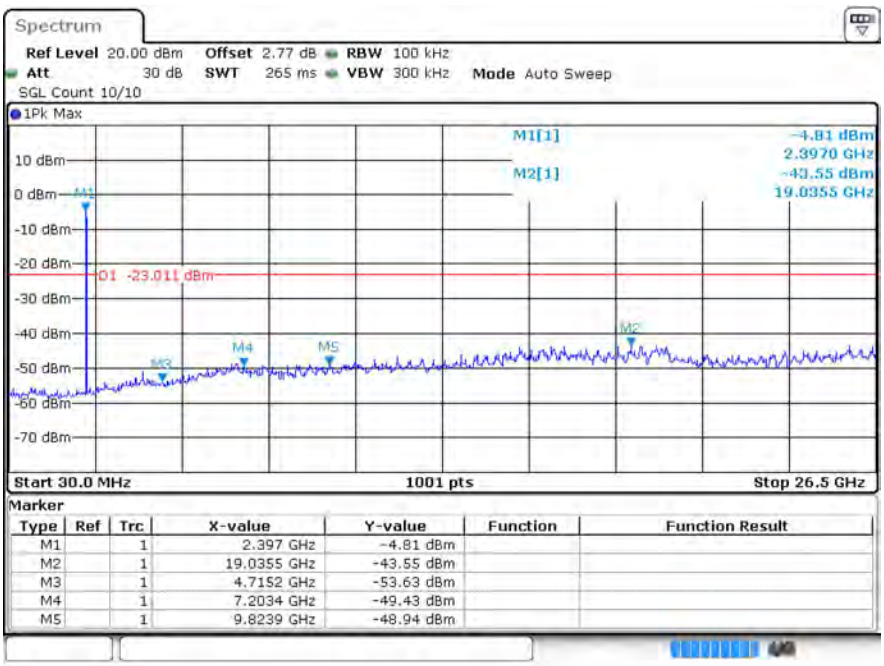

n20 2437MHz Ant1 Ref

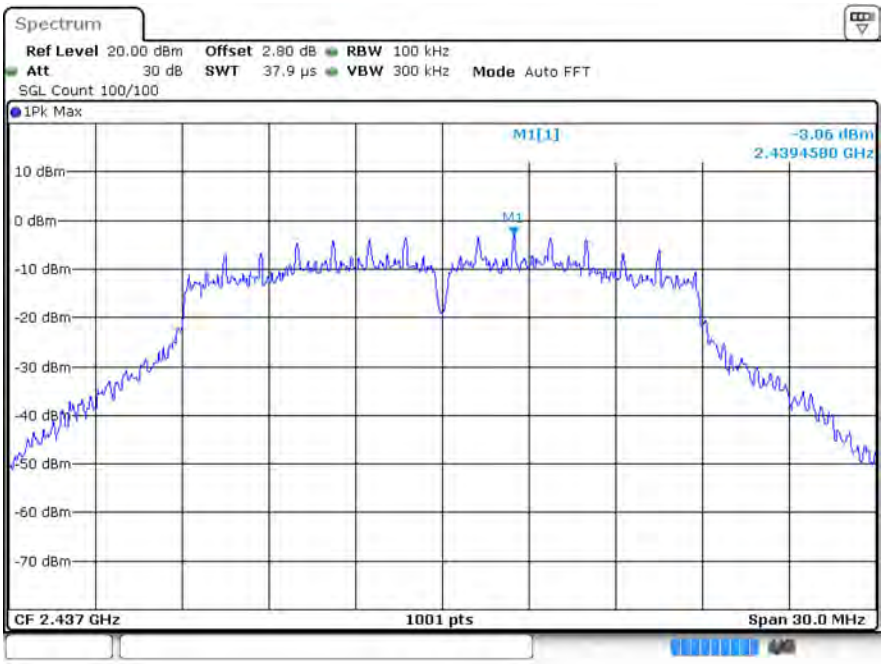

n20 2437MHz Ant1 Emission

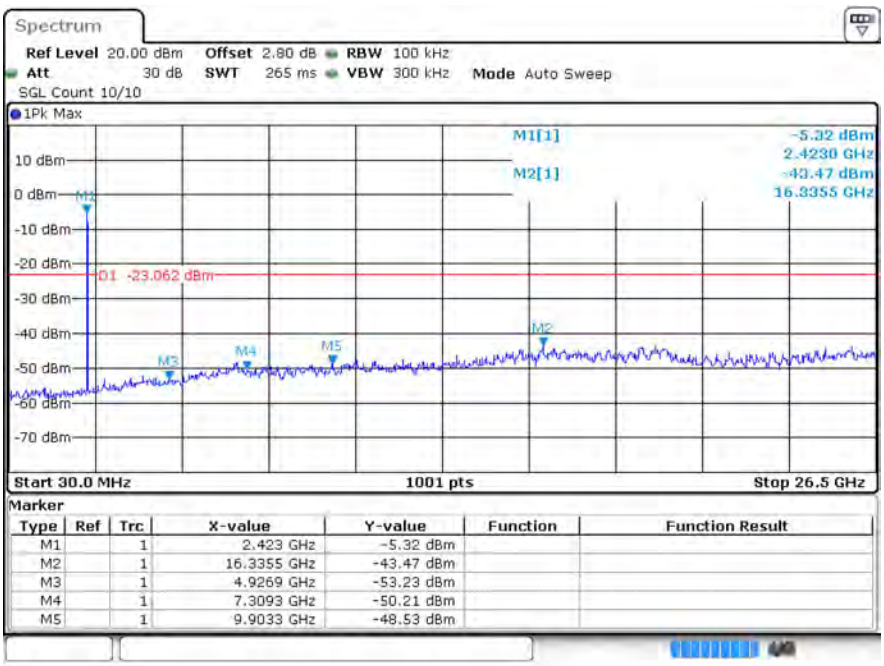

Marker

Type	Ref	Trc	X-value	Y-value	Function	Function Result
M1		1	2.423 GHz	-5.32 dBm		
M2		1	16.3355 GHz	-43.47 dBm		
M3		1	4.9269 GHz	-53.23 dBm		
M4		1	7.3093 GHz	-50.21 dBm		
M5		1	9.9033 GHz	-48.53 dBm		

n20 2462MHz Ant1 Ref

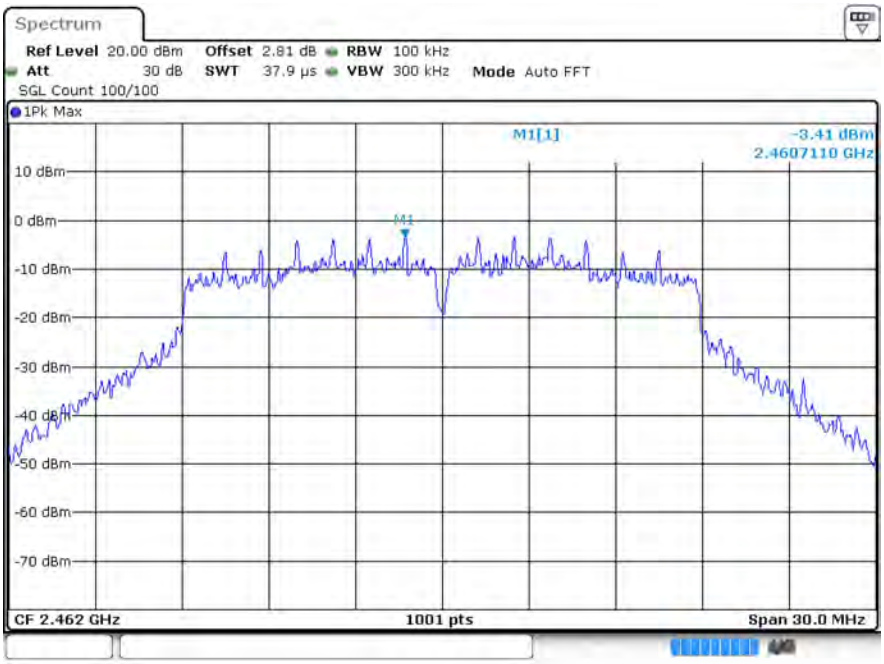

n20 2462MHz Ant1 Emission

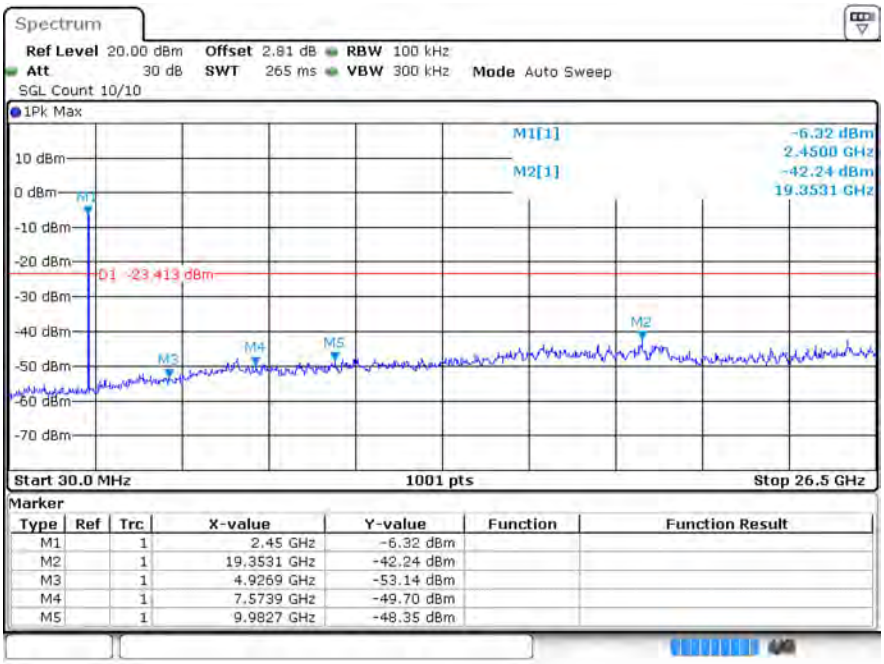

Marker

Type	Ref	Trc	X-value	Y-value	Function	Function Result
M1		1	2.45 GHz	-6.32 dBm		
M2		1	19.3531 GHz	-42.24 dBm		
M3		1	4.9269 GHz	-53.14 dBm		
M4		1	7.5739 GHz	-49.70 dBm		
M5		1	9.9827 GHz	-48.35 dBm		

n40 2422MHz Ant1 Ref

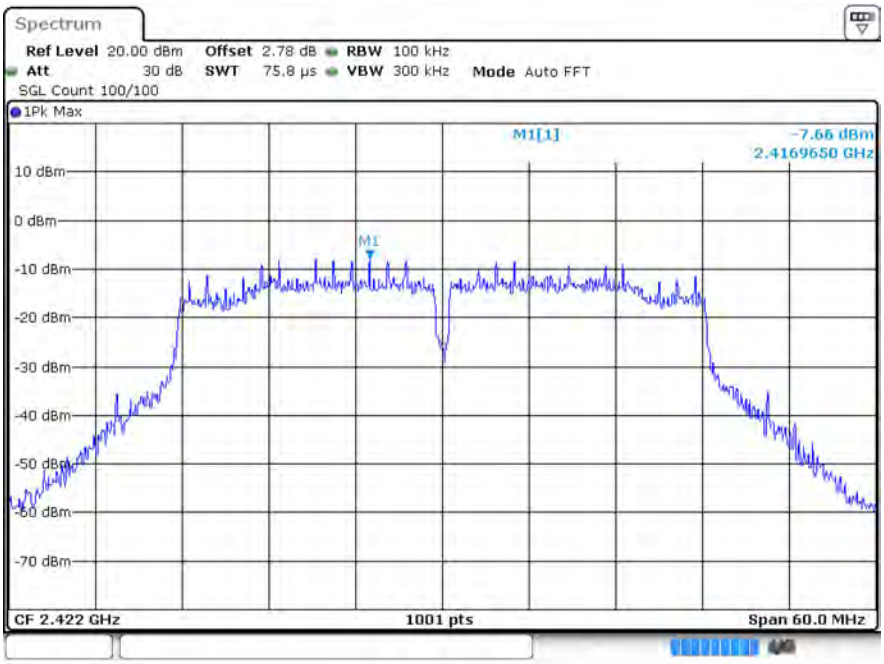

n40 2422MHz Ant1 Emission

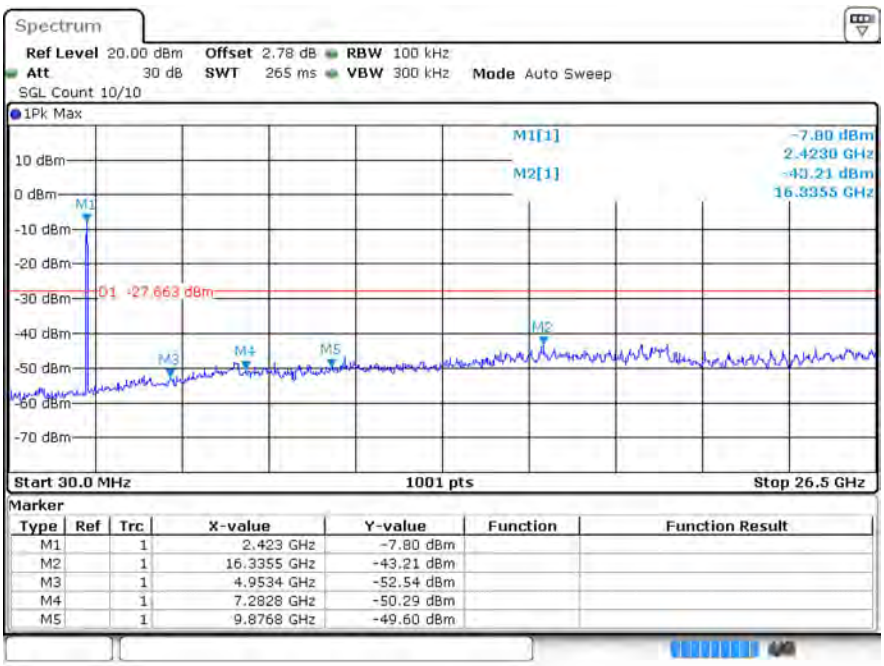

Marker

Type	Ref	Trc	X-value	Y-value	Function	Function Result
M1		1	2.423 GHz	-7.80 dBm		
M2		1	16.3355 GHz	-43.21 dBm		
M3		1	4.9534 GHz	-52.54 dBm		
M4		1	7.2828 GHz	-50.29 dBm		
M5		1	9.8768 GHz	-49.60 dBm		

n40 2437MHz Ant1 Ref

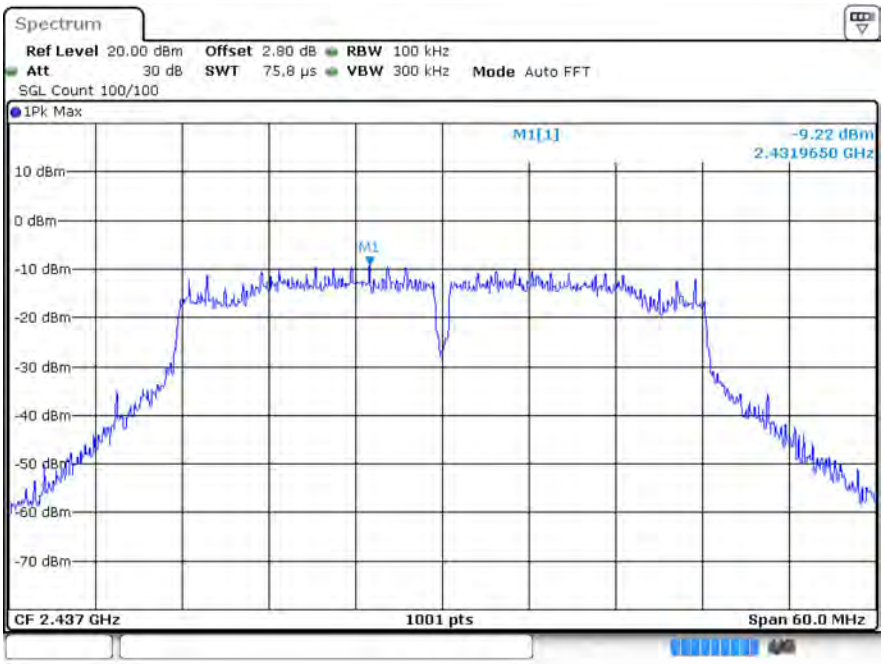

n40 2437MHz Ant1 Emission

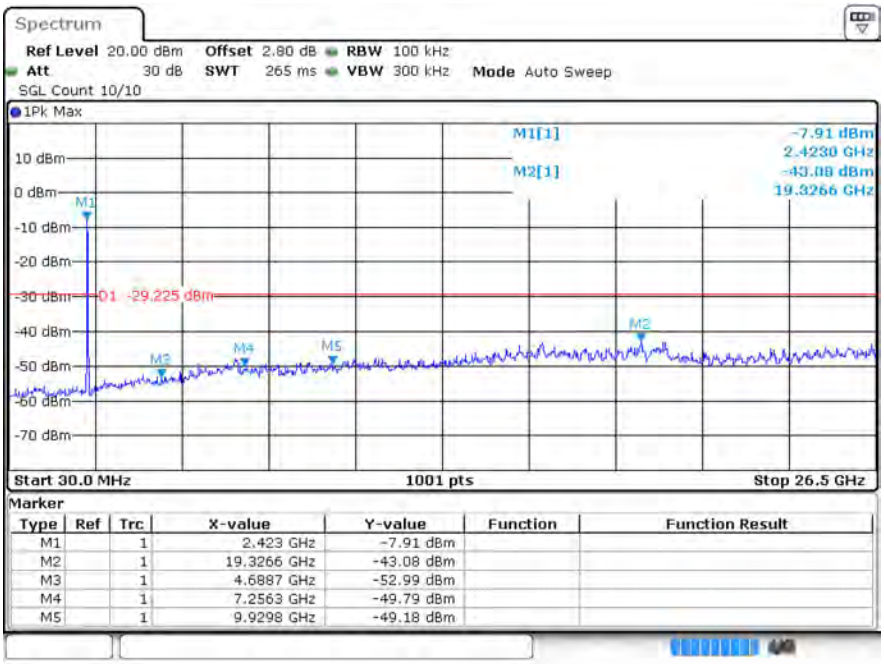

Marker

Type	Ref	Trc	X-value	Y-value	Function	Function Result
M1		1	2.423 GHz	-7.91 dBm		
M2		1	19.3266 GHz	-43.08 dBm		
M3		1	4.6887 GHz	-52.99 dBm		
M4		1	7.2563 GHz	-49.79 dBm		
M5		1	9.9298 GHz	-49.18 dBm		

n40 2452MHz Ant1 Ref

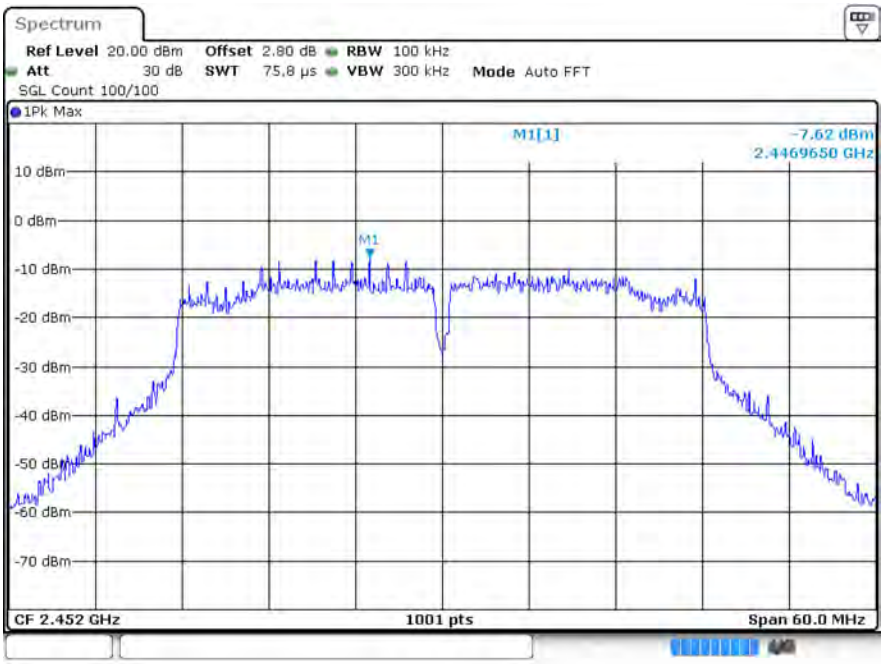

n40 2452MHz Ant1 Emission

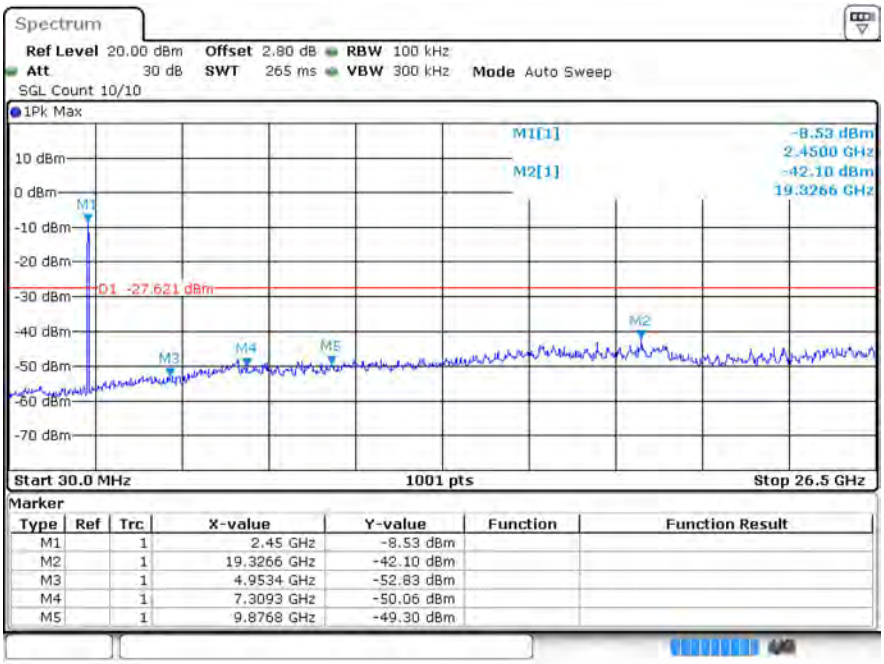

Marker

Type	Ref	Trc	X-value	Y-value	Function	Function Result
M1		1	2.45 GHz	-8.53 dBm		
M2		1	19.3266 GHz	-42.10 dBm		
M3		1	4.9534 GHz	-52.83 dBm		
M4		1	7.3093 GHz	-50.06 dBm		
M5		1	9.8768 GHz	-49.30 dBm		

7 Restrict Band

7.1 Test Result

Mode	Frequency (MHz)	Antenna	Spur Freq (MHz)	Power (dBm)	Gain (dBi)	Duty Factor	E (dBuV/m)	Detector	Limit (dBuV/m)	Verdict
b	2412	Ant1	2310	-49.98	3.38	-	48.66	Peak	74	Pass
b	2412	Ant1	2310	-56.84	3.38	0	41.8	Average	54	Pass
b	2412	Ant1	2373.765	-46.79	3.38	-	51.85	Peak	74	Pass
b	2412	Ant1	2385.465	-54.52	3.38	0	44.12	Average	54	Pass
b	2412	Ant1	2390	-48.09	3.38	-	50.55	Peak	74	Pass
b	2412	Ant1	2390	-56.16	3.38	0	42.48	Average	54	Pass
b	2462	Ant1	2483.5	-48.67	3.38	-	49.97	Peak	74	Pass
b	2462	Ant1	2483.5	-55.41	3.38	0	43.23	Average	54	Pass
b	2462	Ant1	2485.584	-47.01	3.38	-	51.63	Peak	74	Pass
b	2462	Ant1	2488.764	-55.14	3.38	0	43.5	Average	54	Pass
b	2462	Ant1	2500	-49.17	3.38	-	49.47	Peak	74	Pass
b	2462	Ant1	2500	-56.36	3.38	0	42.28	Average	54	Pass
g	2412	Ant1	2310	-49.43	3.38	-	49.21	Peak	74	Pass
g	2412	Ant1	2310	-57.14	3.38	0.61	42.11	Average	54	Pass
g	2412	Ant1	2343.462	-46.46	3.38	-	52.18	Peak	74	Pass
g	2412	Ant1	2338.08	-54.6	3.38	0.61	44.65	Average	54	Pass
g	2412	Ant1	2390	-49.91	3.38	-	50.55	Peak	74	Pass
g	2412	Ant1	2390	-57.14	3.38	0.61	42.11	Average	54	Pass
g	2462	Ant1	2483.5	-50.11	3.38	-	48.53	Peak	74	Pass
g	2462	Ant1	2483.5	-56.72	3.38	0.61	42.53	Average	54	Pass
g	2462	Ant1	2485.584	-47.39	3.38	-	51.25	Peak	74	Pass
g	2462	Ant1	2491.891	-55.36	3.38	0.61	43.89	Average	54	Pass
g	2462	Ant1	2500	-49.99	3.38	-	49.47	Peak	74	Pass
g	2462	Ant1	2500	-56.35	3.38	0.61	42.9	Average	54	Pass
n20	2412	Ant1	2310	-51.03	3.38	-	47.61	Peak	74	Pass
n20	2412	Ant1	2310	-56.12	3.38	0.58	43.1	Average	54	Pass
n20	2412	Ant1	2341.941	-45.38	3.38	-	53.26	Peak	74	Pass
n20	2412	Ant1	2339.835	-54.65	3.38	0.58	44.57	Average	54	Pass
n20	2412	Ant1	2390	-47.42	3.38	-	51.22	Peak	74	Pass
n20	2412	Ant1	2390	-56.4	3.38	0.58	42.82	Average	54	Pass
n20	2462	Ant1	2483.5	-51.09	3.38	-	47.55	Peak	74	Pass
n20	2462	Ant1	2483.5	-56.54	3.38	0.58	42.68	Average	54	Pass
n20	2462	Ant1	2488.234	-47.38	3.38	-	51.26	Peak	74	Pass
n20	2462	Ant1	2486.379	-55.59	3.38	0.58	43.63	Average	54	Pass

n20	2462	Ant1	2500	-47.71	3.38	-	50.93	Peak	74	Pass
n20	2462	Ant1	2500	-55.6	3.38	0.58	43.62	Average	54	Pass
n40	2422	Ant1	2310	-51.37	3.38	-	47.27	Peak	74	Pass
n40	2422	Ant1	2310	-56.15	3.38	0.55	43.04	Average	54	Pass
n40	2422	Ant1	2338.968	-44.59	3.38	-	54.05	Peak	74	Pass
n40	2422	Ant1	2341.95	-54.57	3.38	0.55	44.62	Average	54	Pass
n40	2422	Ant1	2390	-49.81	3.38	-	48.83	Peak	74	Pass
n40	2422	Ant1	2390	-56.12	3.38	0.55	43.07	Average	54	Pass
n40	2452	Ant1	2483.5	-48.93	3.38	-	49.71	Peak	74	Pass
n40	2452	Ant1	2483.5	-55.45	3.38	0.55	43.74	Average	54	Pass
n40	2452	Ant1	2499.142	-46.58	3.38	-	52.06	Peak	74	Pass
n40	2452	Ant1	2483.776	-55.35	3.38	0.55	43.84	Average	54	Pass
n40	2452	Ant1	2500	-49.9	3.38	-	48.74	Peak	74	Pass
n40	2452	Ant1	2500	-55.54	3.38	0.55	43.65	Average	54	Pass

7.2 Test Graphs

Test Graphs

b 2412MHz Ant1 Peak

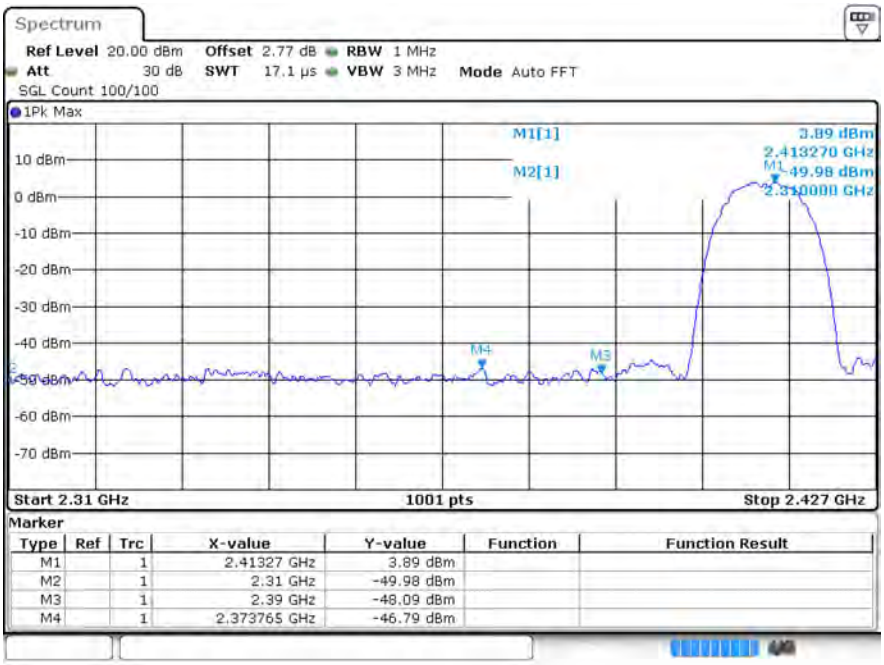

b 2412MHz Ant1 Average

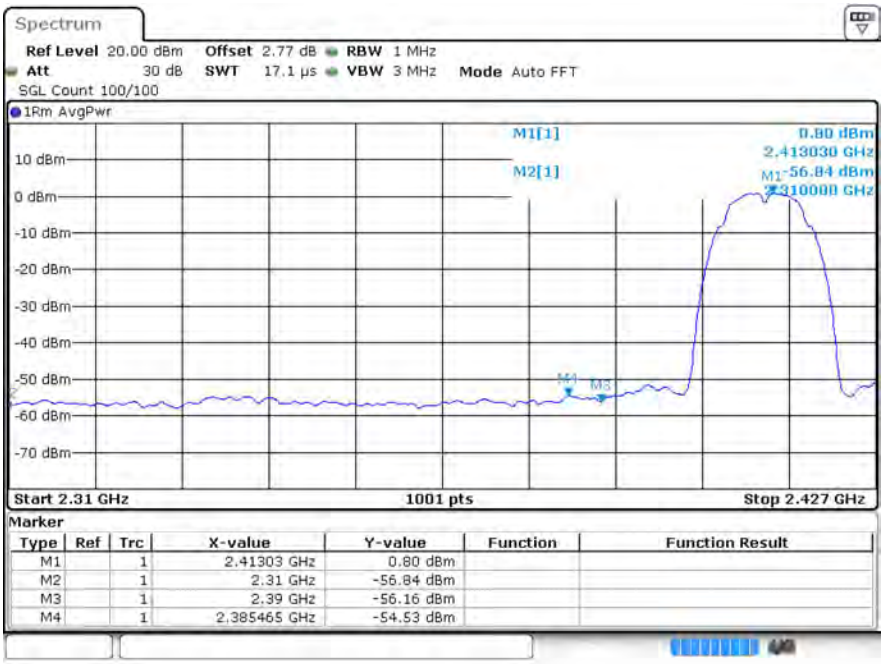

b 2462MHz Ant1 Peak

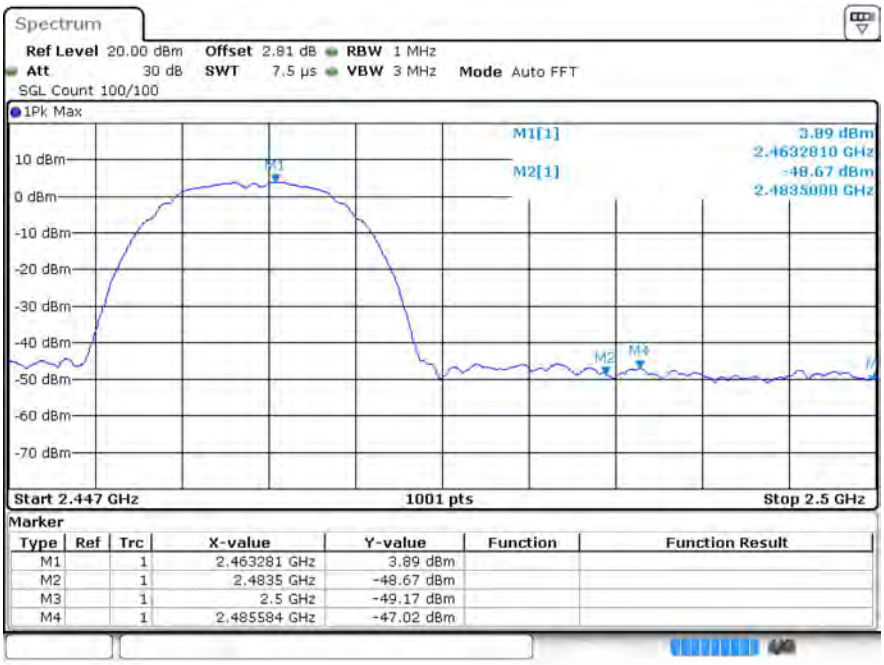

b 2462MHz Ant1 Average

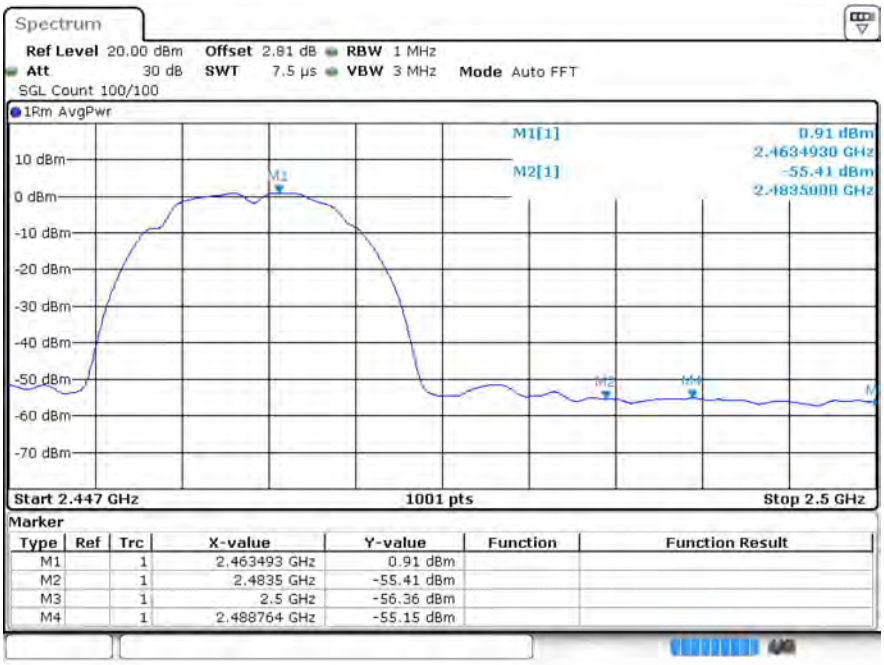

g 2412MHz Ant1 Peak

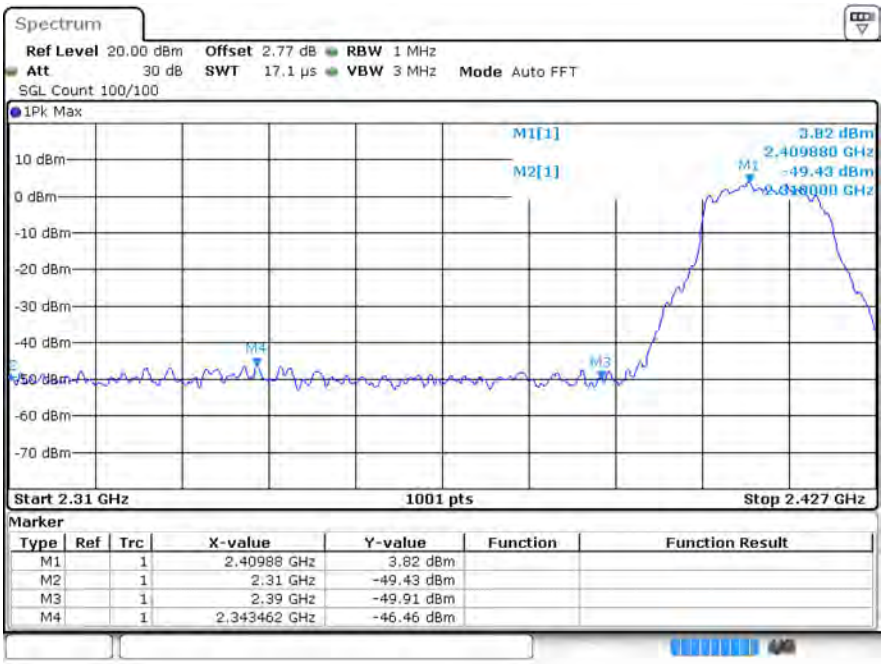

g 2412MHz Ant1 Average

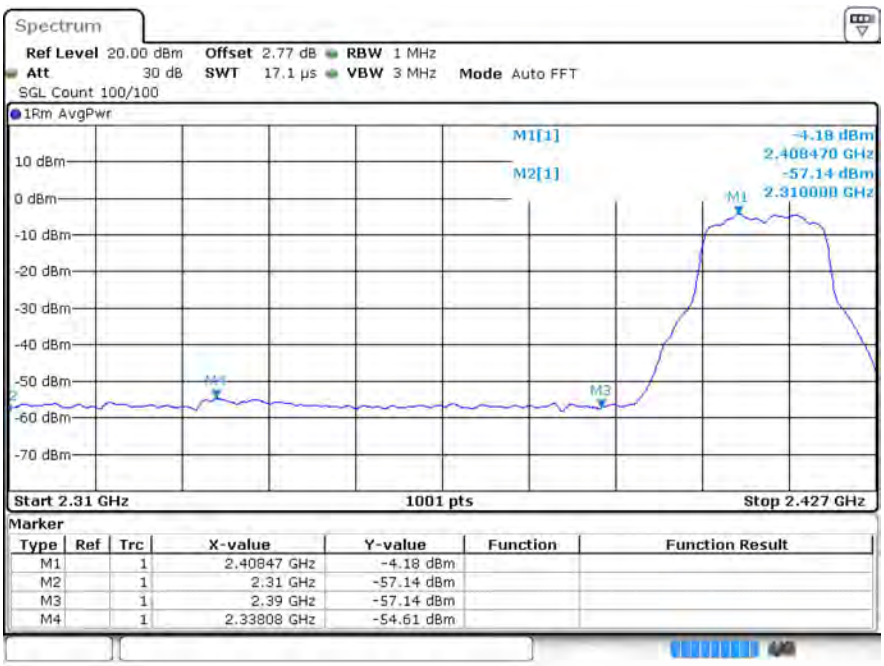

g 2462MHz Ant1 Peak

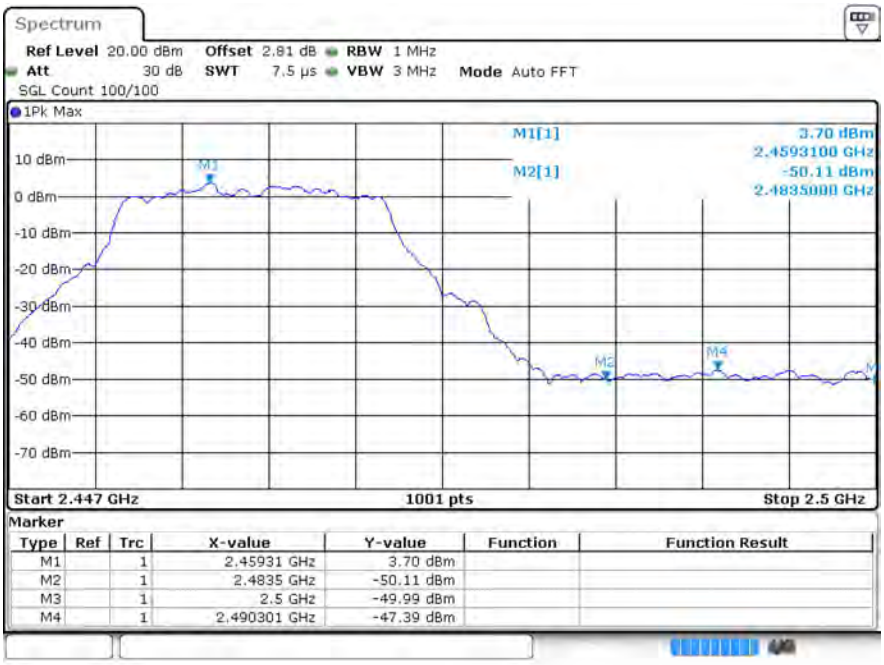

g 2462MHz Ant1 Average

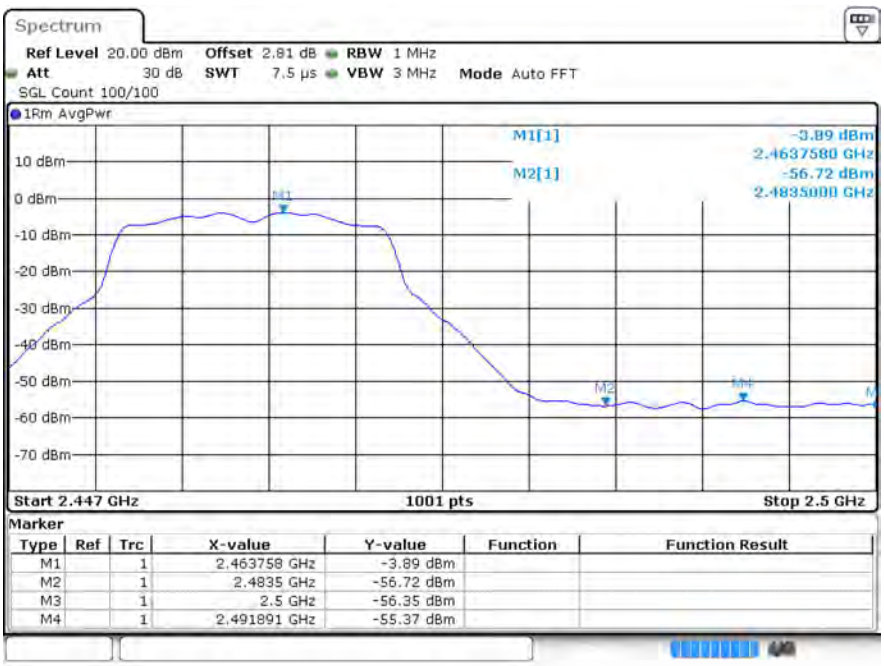

n20 2412MHz Ant1 Peak

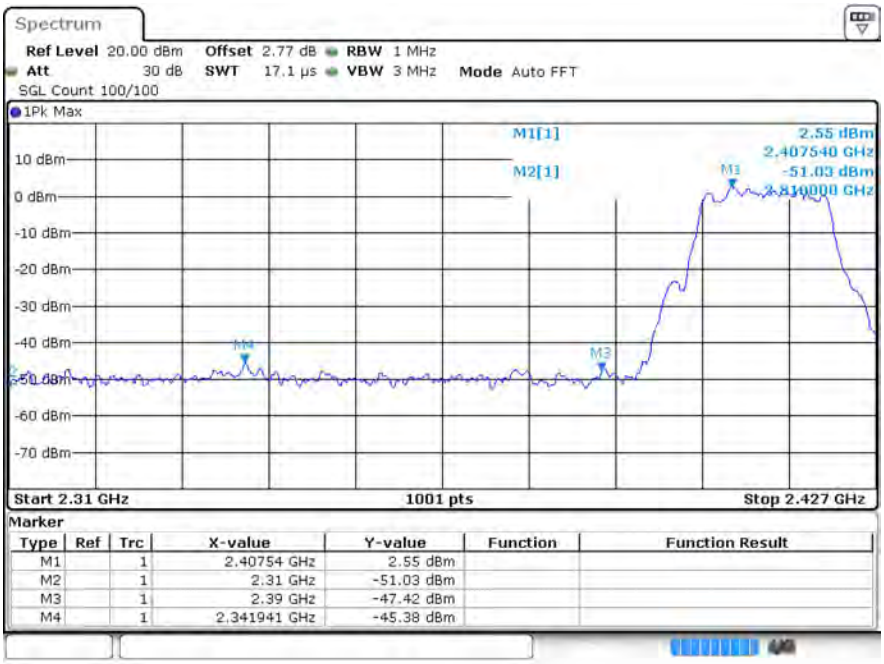

n20 2412MHz Ant1 Average

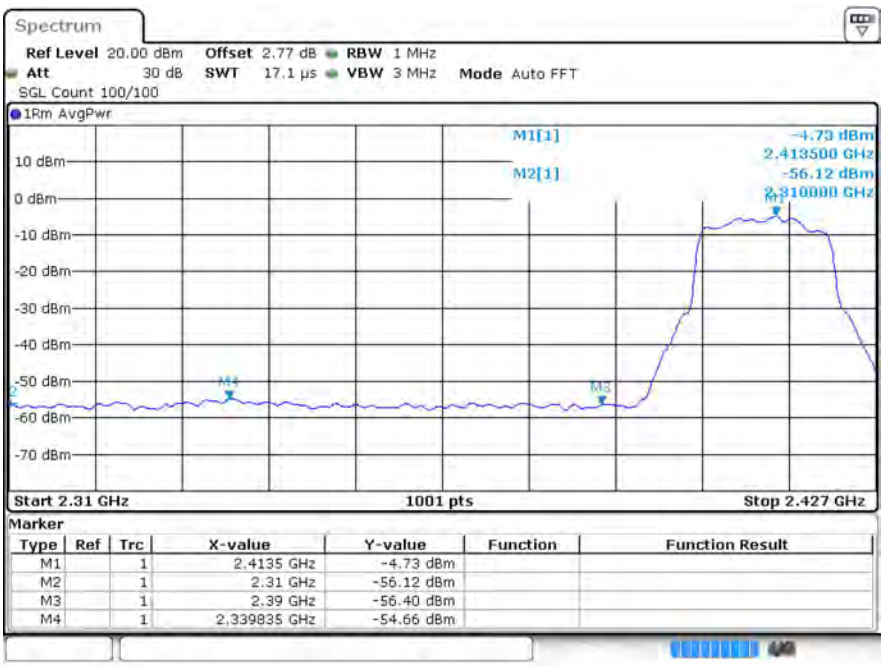

n20 2462MHz Ant1 Peak

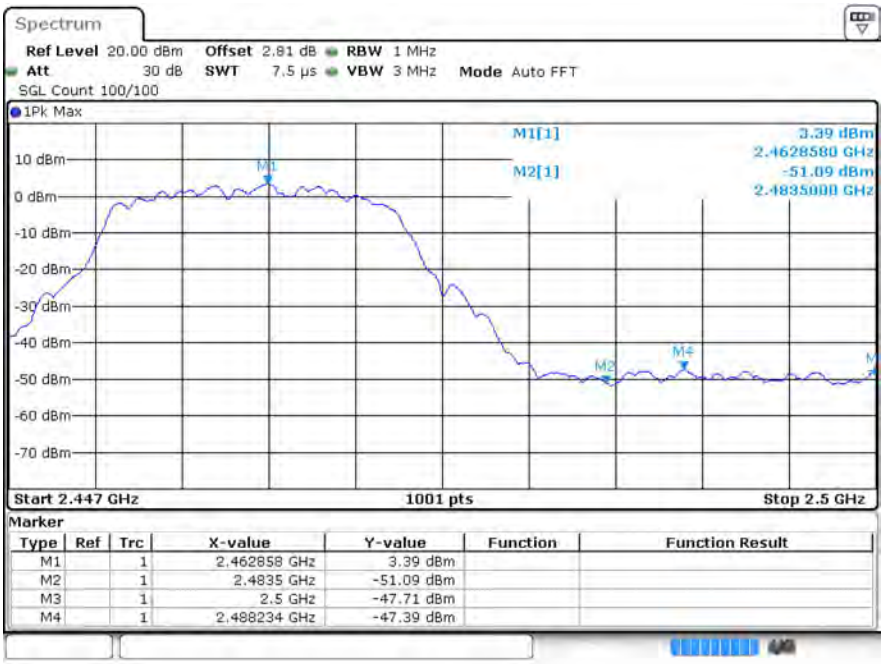

n20 2462MHz Ant1 Average

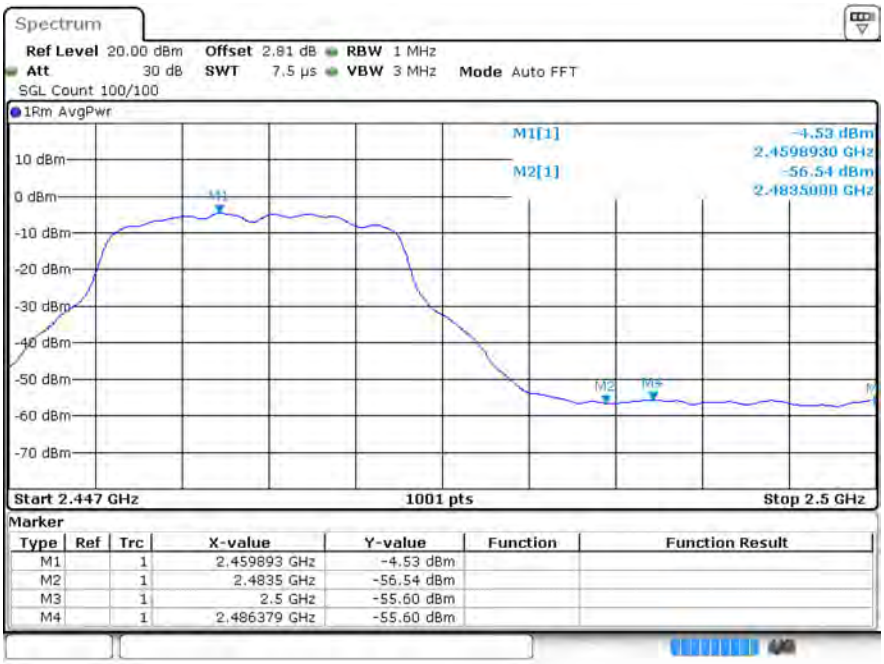

n40 2422MHz Ant1 Peak

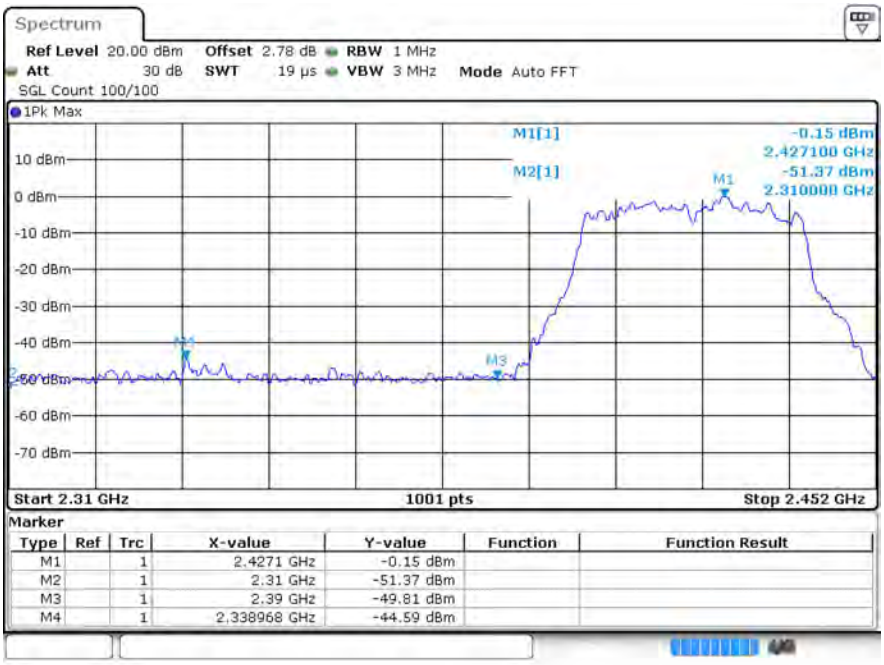

n40 2422MHz Ant1 Average

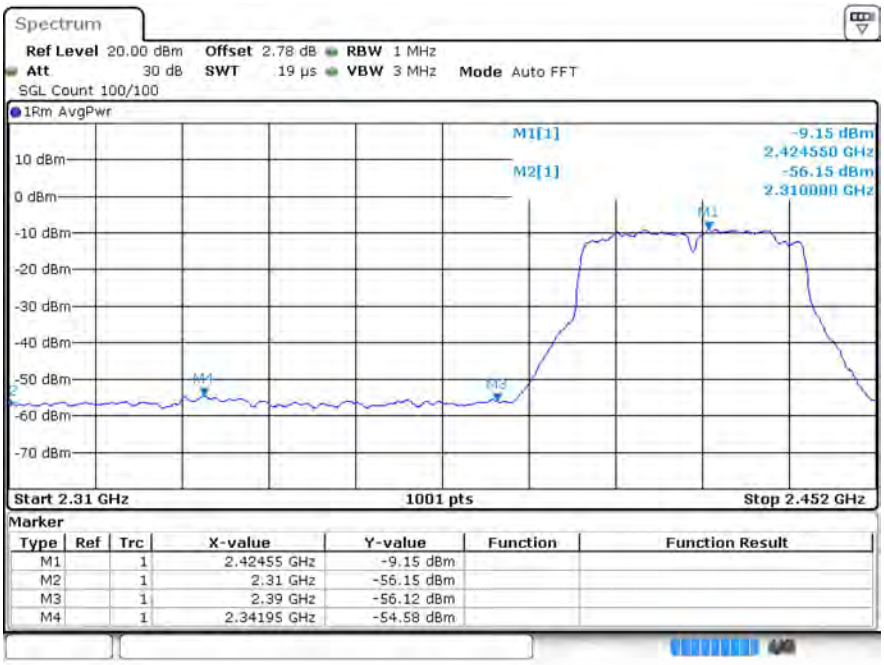

n40 2452MHz Ant1 Peak

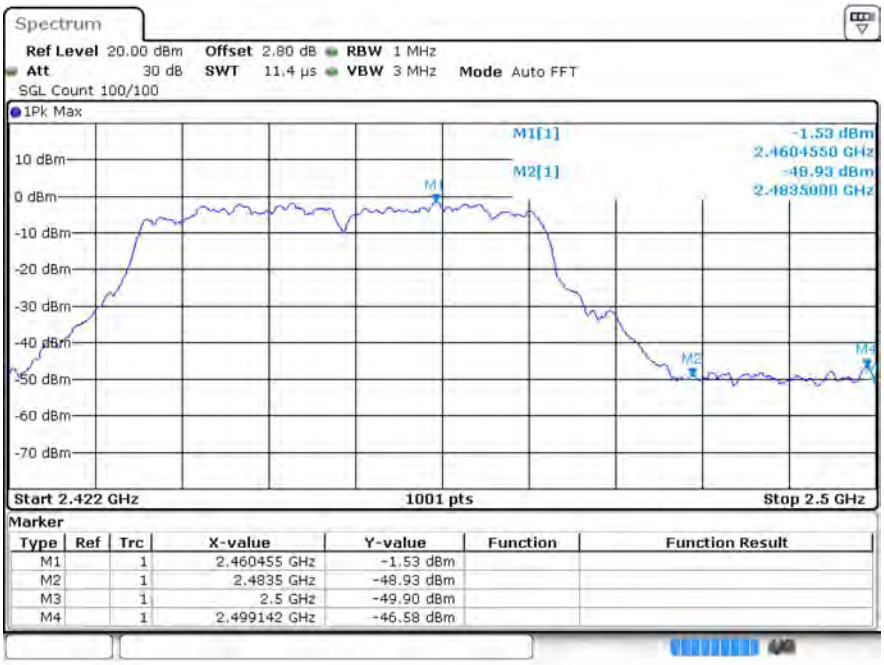

n40 2452MHz Ant1 Average

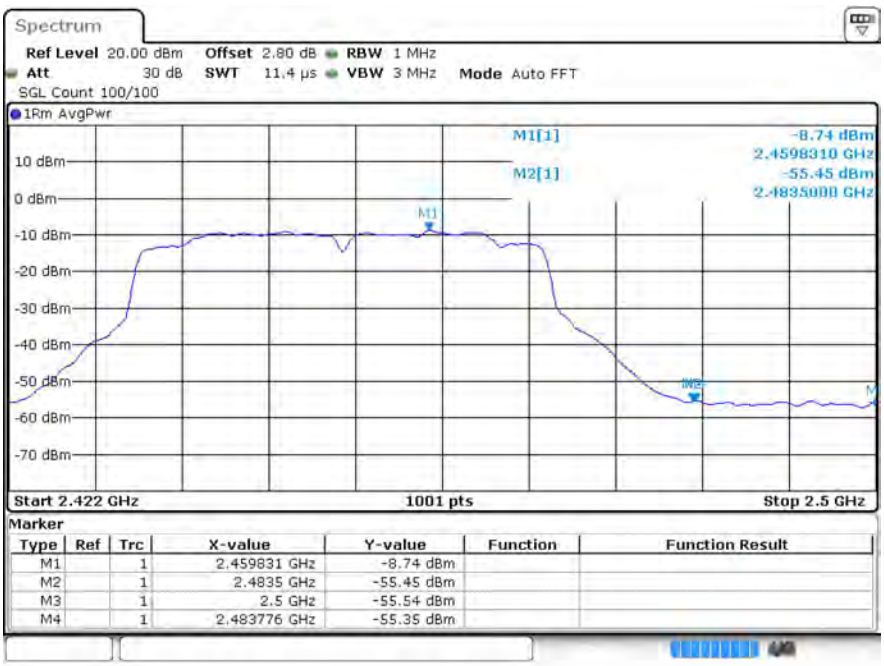

---The End---