SJH33

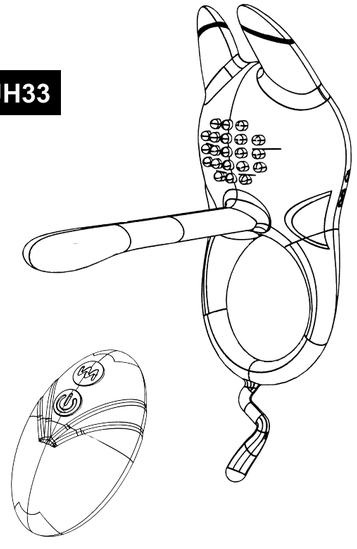

User's manual

KEEP THE PRODUCT AWAY FROM CHILDREN !

Model	SJH33-YK	Working time	About 1 hour
Materials	ABS+Silicone	Charging time	About 2 hours
Charging method	DC charging		
Modes	10 vibration modes		
Package	Penis ring x 1, cable x 1, user manual x 1		

⚠ **It's best to use it with water-based lubes**

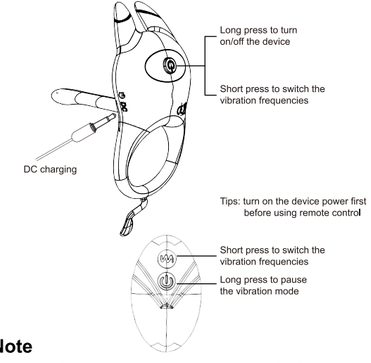

Note

1. The product is in safe mode while charging and can not be turned on.
2. The product can be rinsed with water, but do not soak it in water for long time.
3. Store it in a cool and dry place out of direct sunlight.

Manuel d'utilisation

GARDEZ LE PRODUIT HORS DE PORTÉE DES ENFANTS !

Modèle	SJH33-YK	Temps de travail	Environ 1 heure
Matériaux	ABS + silicone	Temps de charge	Environ 2 heures
Méthode de charge	charge CC		
Modes	10 modes de vibration		
Forfait	1 anneau pénien, 1 câble, 1 manuel d'utilisation		

⚠ **Il est préférable de l'utiliser avec des lubrifiants à base d'eau**

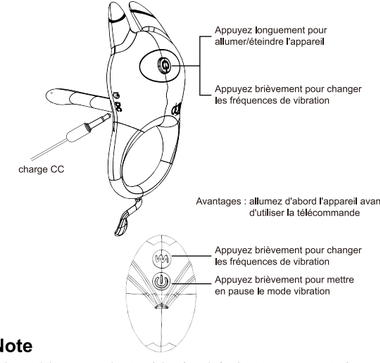

Note

1. Le produit est en mode sans échec lors de la charge et ne peut pas être activé.
2. Le produit peut être rincé à l'eau, mais ne le trempez pas dans l'eau pendant longtemps.
3. Conservez-le dans un endroit frais et sec à partir de la lumière directe du soleil.

Handbuch

HALTEN SIE DAS PRODUKT VON KINDERN FERN!

Modell	SJH33-YK	Arbeitszeit	Etwa 1 Stunden
Materialien	ABS + Silikon	Ladezeit	Etwa 2 Stunden
Lademethode	DC-Laden		
Modus	10 Vibrationsmodi		
Paket	Penisring x 1, Kabel x 1, Benutzerhandbuch x 1		

⚠ **Es ist am besten, es mit Schmierungen auf Wasserbasis zu verwenden**

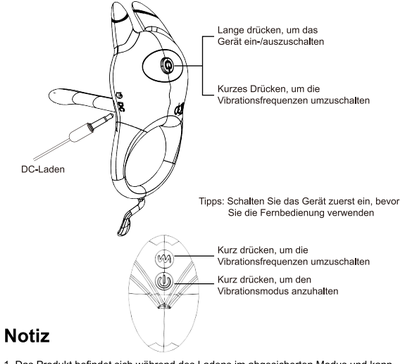

Notiz

1. Das Produkt befindet sich während des Ladens im abgesicherten Modus und kann nicht eingeschaltet werden.
2. Das Produkt kann mit Wasser gespült werden, aber es nicht lange in Wasser einweichen.
3. Bewahren Sie es aus direktem Sonnenlicht an einem kühlen und trockenen Ort auf.

Manuale d'uso

TENERE IL PRODOTTO LONTANO DALLA PORTATA DEI BAMBINI!

Modello	SJH33-YK	Orario di lavoro	Circa 1 ore
Materiali	ABS + silicone	Tempo di carica	Circa 2 ore
Metodo di ricarica	ricarica CC		
Modalità	10 modalità di vibrazione		
Pacchetto	anello per pene x 1, cavo x 1, manuale utente x 1		

⚠ **È meglio usarlo con lubrificanti a base d'acqua**

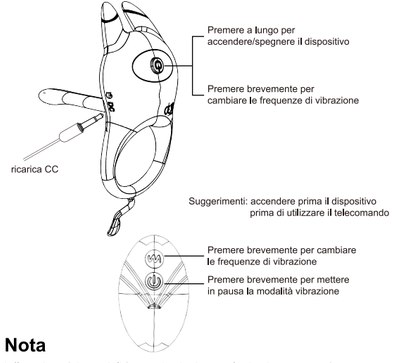

Nota

1. Il prodotto è in modalità provvisoria durante la ricarica e non può essere acceso.
2. Il prodotto può essere sciacquato con acqua, ma non immergerlo in acqua per molto tempo.
3. Conservalo in un luogo fresco e asciutto fuori dalla luce solare diretta.

用户说明书

禁止未成年人使用!

型号	SJH33-YK	工作时间	约1小时
材质	ABS+硅胶	充电时间	约2小时
充电方式	DC充电		
振动模式	10频震动模式		
包装	锁精环x1，充电线x1，说明书x1		

⚠ 最好将其与水基润滑油一起使用。

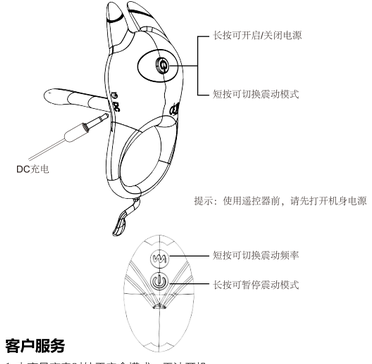

客户服务

1. 本产品充电时处于安全模式，无法开机。
2. 本产品可用水冲洗，但请勿长时间浸泡在水中。
3. 存放在阴凉干燥处，避免阳光直射。

Manual de usuario

¡MANTENGA EL PRODUCTO FUERA DEL ALCANCE DE LOS NIÑOS!

Modelo	SJH33-YK	Tiempo de trabajo	Alrededor de 1 hora
Materiales	ABS+Silicona	Tiempo de carga	Alrededor de 2 horas
Metodo di ricarica	carga de CC		
Modo	10 modos de vibración		
Paquete	anillo para el pene x 1, cable x 1, manual de usuario x 1		

⚠ **Es mejor usarlo con lubricantes a base de agua**

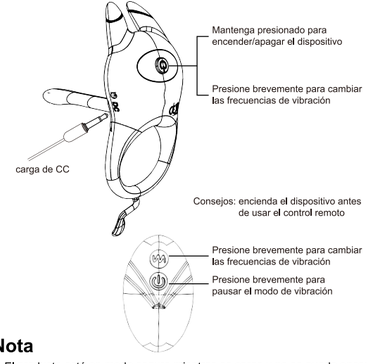

Nota

1. El producto está en modo seguro mientras se carga y no se puede encender.
2. El producto puede enjuagarse con agua, pero no lo remoje en agua durante mucho tiempo.
3. Gócalo en un lugar fresco y seco de la luz solar directa.

Руководство пользователя

БЕРЕГИТЕ ПРОДУКТ ОТ ДЕТЕЙ!

Модель	SJH33-YK	Рабочее время	Около 1 часов
Материалы	АБС+силикон	Время зарядки	Около 2 часов
Способ зарядки	зарядка постоянным током		
Режим	10 режимов вибрации		
Упаковка	кольцо для пениса x 1, кабель x 1, руководство пользователя x 1		

⚠ **Лучше всего использовать его с помощью смазков на водной основе**

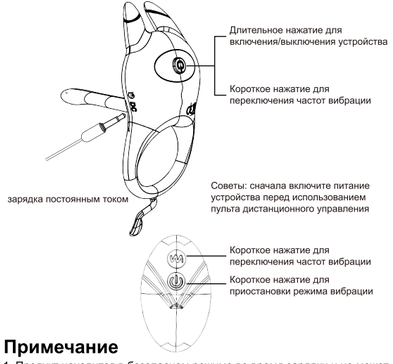

Примечание

1. Продукт находится в безопасном режиме во время зарядки и не может быть включен.
2. Продукт можно промыть водой, но не замочите его в воде долгое время.
3. Храните его в прохладном и сухом месте.

Manual do usuário

MANTENHA O PRODUTO LONGE DAS CRIANÇAS!

Modelo	SJH33-YK	Tempo de trabalho	Cerca de 1 hora
Materiais	ABS + Silicone	Tempo de carregamento	Cerca de 2 horas
Método de carregamento	carregamento DC		
Modo	10 modos de vibração		
Pacote	anel peniano x 1, cabo x 1, manual do utilizador x 1		

⚠ **É melhor usá-lo com lubas à base de água**

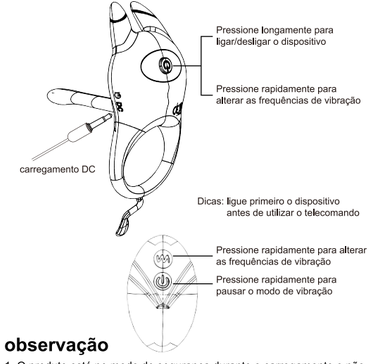

observação

1. O produto está no modo de segurança durante o carregamento e não pode ser ativado.
2. O produto pode ser enxaguado com água, mas não a mergulhe na água por muito tempo.
3. Armazene -o em um local frio e seco fora da luz solar direta.

사용 설명서

어린이의 손이 닿지 않는 곳에 제품을 보관하십시오!

모델	SJH33-YK	근무 시간	약 1시간
재료	ABS+실리콘	충전 시간	약 2시간
충전 방법	DC 충전		
방법	10가지 진동 모드		
패키지	페니스 링 x 1, 케이블 x 1, 사용 설명서 x 1		

⚠ 수성 윤활유와 함께 사용하는 것이 가장 좋습니다

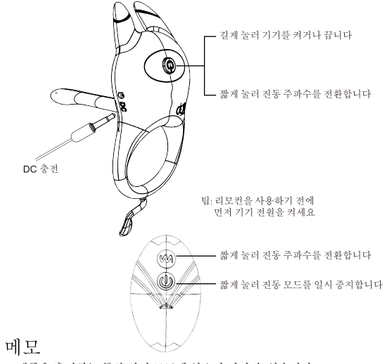

메모

1. 제품은 충전하는 동안 안전 모드에 있으며 켜질 수 없습니다.
2. 제품은 물로 행구 수 있지만 오랫동안 물에 담그지 마십시오.
3. 직사광선에서 시원하고 건조한 곳에 보관하십시오.

ユーザーマニュアル

お子様の手の届かない場所に保管してください。

モデル	SJH33-YK	労働時間	約1時間
材料	ABS+シリコン	充電時間	約2時間
充電方法	DC充電		
モード	10種類の振動モード		
パッケージ	ペニスリング x1、ケーブル x1、ユーザーマニュアル x1		

⚠ 水ベースの潤滑油で使用するのが最善です

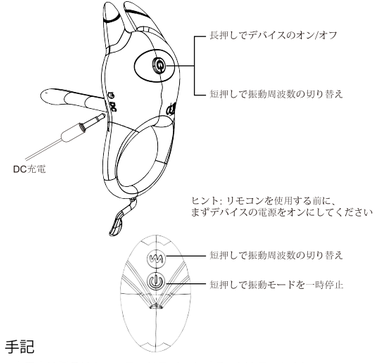

手記

1.充電中は製品はセーフモードで、オンにすることはできません。
2.製品は水ですすいですが、長い間水に浸さないでください。
3.直射日光から涼しく乾燥した場所に保管します。

This device complies with part 15 of the FCC Rules. Operation is subject to the following two conditions: (1) this device may not cause harmful interference, and (2) this device must accept any interference received, including interference that may cause undesired operation.
Any changes or modifications not expressly approved by the party responsible for compliance could void the user's authority to operate the equipment.
NOTE: This equipment has been tested and found to comply with the limits for a Class B digital device, pursuant to Part 15 of the FCC Rules. These limits are designed to provide reasonable protection against harmful interference in a residential installation. This equipment generates, uses and can radiate radio frequency energy and, if not installed and used in accordance with the instructions, may cause harmful interference to radio communications. However, there is no guarantee that interference will not occur in a particular installation.
If this equipment does cause harmful interference to radio or television reception,
which can be determined by turning the equipment off and on, the user is encouraged to try to correct the interference by one or more of the following measures:
-- Reorient or relocate the receiving antenna.
-- Increase the separation between the equipment and receiver.
-- Connect the equipment into an outlet on a circuit different from that to which the receiver is connected.
-- Consult the dealer or an experienced radio/TV technician for help.
The device has been evaluated to meet general RF exposure requirement. The device can be used in portable exposure condition without restriction

Made in China

Manufactured by ALWUP.