MACALLY

RFCOMPACT Series



2.4GHZ RF WIRELESS COMPACT KEYBOARD

FOR PC

MACALLY

Welcome to the Macally family and thank you for purchasing the RFCOMPACT keyboard.

Our mission is to deliver aesthetically pleasing, high-quality and affordable peripherals and accessories to satisfied customers. We do that by creating products that are both innovative and practical but most important easy-to-use.

If you have any questions, feedback, or just want to say hi, please reach out to us at techsupport@macally.com or on any one of our social media channels.

Don't forget to share your setup with us using #macally and follow us for to get exclusive offers.

MacallyUSA

With Love From Southern California,
Macally

PACKAGE CONTENTS

- Keyboard
- USB-A RF Dongle/Receiver
- 2 “AAA” Batteries
- User Guide

SYSTEM REQUIREMENTS

- Laptop or desktop with an available USB-A port
- Windows 7/8/10/11

NOTE

If you have a computer with USB-C only please get a USB-C to a USB-A adapter.

HARDWARE BASICS

Keyboard

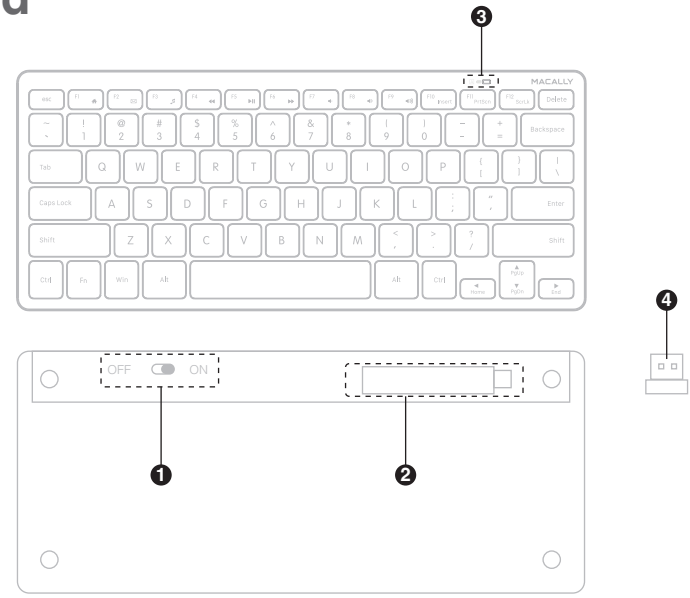

1. On/Off switch
2. Battery cover & RF dongle storage compartment
3. LED light - Caps Lock/Power/Syncing

   Caps Lock
   - Blue (Active)
   - No LED (Inactive)

   Power (When turning on)
   - Blue (Turns on then off)
   - Red flashing (Low battery, time to change)

   Re-syncing
   - Syncing (Blue light flashes then stops after it finish syncing)
4. USB RF Dongle/Receiver

INSTALLATION INSTRUCTIONS

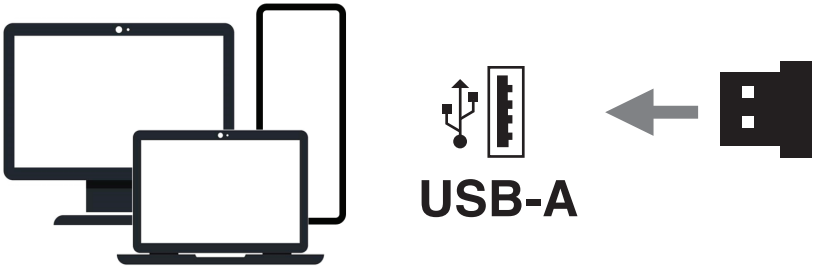

1. Put the 2 AAA in the battery compartment.
2. Turn the keyboard on.
3. Plug the RF Dongle/Receiver into your computer.

TOP F-ROW SHORTCUTS

The keyboards top F-row is defaulted to boot up in function key mode by default. There are 16 shortcuts (in blue print) built in to boost your productivity that can be utilized by holding down the fn key followed by the shortcut you want to use. Below is a table of what each shortcut does.

	Shortcut description
	Open default web browser.
	Open mail
	Open default music player
	Previous track
	Play/Pause
	Next track
	Mute
	Volume down
	Volume up
Insert	Insert
PrtScn	Print screen
ScrLk	Scroll Lock
PgUp	Page up
PgDn	Page down
Home	Home
End	End

RESYNCING THE DONGLE/RECEIVER

The following steps can be used in the event that you received a replacement dongle or if the keyboard was not synced prior to you receiving them.

1. Turn the keyboard off, and unplug the dongle/receiver.
2. Place the keyboard close to the USB port where the dongle/receiver will be plugged into.
3. Switch the keyboard on, immediately, press Esc and the Q key simultaneously until the blue LED light starts flashing.
4. Immediately, plug the dongle/receiver back into your computer.
5. If the keyboard and the dongle/receiver syncs successfully the LED light will stop flashing and turn off.
6. The keyboard should be able to be used again. If not, please resync again.

SAFETY INSTRUCTIONS

Please read the following carefully. Incorrect use of this product may result in reduced performance, permanent damage and void your warranty.

- Keep this device away from liquid, humidity and moisture.
- Operate this device only within the specific temperature range of 0°C (32° F) to 5°C to 40°C(104° F)
- Please refrain from taking the device apart. Doing so will void your warranty.
- Do not dispose this product in the garbage. Take it to your local recycling center.

SPECIFICATIONS

Number of keys	78 Keys
Switches	Scissor-key
Keyboard interface	USB-A Dongle/Receiver

Tech support

Tech support hours are from 9:00 AM to 5:00 PM Monday through Friday (Pacific Standard Time).

- E-Mail: techsupport@macally.com
- Phone: (909) 230-6888

Warranty

Macally Peripherals warrants that this product will be free from defects in title, materials and manufacturing workmanship for one year in North America from the date of the purchase. If the product is found to be defective then, as your sole remedy and as the manufacturer's only obligation, Macally will repair or replace the product. This warranty is exclusive and is limited to the product that this user's guide came with. This warranty shall not apply to products that have been subjected to abuse, misuse, abnormal electrical or environmental conditions, or any condition other than what can be considered normal use. The liability of Macally Peripherals arising from this warranty and sale shall be limited to a refund of the purchase price. In no event shall Macally Peripherals be liable for costs of procurement of substitute products or services, or for any lost profits, or for any consequential, incidental, direct or indirect damages, however caused and on any theory of liability, arising from this warranty and sale. These limitations shall apply notwithstanding any failure of essential purpose of any limited remedy.

FCC STATEMENT

1. This device complies with Part 15 of the FCC Rules. Operation is subject to the following two conditions:

(1) This device may not cause harmful interference.

(2) This device must accept any interference received, including interference that may cause undesired operation.

2, Changes or modifications not expressly approved by the party responsible for compliance could void the user's authority to operate the equipment.

NOTE: This equipment has been tested and found to comply with the limits for a Class B digital device, pursuant to Part 15 of the FCC Rules, These limits are designed to provide reasonable protection against harmful interference in a residential installation. This equipment generates uses and can radiate radio frequency energy and, if not installed and used in accordance with the instructions, may cause harmful interference to radio communications, However, there is no guarantee that interference will not occur in a particular installation. If this equipment does cause harmful interference to radio or television reception, which can be determined by turning the equipment off and on, the user is encouraged to try to correct the interference by one or more of the following measures:

Reorient or relocate the receiving antenna.

Increase the separation between the equipment and receiver.

Connect the equipment into an outlet on a circuit different from that to which the

Consult the dealer or an experienced radio/TV technician for help.

RF warning statement

The device has been evaluated to meet general RF exposure requirement, The device can be used in portable exposure condition without restriction.