Hangzhou Tuya Information Technology Co., Ltd
Room701, Building3, More Center,No.87 GuDun Road, Hangzhou, Zhejiang, China

tuya | Global Intelligent Platform

Antenna Test Report

CBU Antenna test report

Version 1.0.0 Date：2020-11-24 NO：0000000001

该份测试数据仅对涂鸦CBU成品有效，若模块为客户自制，则无效

Product Name:	CBU
Antenna Type:	PCB antenna
Writer:	Yinhua Zhang
Maximum	Gain：2.20dBi
	Efficiency:32.96%

Content

1. General Description 3

2. Technical Information 3

3. Test Standards 3

4. Test Item 4

5. Test Photo 4

Appendix A S11/VSWR 5

Appendix B Gain and Efficiency 6

Appendix C Radiation Pattern(1D and 3D) 7

Appendix D Test Setup Photo 9

Appendix E EUT Photo 9

该份测试数据仅对涂鸦CBU成品模块有效，若模块为客户自制，则无效

1. General Description

EUT Name	CBU Antenna
Wireless type	WIFI
Antenna Type	PCB antenna
Dimensions	Appendix A

2. Technical Information

Frequency Range	2402MHz~2480MHz
Test Frequency	2400,2410.....2500MHz

3. Test Standards

Identity	Document Title
IEEE 149-1979	IEEE Standard Test Procedures for Antennas

4. Test Item

Report Section	Description
Appendix B	S11/VSWR
Appendix C	Gain and Efficiency
Appendix D	Radiation Pattern（1D and 3D）

5. Test Photo

Report Section	Description
Appendix E	Test Setup Photo

该份测试数
品模块有效，若模块为

Appendix A Antenna Dimension

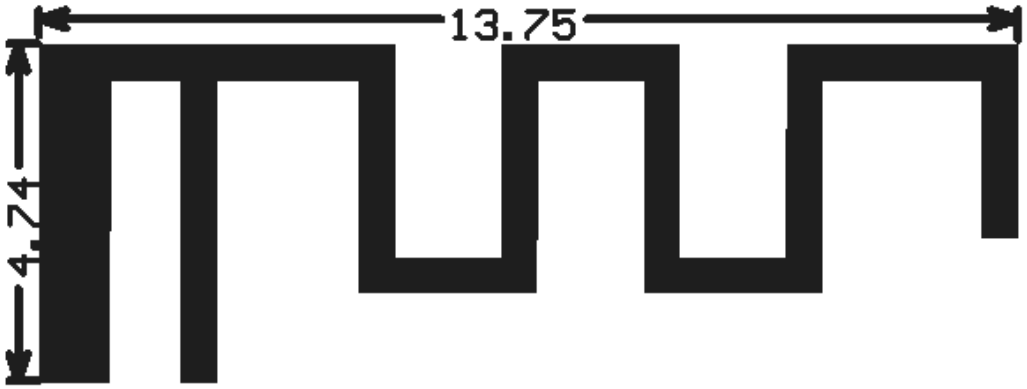

Appendix B S11/VSWR

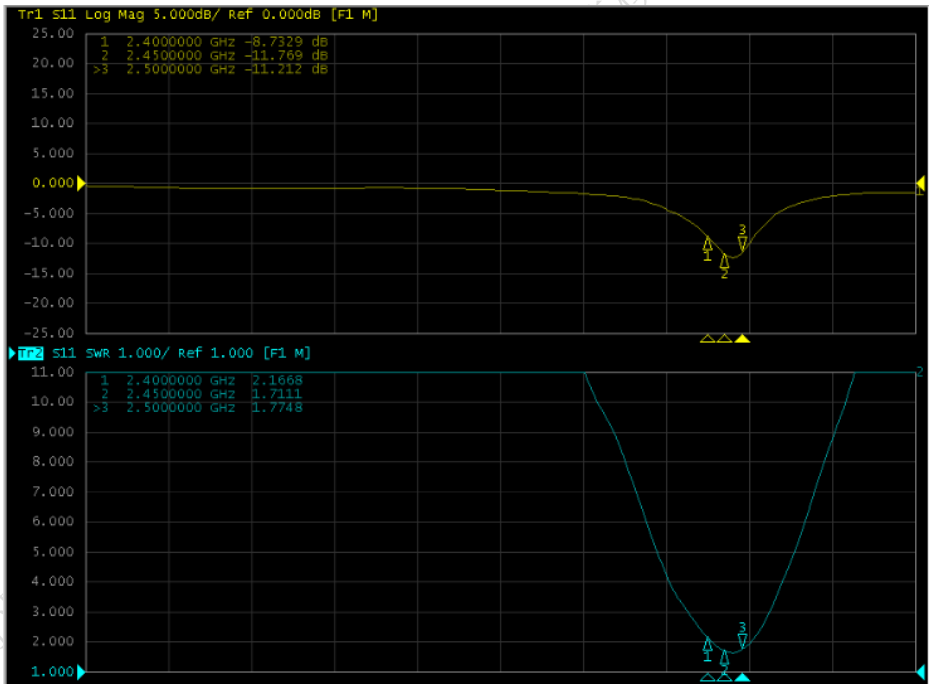

Frequency (MHz)	2400	2450	2500
Return Loss	-8.73	-11.76	-11.21

VSWR	2.16	1.71	1.77

Appendix C Gain and Efficiency

Frequency (MHz)	Efficiency(%)	Gain（dBi）
2400	32.36%	2.11
2410	32.3%	2.18
2420	32.1%	2.20
2430	32.4%	2.06
2440	32.9%	2.07
2450	30.9%	1.91
2460	30.8%	2.04
2470	30.7%	2.09
2480	31.6%	1.98
2490	30.6%	1.91
2500	30.5%	1.03

Appendix D Radiation Pattern(1D and 3D)

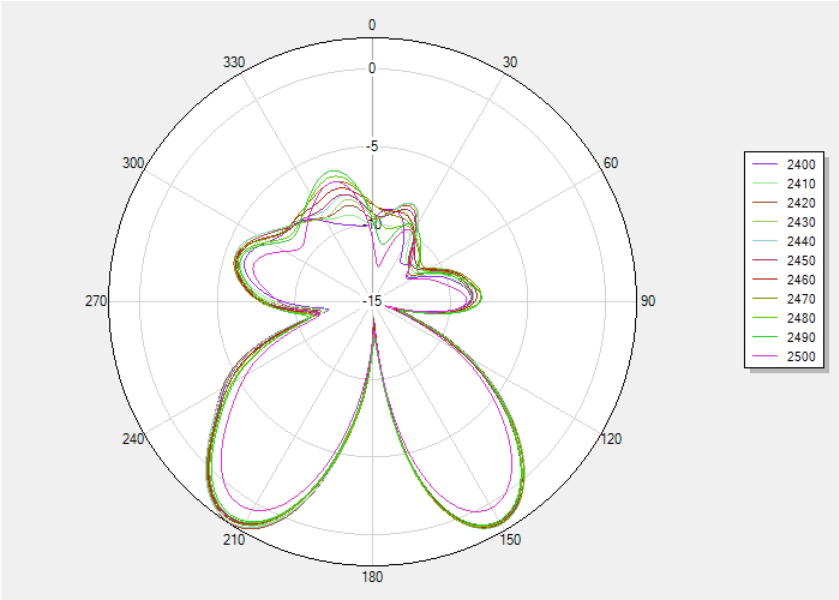

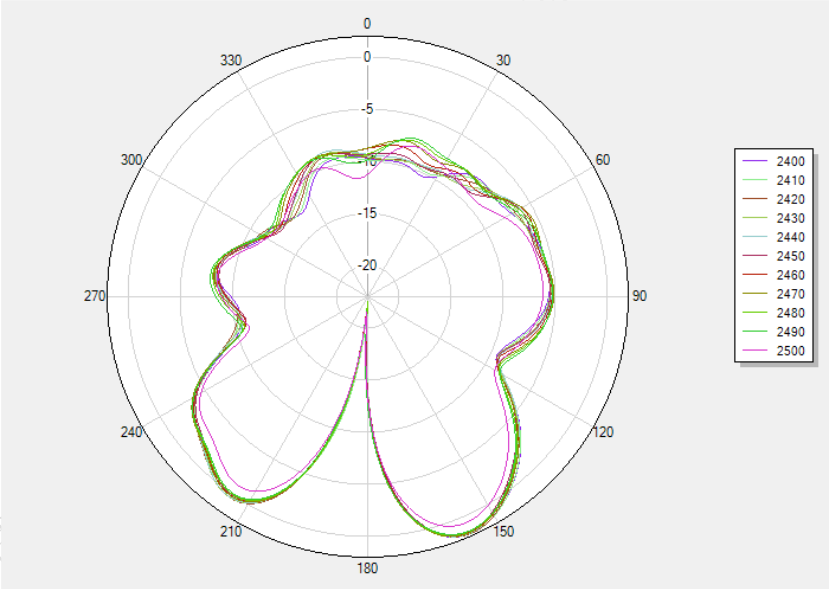

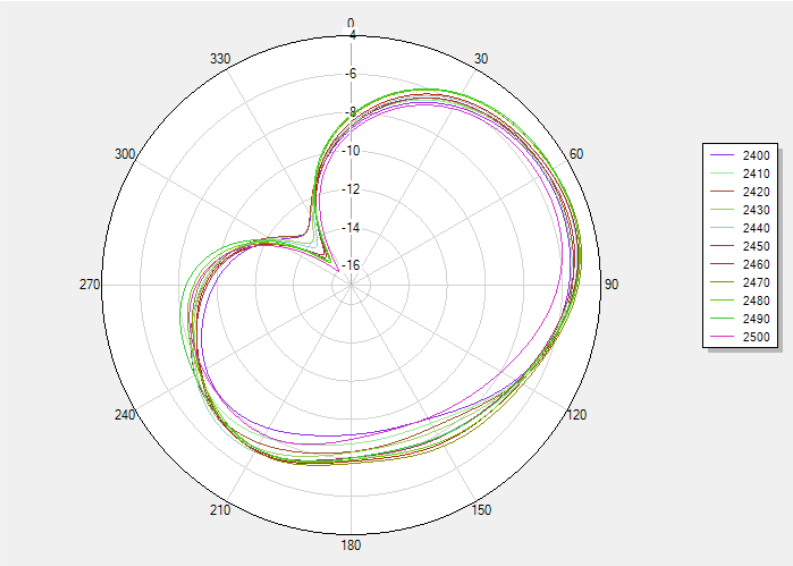
0
30
60
90
120
150
180
210
240
270
300
330
-4
-6
-8
-10
-12
-14
-16
2400
2410
2420
2430
2440
2450
2460
2470
2480
2490
2500

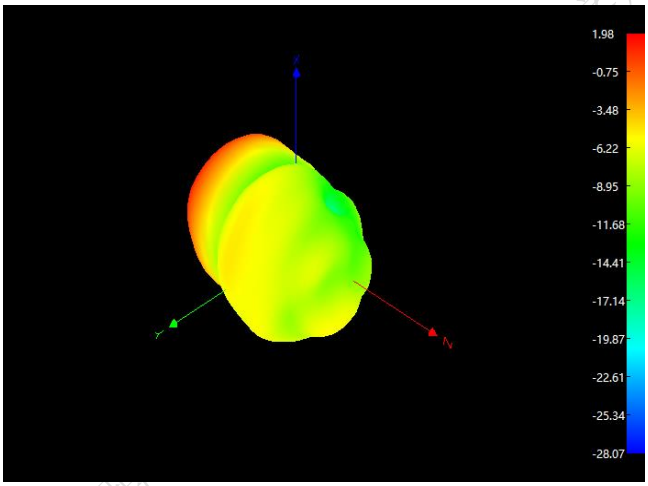
1.98
-0.75
-3.48
-6.22
-8.95
-11.68
-14.41
-17.14
-19.87
-22.61
-25.34
-28.07

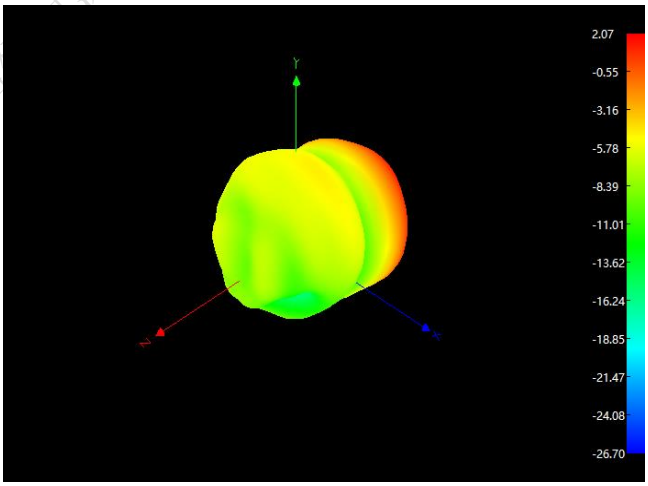
2.07
-0.55
-3.16
-5.78
-8.39
-11.01
-13.62
-16.24
-18.85
-21.47
-24.08
-26.70



若模块为客户自制，则无效

Appendix E Test Setup Photo



该份测试数据