kabelloses Powerbank DY210

(Ultra schlank 10000mAh)

Benutzerhandbuch

Automatisches Einschalten

Laden Sie ein iPhone oder andere Geräte drahtlos auf

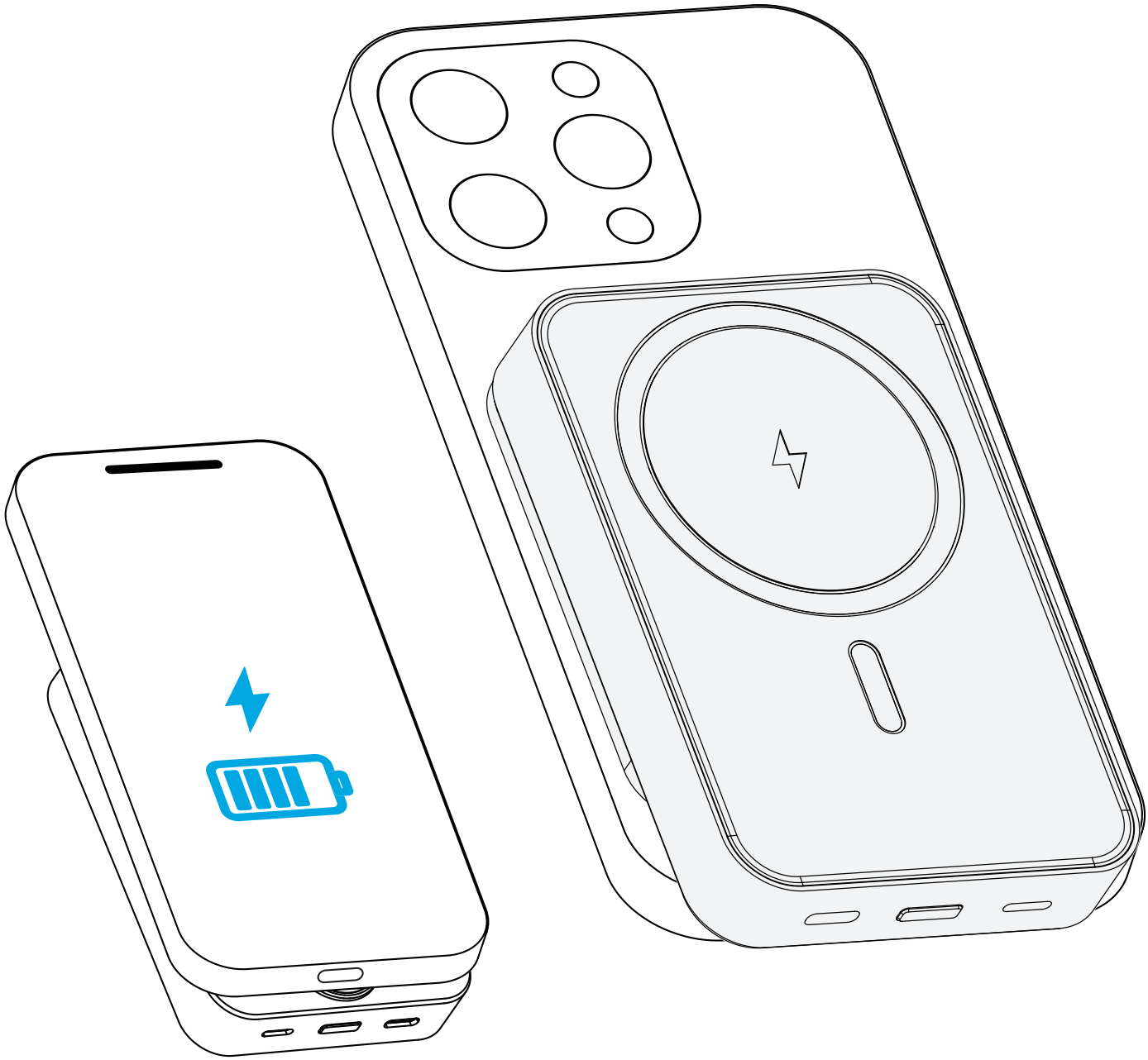

Laden von Zwei Geräten

Unterstützt das gleichzeitige kabellose Laden von zwei Geräten und USB-C-Kabel

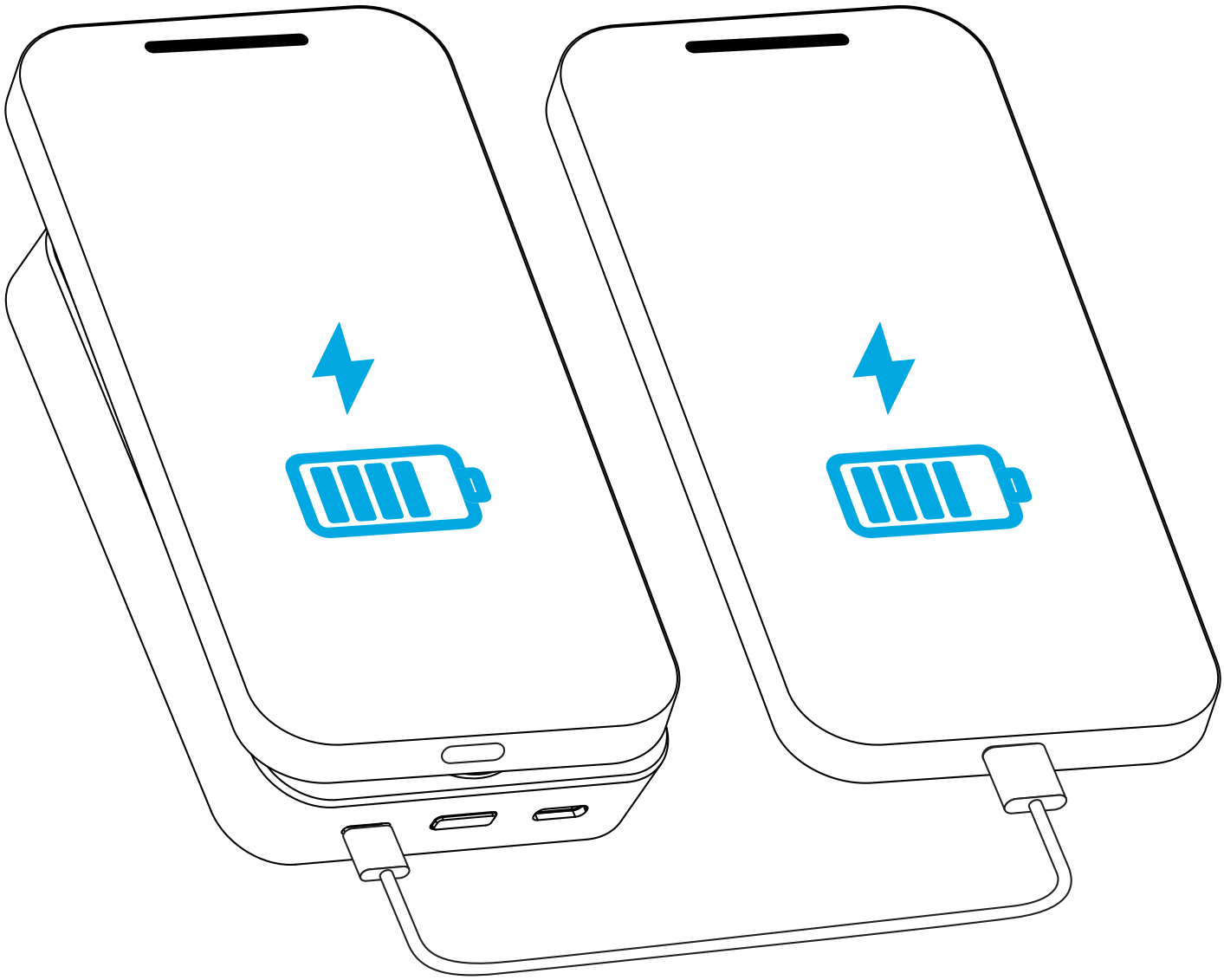

Warnung

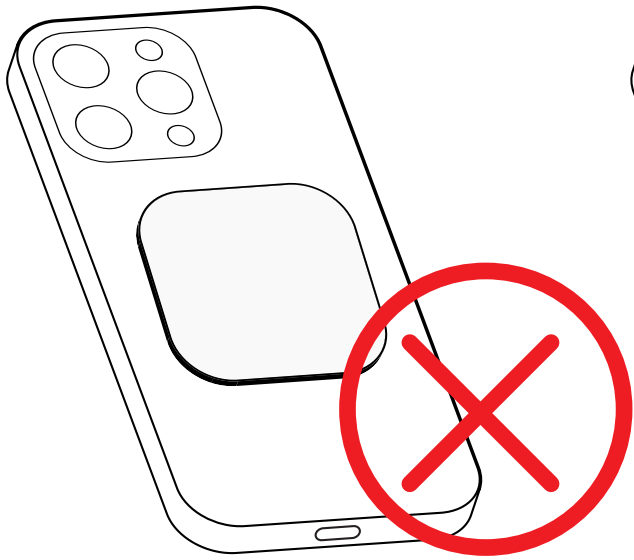

Keine Abdeckung für die Wireless-Position

Kein Telefonringhalter

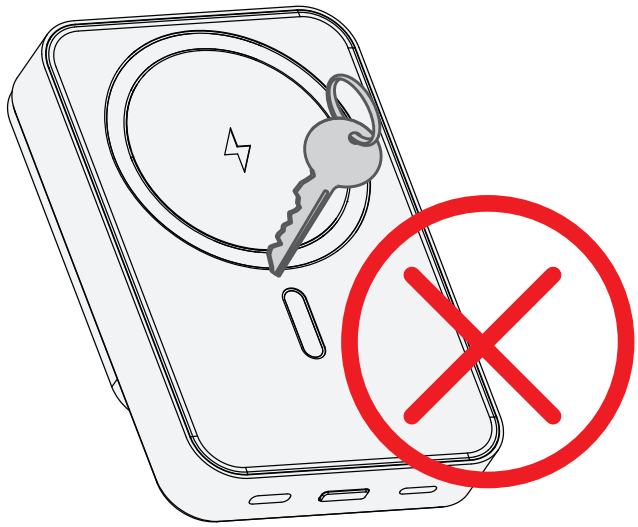

Keine Schlüssel

Keine Bankkarte

- Dieses kabellose Ladegerät ist nicht mit Nicht-Magsafe-Telefonhüllen kompatibel, wie z. B. Defender-Hüllen.
- Verwenden Sie zum Aufladen keinen Adapter mit einer Leistung von 5 V/1 A (5 W) oder weniger
- Hohe Temperaturen verringern die Lade-geschwindigkeit und schränken die Leistung ein, was etwas ist
- Das passiert bei allen kabellosen Ladegeräten. Es wird empfohlen, das Gerät aufzuladen
- Umgebungen mit Temperaturen unter

25 °C / 77 °F.

Batteriestandsanzeige

Grünes Licht beim Schnellladen (Ausgang/Eingang)

Die LED-Betriebsanzeige lässt die Pferdelampe einmal laufen Ladeeingang

Hellgrün leuchtet bei Schnellladeausgang oder Ladeeingang, sobald die Spannung 9 Volt erreicht

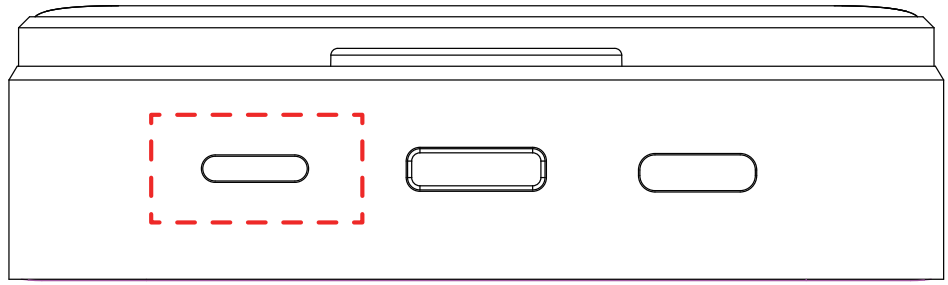

Hinweis: Bevor Sie das Schnellladen nutzen, stellen Sie bitte sicher, dass Ihr Gerät und Ihr Ladekabel die Schnellladefunktion unterstützen

Elektrische Menge ⩽25 %

beim ersten Lichtblitz

Elektrische Menge 26 % – 50 %

beim zweiten Lichtblitz

Elektrische Menge 51 % – 75 %

beim dritten Lichtblitz

Elektrische Menge 76 % – 99 %

beim vierten Lichtblitz

Elektrische Menge 100 %

Ladung voll LED leuchtet alle Lichter an

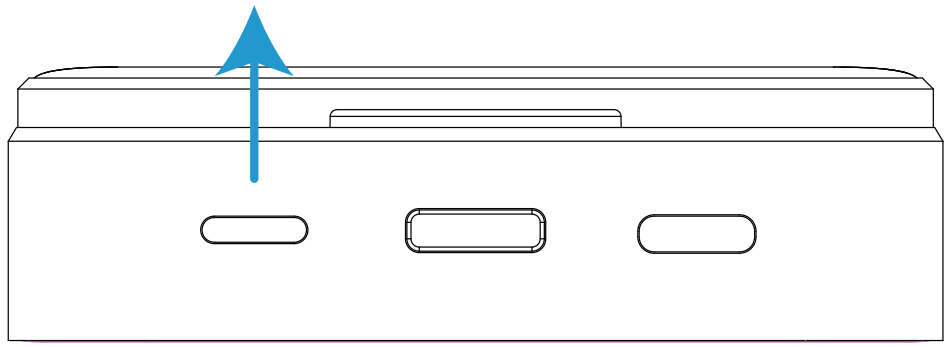

Unterstützung Beim Laden von Geräten Während des Aufladens

Verwendung eines Adapters zum Aufladen

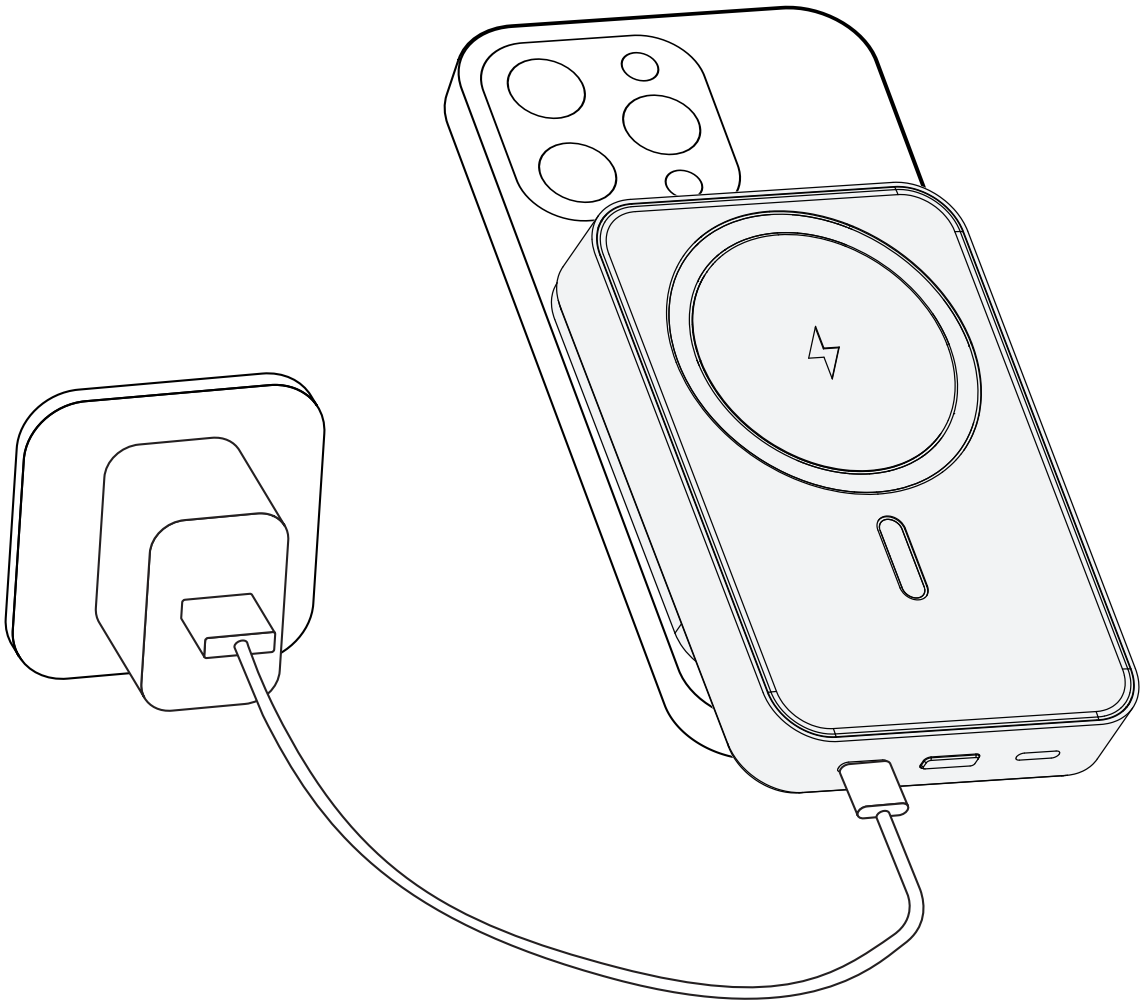

Tipps: Der Adapter ist nicht im Lieferumfang enthalten, das Kabel ist im Lieferumfang enthalten

Specification

Zellkapazität	10000mAh / 38.5Wh
USB-C-Eingang	5V⎓3A、9V⎓2A
Lighting-Eingang	5V⎓2A
USB-C-Ausgang	5V⎓3A、9V⎓2.22A、12V⎓1.67A 20wMax
Drahtlose Leistung	5W / 7.5W / 10W / 15W

Nachverkauf

- ☑ Informationsdienste
- ☑ Ersatz
- ☑ Rückgabe

Für Tutorial-Videos, FAQs, Handbücher und weitere Informationen kontaktieren Sie uns bitte über Amazon oder per E-Mail: vjdtjz@gmail.com

Batterie Externe sans Fil DY210

(Ultra Mince 10000mAh)

Manuel de l'Utilisateur

Allumage Automatique

Recharge d'un iPhone ou d'autres Appareils sans Fil

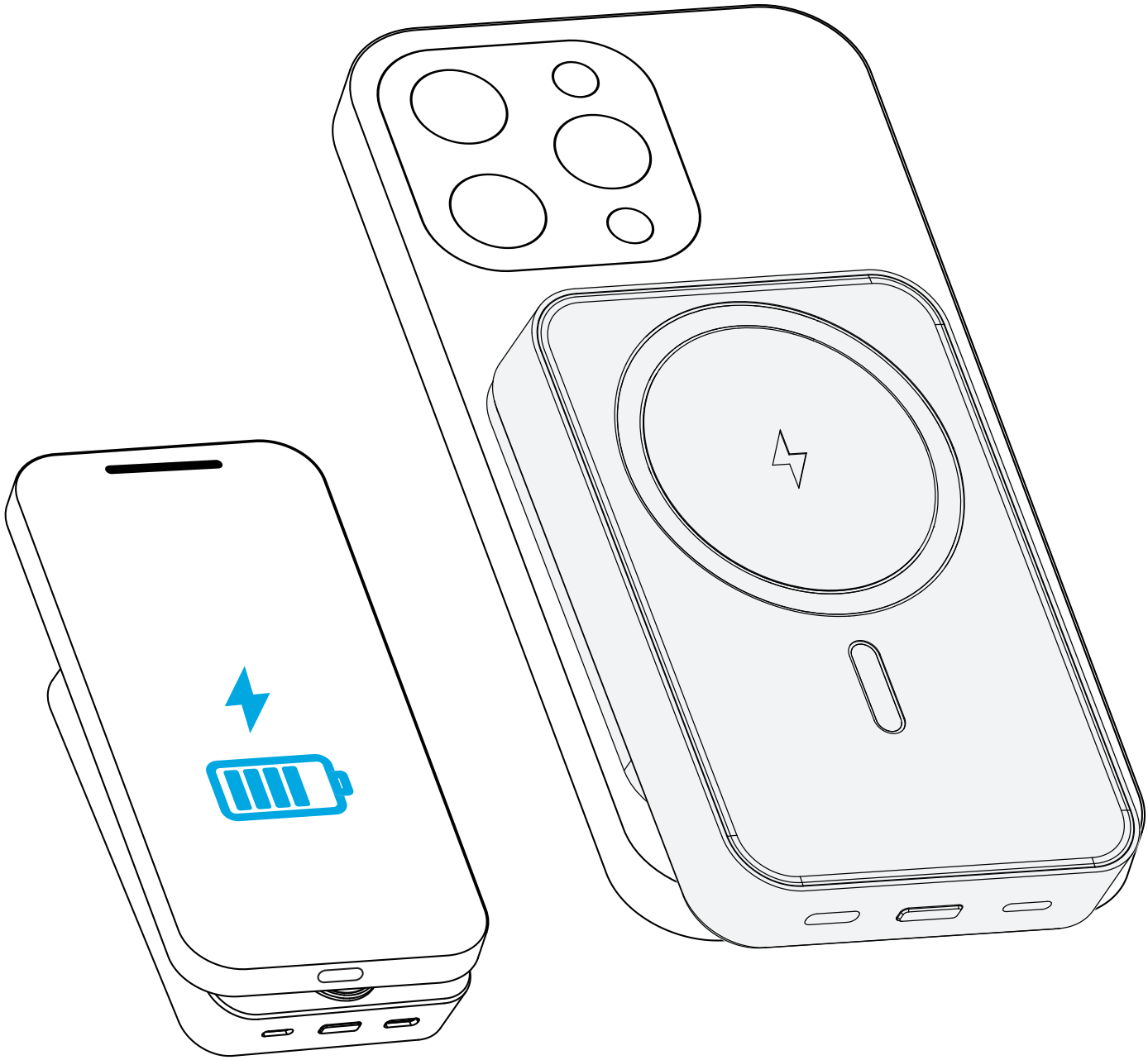

Recharge de Deux Appareils

Prise en Charge de la Charge de Deux Appareils en même temps sans Fil et via un Câble USB-C

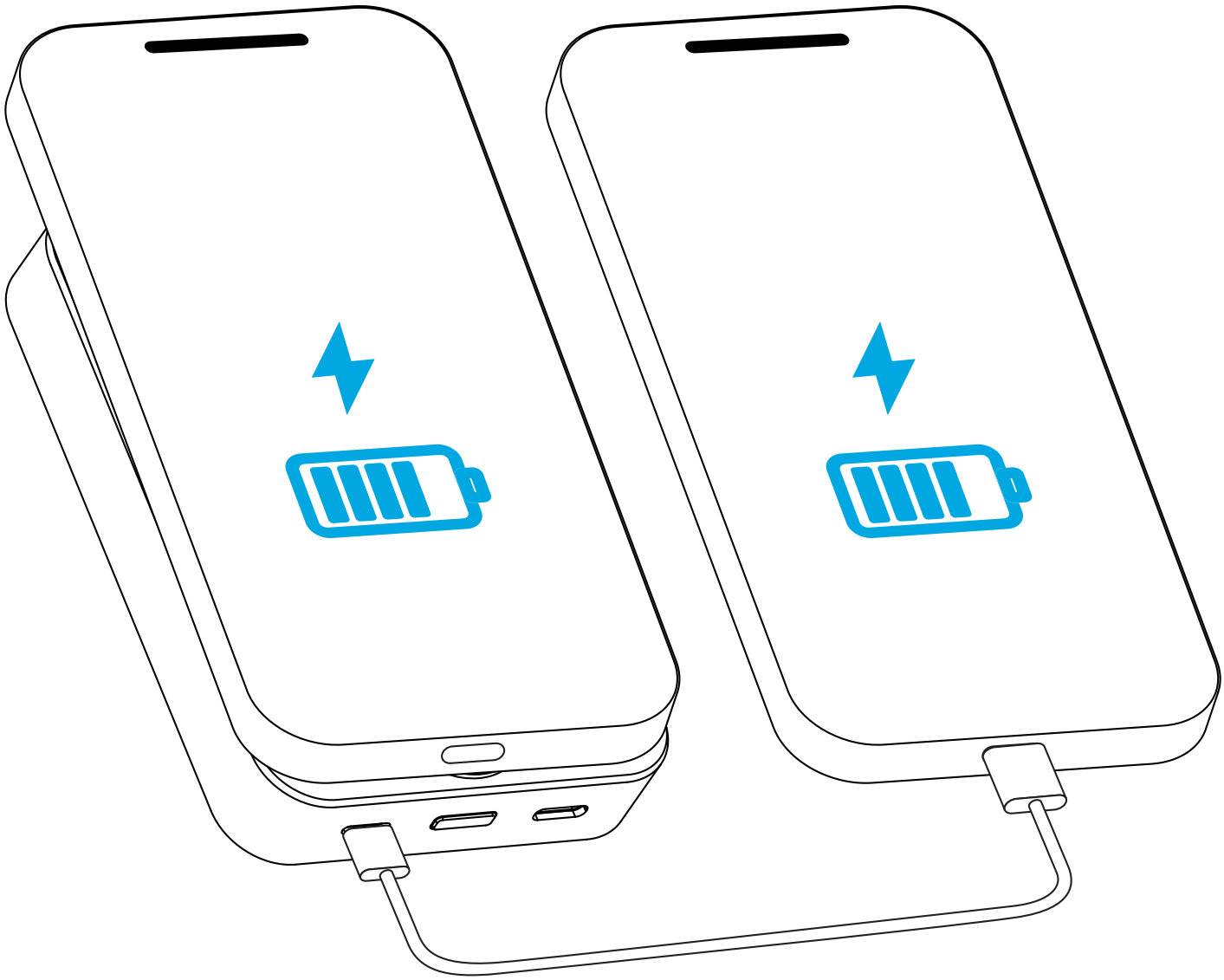

Avertissement

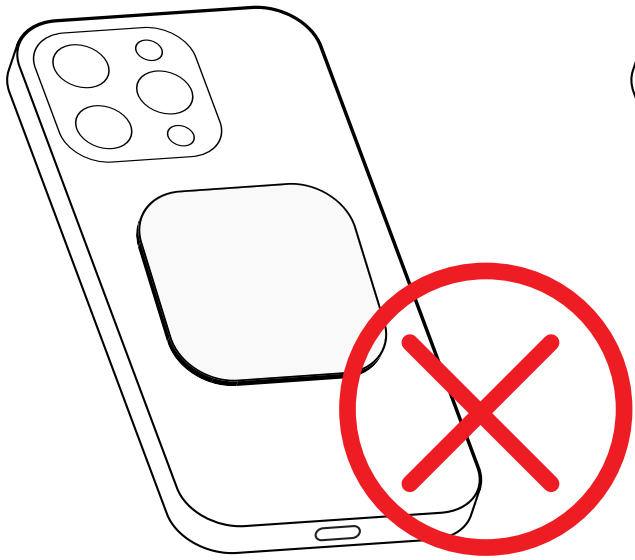

Pas de couverture
sur la position sans fil

Pas de support
d'anneau de téléphone

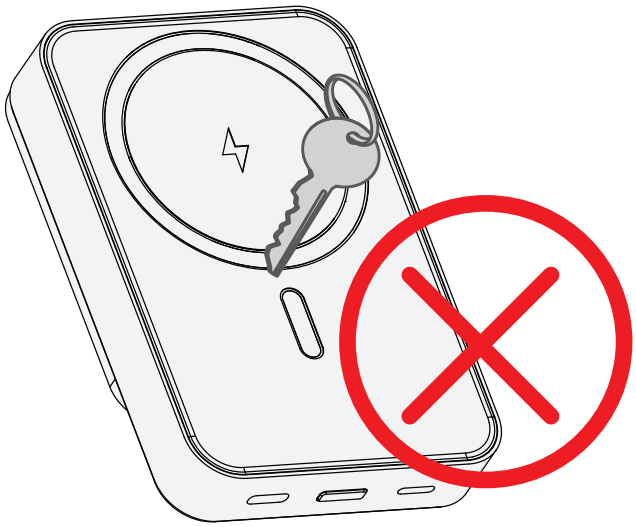

Pas de clés

Pas de carte
bancaire

- Ce chargeur sans fil n'est pas compatible avec les étuis de téléphone non-Magsafe, tels que les étuis Defender.
- N'utilisez pas un adaptateur avec une sortie de 5V/1A (5W) ou moins pour la recharge.
- Les températures élevées réduiront la vitesse de charge et limiteront la puissance, ce qui arrive à tous les chargeurs sans fil. Il est recommandé de charger votre appareil dans des environnements avec des températures inférieures à 25°C / 77°F.

Indicateur de Niveau de Batterie

Lumière Verte lors de la Charge Rapide (Sortie/Entrée)

L'indicateur de puissance LED fera clignoter la lampe une fois lors de la charge.

La lumière verte s'allume lors de la sortie de charge rapide ou de la réception d'une entrée de recharge dès que la tension atteint 9 volts.

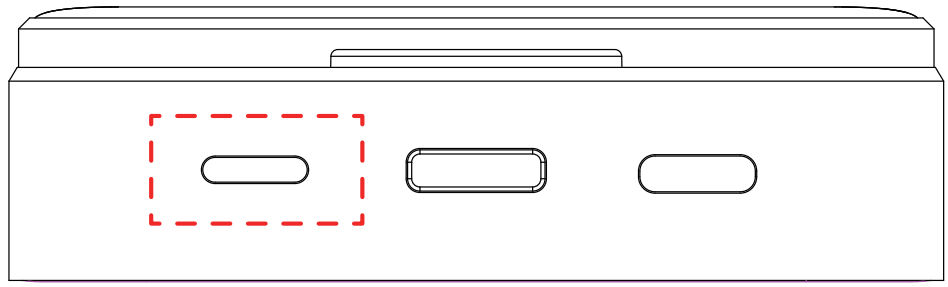

Note : Avant de profiter de la charge rapide, veuillez vous assurer que votre appareil et votre câble de chargement prennent en charge la fonction de charge rapide.

Quantité électrique ⩽25 %

la première lumière clignote

Quantité électrique 26 % - 50 %

la deuxième lumière clignote

Quantité électrique 51 % - 75 %

la troisième lumière clignote

Quantité électrique 76 % - 99 %

la quatrième lumière clignote

Quantité électrique 100 %

charge complète, toutes les lumières allumées

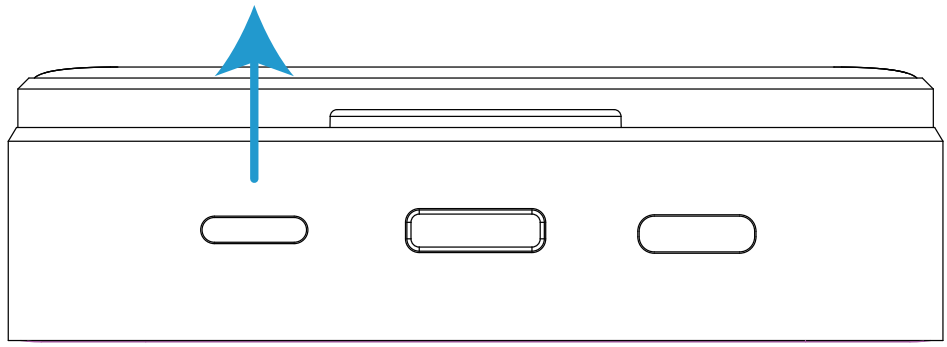

Support Chargement des Appareils Pendant la Recharge

Utilisation d'un Adaptateur pour Recharger

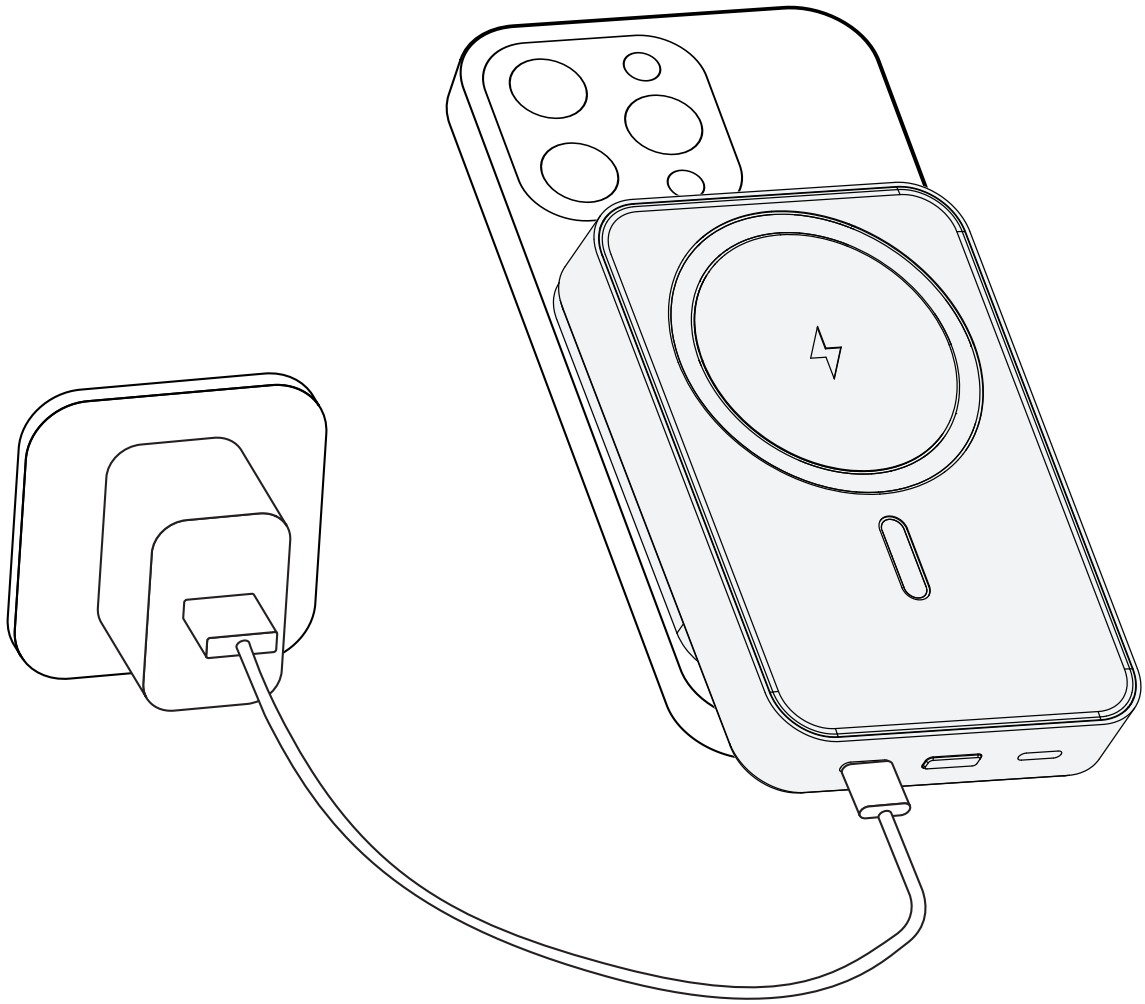

Astuces : L'adaptateur n'est pas inclus, le câble est fourni avec l'article

Spécification

Capacité de la Batterie	10000mAh / 38.5Wh
Entrée USB-C	5V⎓3A、9V⎓2A
Entrée Lighting	5V⎓2A
Sortie USB-C	5V⎓3A、9V⎓2.22A、12V⎓1.67A 20wMax
Sortie sans Fil	5W / 7.5W / 10W / 15W

Après-Vente

☑ Services d'Information

☑ Replacement

☑ Retour

Pour des vidéos tutorielles, des FAQ, des manuels et plus d'informations, veuillez nous contacter via Amazon ou par e-mail vjdtjz@gmail.com

Power Bank Wireless DY210

(Ultra Sottile 10000mAh)

Manuale dell'Utente

Accensione Automatica

Ricarica di un iPhone o di altri Dispositivi senza Fili

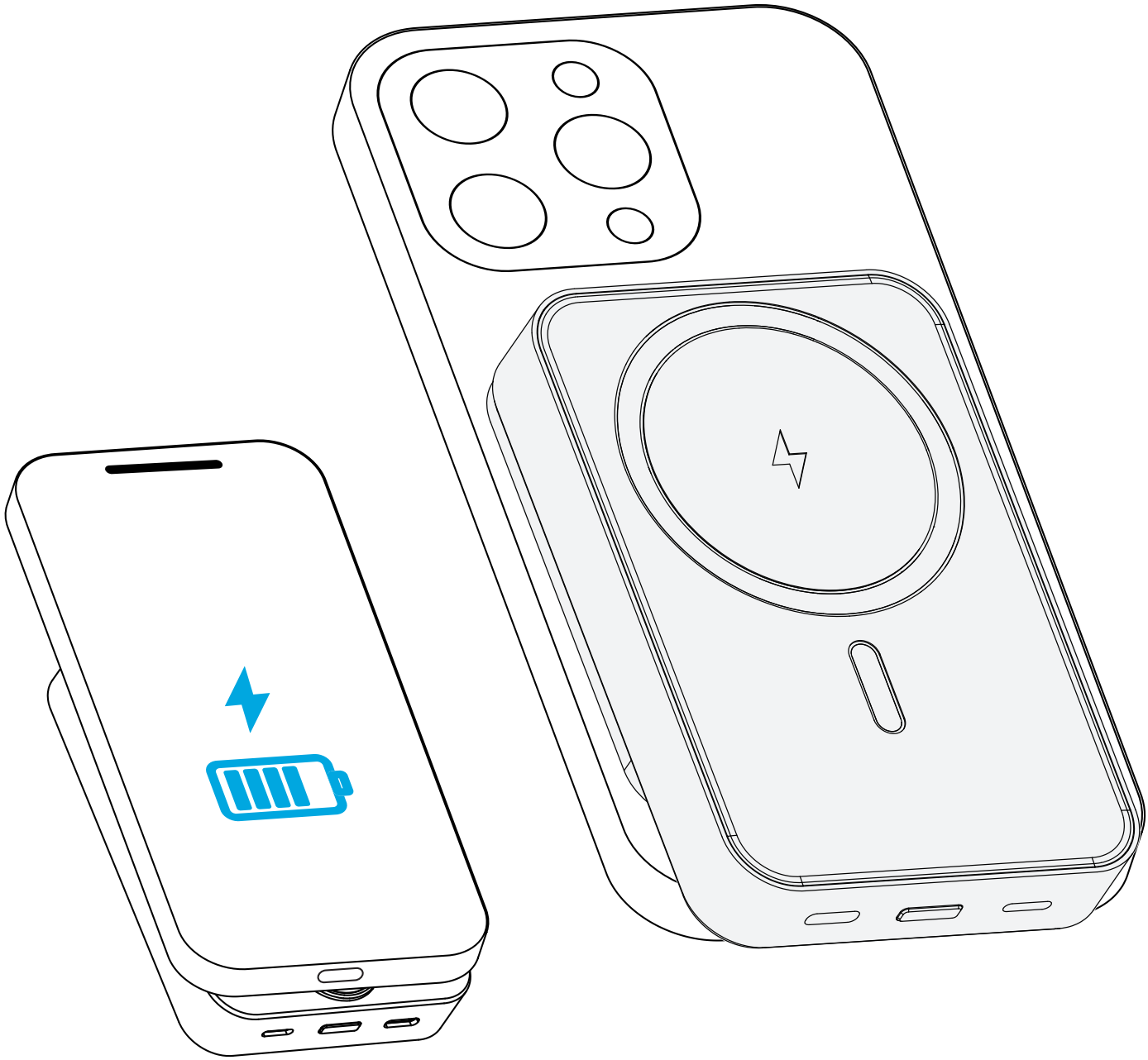

Ricarica di Due Dispositivi

Supporto per la Ricarica di Due Dispositivi contemporaneamente senza Filo e tramite Cavo USB-C

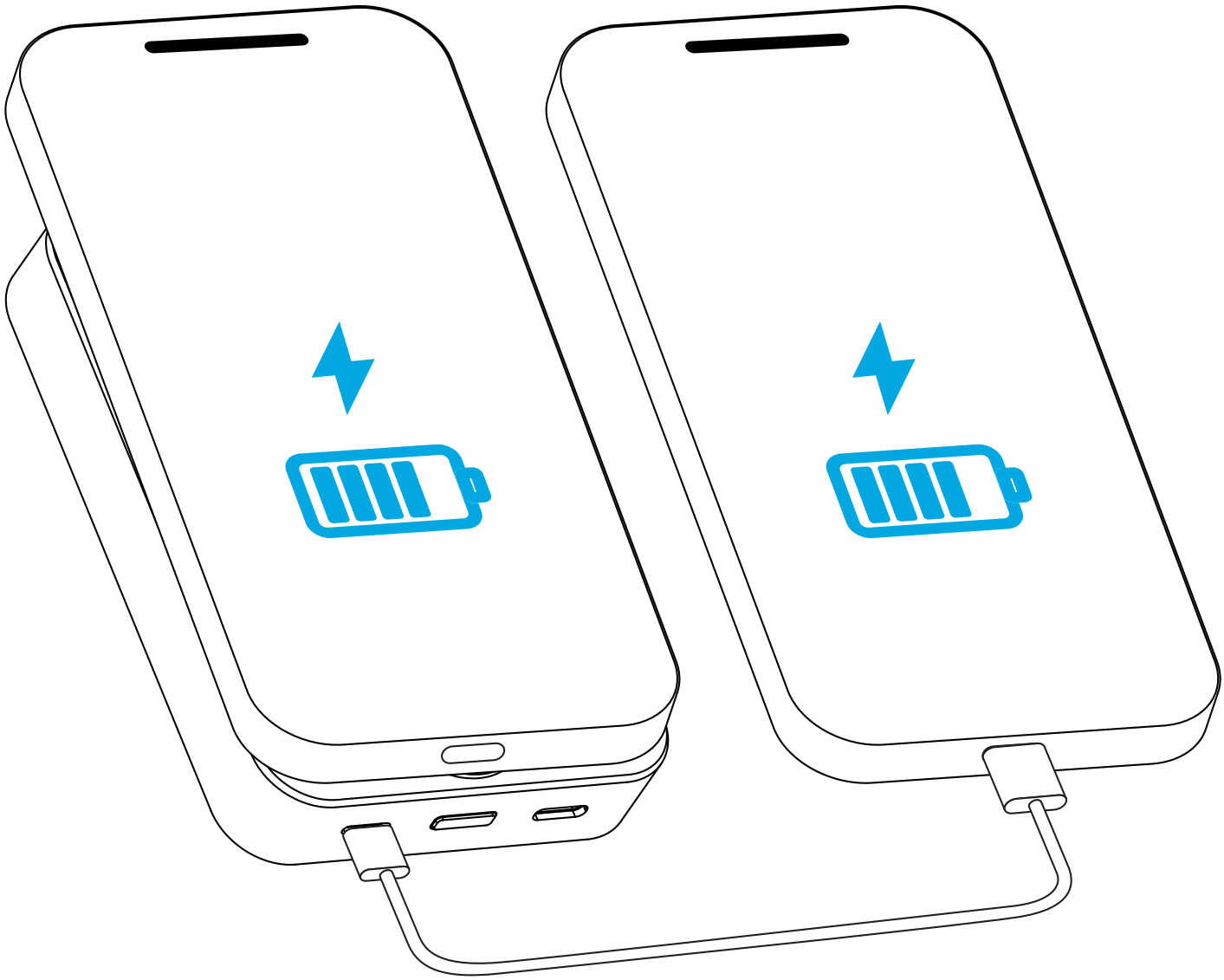

Avvertenza

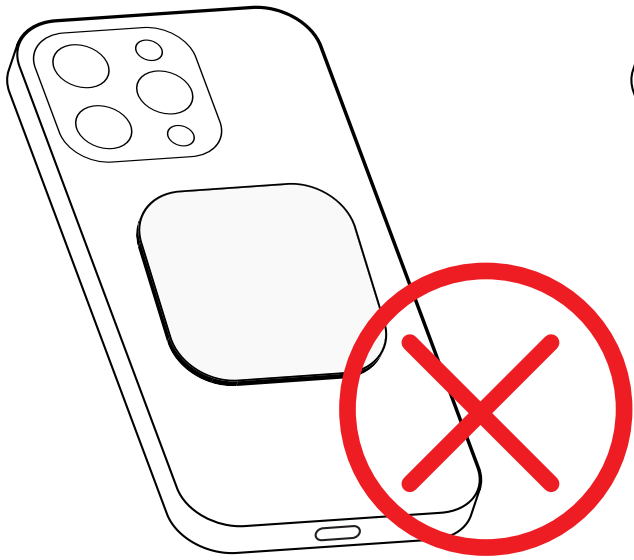

Nessuna copertura
sulla posizione wireless

Nessun supporto
ad anello per telefono

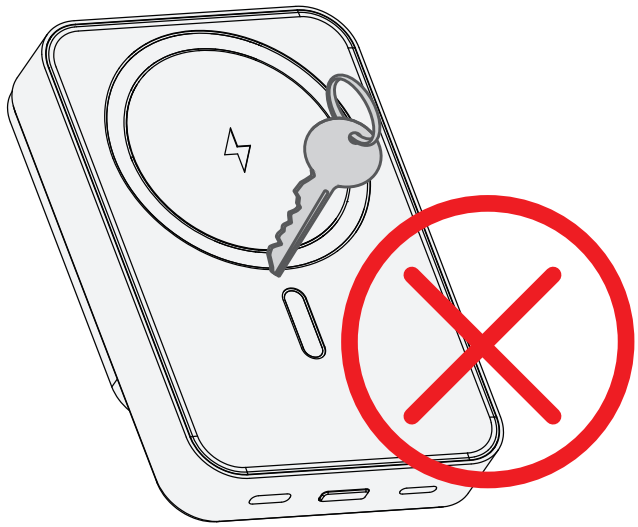

Nessuna chiave

Nessuna
carta di credito

- Questo caricatore wireless non è compatibile con custodie per telefoni non-Magsafe, come le custodie Defender.
- Non utilizzare un adattatore con un'uscita di 5V/1A (5W) o inferiore per la ricarica.
- Temperature elevate ridurranno la velocità di ricarica e limiteranno la potenza, cosa che accade a tutti i caricabatterie wireless. Si consiglia di caricare il dispositivo in ambienti con temperature inferiori a 25°C / 77°F.

Indicatore di Livello della Batteria

Luce Verde durante la Ricarica Veloce (Uscita/Ingresso)

L'indicatore di potenza LED farà lampeggiare la lampada una volta durante la ricarica.

La luce verde si accende durante l'uscita di ricarica rapida o l'input di ricarica non appena la tensione raggiunge 9 volt.

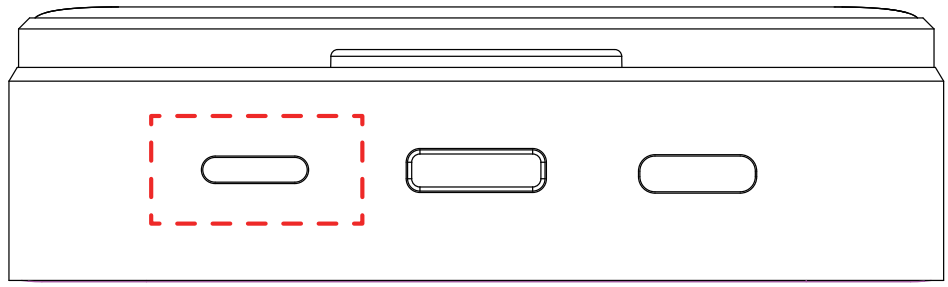

Note: Prima di godere della ricarica rapida, assicurati che il tuo dispositivo e il cavo di ricarica supportino la funzione di ricarica rapida.

Quantità elettrica ⩽25%

il primo lampeggio della luce

Quantità elettrica 26% - 50%

il secondo lampeggio della luce

Quantità elettrica 51% - 75%

il terzo lampeggio della luce

Quantità elettrica 76% - 99%

il quarto lampeggio della luce

Quantità elettrica 100%

carica completa, tutte le luci accese

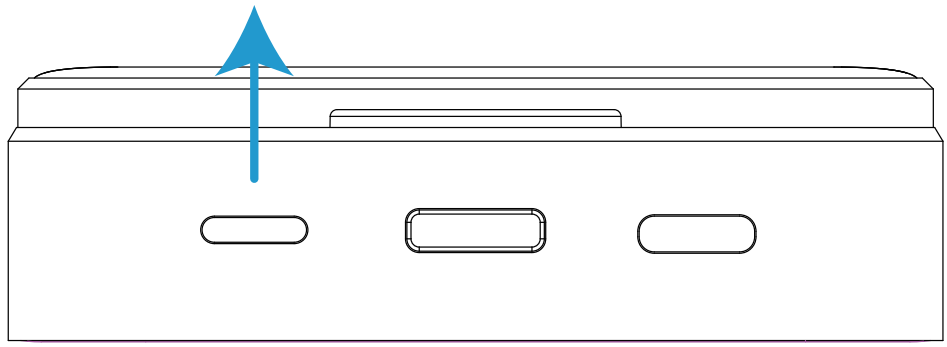

Supporto Ricarica dei Dispositivi Durante la Ricarica

Utilizzo di un Adattatore per la Ricarica

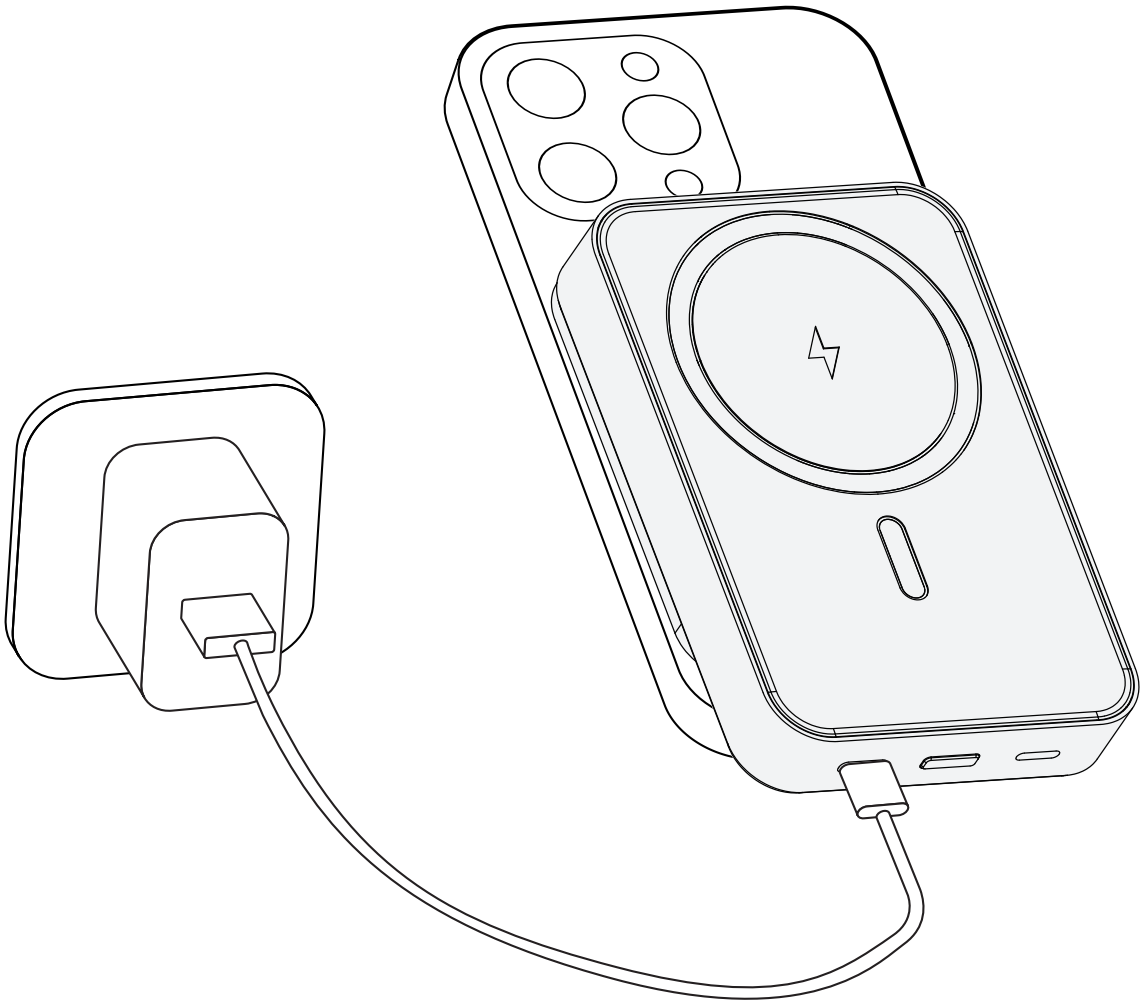

Suggerimenti: L'adattatore non è incluso, il cavo è incluso con l'articolo

Specifiche

Capacità della Batteria	10000mAh / 38.5Wh
Ingresso USB-C	5V⎓3A、9V⎓2A
Ingresso Lighting	5V⎓2A
Uscita USB-C	5V⎓3A、9V⎓2.22A、12V⎓1.67A 20wMax
Uscita Wireless	5W / 7.5W / 10W / 15W

Post-vendita

- ☑ Servizi di Assistenza
- ☑ Sostituzione
- ☑ Reso

Per video tutorial, domande frequenti, manuali e ulteriori informazioni, vi preghiamo di contattarci tramite Amazon o via e-mail vjdtjz@gmail.com

Banco de Energía Inalámbrico DY210

(Ultra Delgado 10000mAh)

Manual del Usuario

Encendido Automático

Carga de un iPhone u Otros Dispositivos de forma Inalámbrica

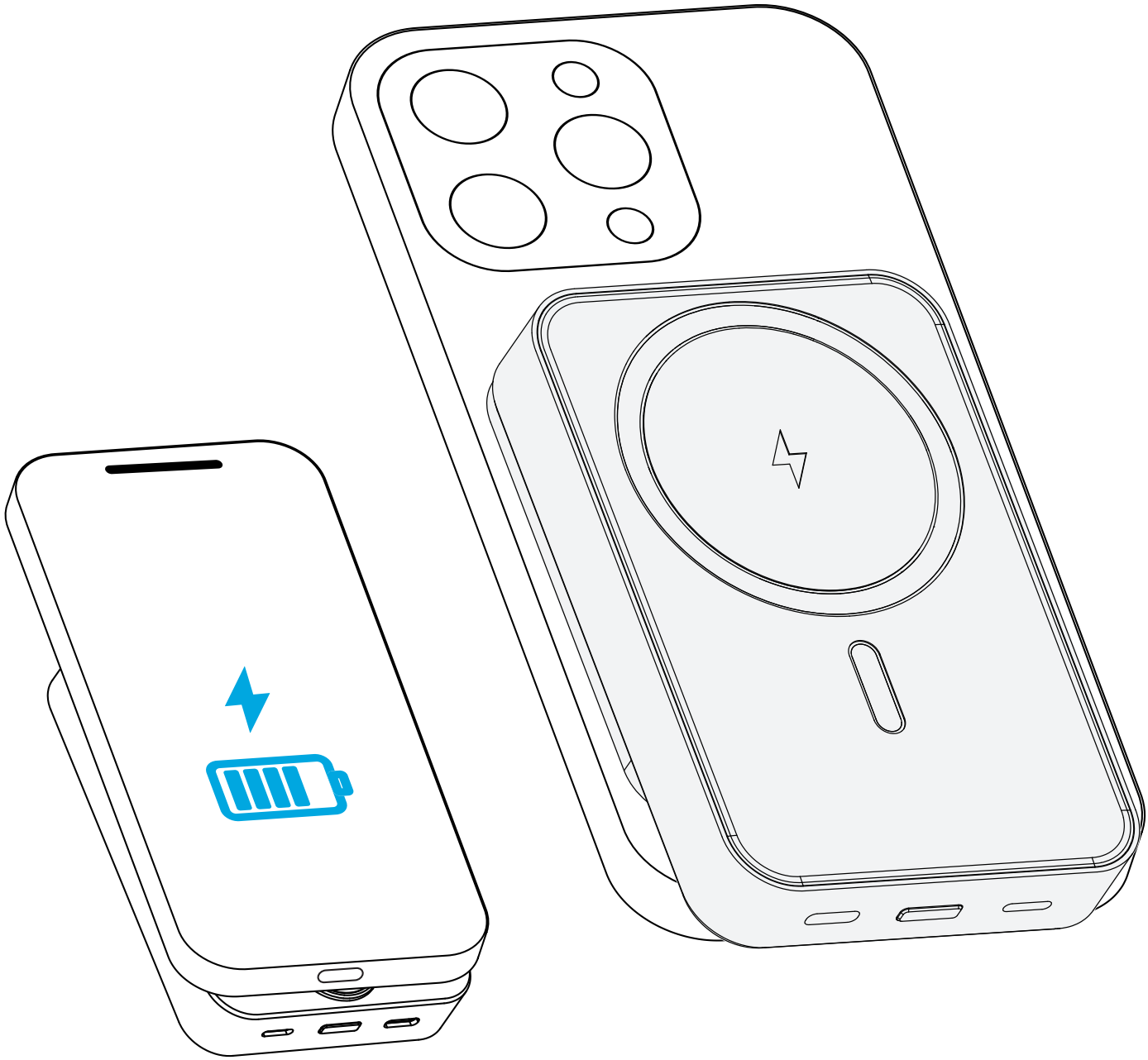

Carga de Dos Dispositivos

Soporte para la Carga de Dos Dispositivos al mismo tiempo de forma Inalámbrica y mediante Cable USB-C

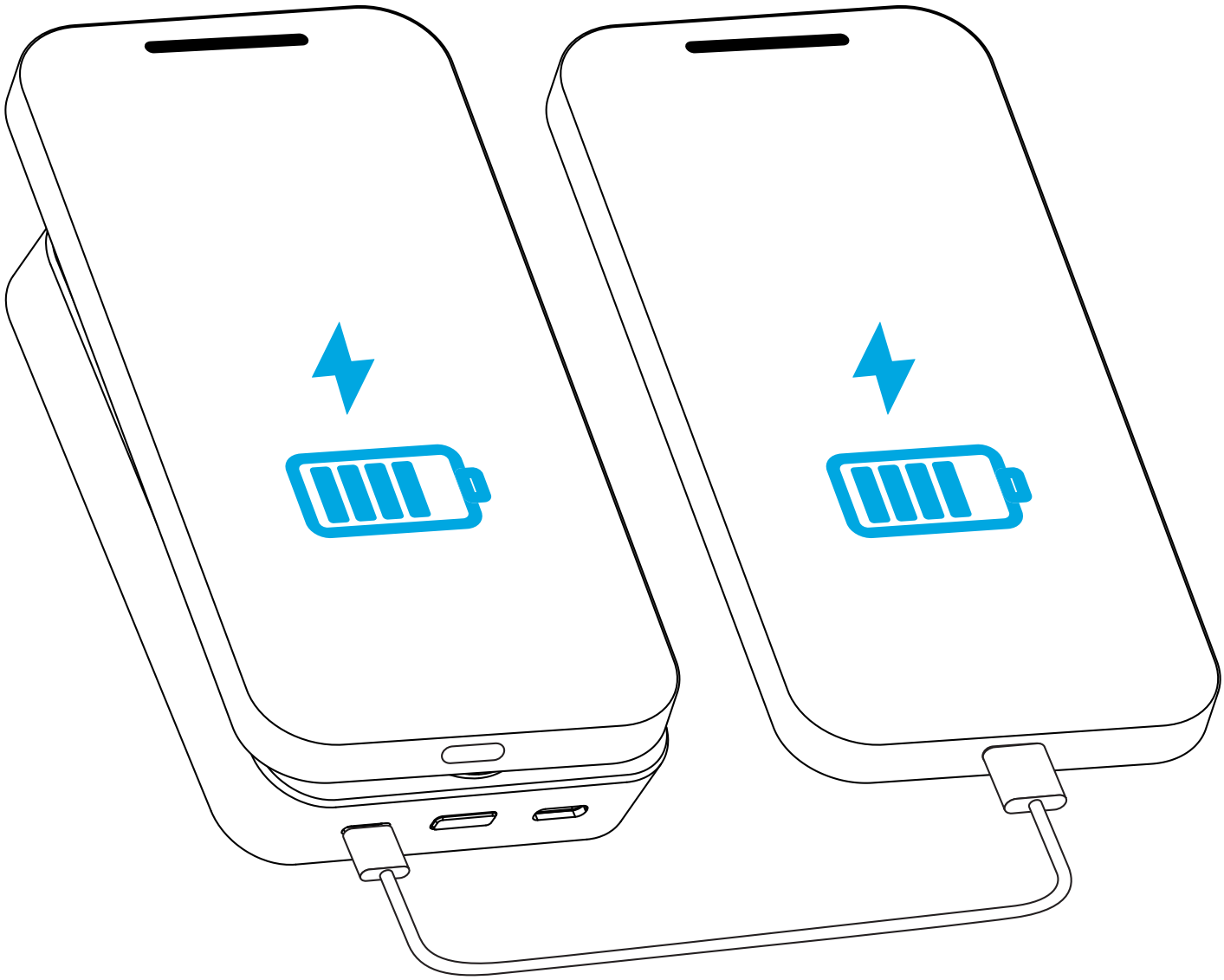

Advertencia

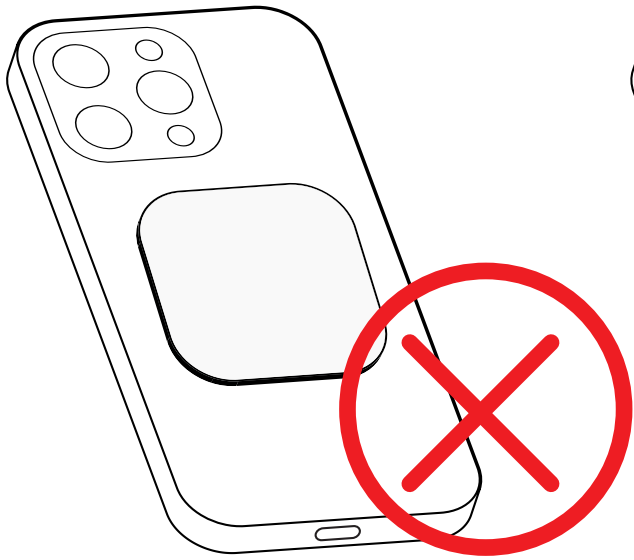

Sin cubierta en la posición inalámbrica

Sin soporte de anillo para teléfono

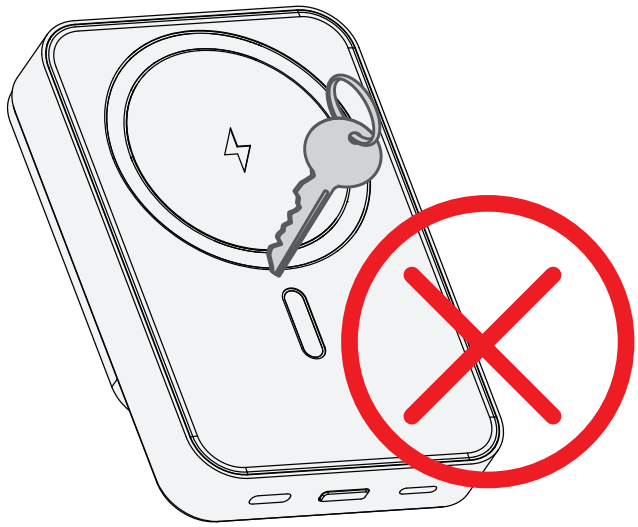

Sin llaves

Sin tarjeta bancaria

- Este cargador inalámbrico no es compatible con fundas de teléfono no-Magsafe, como las fundas Defender.
- No utilice un adaptador con una salida de 5V/1A (5W) o menos para la recarga.
- Las altas temperaturas reducirán la velocidad de carga y limitarán la potencia, algo que ocurre con todos los cargadores inalámbricos. Se recomienda cargar su dispositivo en entornos con temperaturas inferiores a 25°C / 77°F.

Indicador de Nivel de Batería

Luz Verde durante la Carga Rápida (Salida/Entrada)

El indicador de energía LED encenderá la lámpara una vez durante la entrada de carga.

La luz verde se enciende cuando la salida de carga rápida o la entrada de recarga alcanza los 9 voltios.

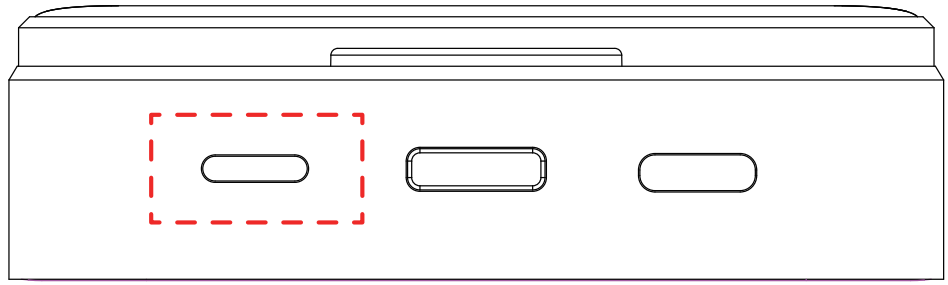

Nota: Antes de disfrutar de la carga rápida, asegúrese de que su dispositivo y cable de carga admitan la función de carga rápida.

Cantidad de electricidad ⩽25%

la primera luz parpadea

Cantidad de electricidad 26% - 50%

la segunda luz parpadea

Cantidad de electricidad 51% - 75%

la tercera luz parpadea

Cantidad de electricidad 76% - 99%

la cuarta luz parpadea

Cantidad de electricidad 100%

carga completa, todas las luces encendidas

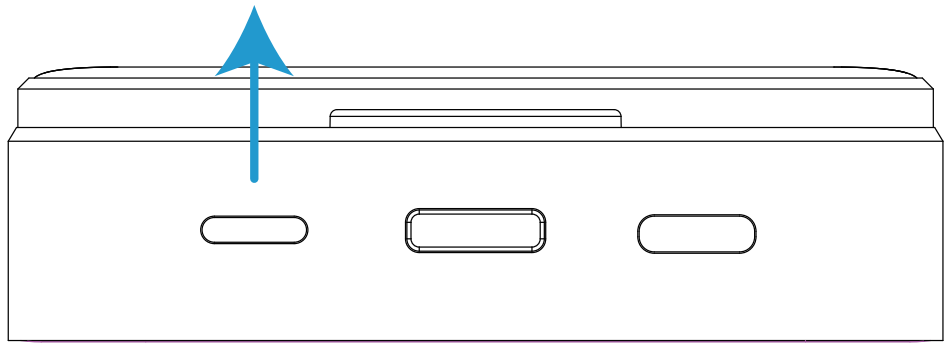

Soporte Cargar Dispositivos Mientras Se Recarga

Uso de un Adaptador para Recargar

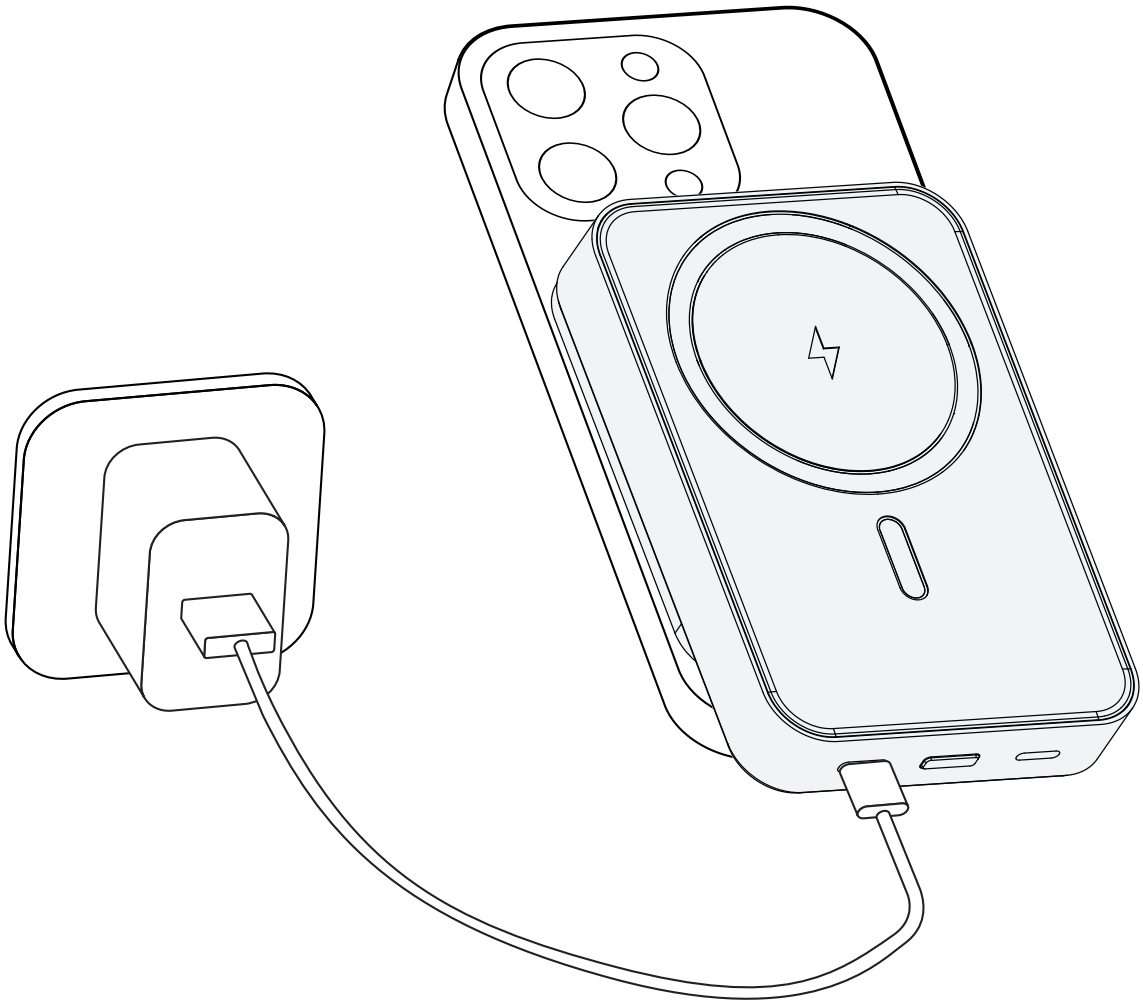

Consejos: El adaptador no está incluido, el cable se incluye con el artículo

Especificaciones

Capacidad de la Celda	10000mAh / 38.5Wh
Entrada USB-C	5V⎓3A、9V⎓2A
Entrada Lighting	5V⎓2A
Salida USB-C	5V⎓3A、9V⎓2.22A、12V⎓1.67A 20wMax
Salida Inalámbrica	5W / 7.5W / 10W / 15W

Postventa

☑ Servicios de Información

☑ Reemplazo

☑ Devolución

Para videos tutoriales, preguntas frecuentes, manuales y más información, contáctenos a través de Amazon o por correo electrónico vjdtjz@gmail.com

FCC WARNING

This device complies with part 15 of the FCC Rules. Operation is subject to the following two conditions: (1) This device may not cause harmful interference, and (2) this device must accept any interference received, including interference that may cause undesired operation.

Note: This equipment has been tested and found to comply with the limits for a Class B digital device, pursuant to part 15 of the FCC Rules. These limits are designed to provide reasonable protection against harmful interference in a residential installation. This equipment generates, uses and can radiate radio frequency energy and, if not installed and used in accordance with the instructions, may cause harmful interference to radio communications.However, there is no guarantee that interference will not occur in a particular installation. Ifthis equipment does cause harmful interference to radio or television reception, which can be determined by turning the equipment off and on, the user is encouraged to try to correct the interference by one or more of the following measures:

-Reorient or relocate the receiving antenna.
-Increase the separation between the equipment and receiver.
-Connect the equipment into an outlet on a circuit different from that to which the receiver is connected.
-Consult the dealer or an experienced radio/TV technician for help.

Note: The Grantee is not responsible for any changes or modifications not expressly approved by the party responsible for compliance. such modifications could void the user's authority to operate the equipment.
The device has been evaluated to meet general RF exposure requirement.

This equipment complies with FCC's RF radiation exposure limits set forth for an uncontrolled environment. This device and its antenna(s) must not be co-located or conjunction with any other antenna or transmitter.