Musicmate 开放式无线耳机/Open Ear True Wireless Earphone

喇叭大小：16.2mm	Speaker size: 16.2mm
阻　　抗：18Ω	Impedance: 18Ω
灵 敏 度：125±3dB	Sensitivity: 125±3dB
传输距离：有效距离10米	Transmission range: Effective distance 10 meters
总 重 量：92g	Gross weight：92g
频率范围：20-20000Hz	Frequency range: 20-20000Hz
耳机电池容量：60mAh	Battery capacity of earphone: 60mAh
充电盒电池容量：600mAh	Battery capacity of charging box: 600mAh
充电时间：约2小时	Charging time: about 2 hours
待机时间：约300小时	Standby time: about 300 hours
使用时间：持续播放音乐约9小时(50%音量)	Usage time: Keep playing music for about 9 hours (50% volume)
FCC 警告语：本设备符合FCC规则第15部分。操作必须符合以下两个条件: (1)本设备不得造成有害干扰, (2)本设备必须接受接收到的任何干扰，包括可能导致不期望操作的干扰。	FCC Warning: This device complies with Part 15 of the FCC Rules. Operation must meet the following two conditions : (1) The equipment must not cause harmful interference, (2) the equipment must accept any interference received, including interference that may cause undesired operation.

Ningbo Kaifat Electronic Co.,Ltd
Add:No.599 Qiming Road,Yinzhou Investment and Industry,Ningbo,China
www.cnenlightenten.com

Made in China
FCC ID:XXXXX-XXXXX-XXX

K audio

Musicmate

Musicmate | user manual

User's guidance

Thank you for choosing the **Musicmate** open wireless earphone! For your better use of the product, please read the Quick Start Guide carefully before using and store it properly. Overthrow the tradition. Not in–ear design. No hurt to the ear. Truly insensitive professional sports wireless earphones.

1.Chip: directional sound transmission chip,let you hear more clearly, scientific software algorithm, realize directional audio transmission.

2.Wearing: Designed with rotatable ear hooks, which is more comfortable without pressing to ear cavity, and realizes true senseless wearing.

3.Sound:16.2mm special biological composite diaphragm driver with special sound–oriented design, make excellent sound performance.

4.Noise cancellation: Equipped with ENC intelligent noise cancellation technology,it can effectively cancel external noise, and there are high–definition calls in noisy environment.

5.Battery life: The earphone is equipped with a 60mAh battery,the standby time is up to 300 hours, and the continuous call can last for 9 hours.

Package content

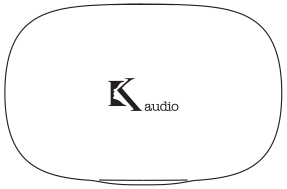

charging box

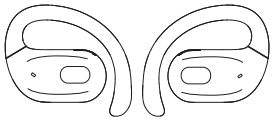

earphone

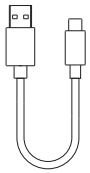

Type-C charging cable

storage bag



manual

Wearing Guide

step one

Take out the earphones, rotate the earhook left and right to adjust the appropriate in-ear angle

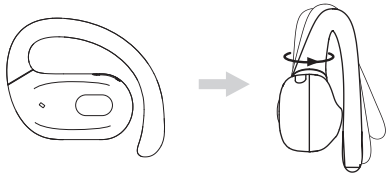

step two

After putting on earphones, slightly rotate up and down of the earhook to adjust the wearing comfort

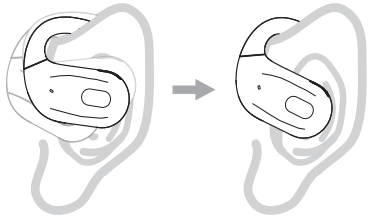

Product Illustration

charging box

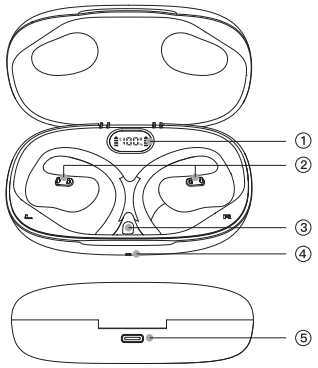

earphone

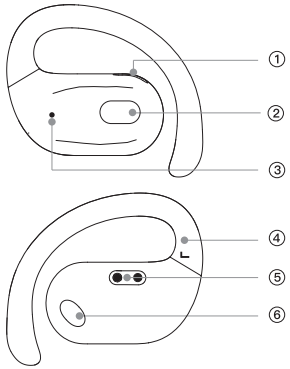

charging box

1.LED digital display 2.Charging column
3.Reset button 4.Indicator light
5.Charging port

earphone

1.Metal steel mesh 2.Multi-function button
3.LED 4.Earhook 5.Charging contacts
6.Sound outlet

Using instructions

1.Power on: When the earphone is in the charging box open the charging box,or hold the multi-function button for 3 seconds when using the earphone alone. The white light is on for 1 second, and the notification sound is "power on".

Power off: Put the earphone into the charging box and close the charging box cover, or hold the multi-function button for 5 seconds when using the earphone alone. The red light will be on for 1 second, and the notification sound is "power off".

2.Connection: Turn on the device and search Bluetooth for " **Musicmate** " for pairing connection. The notification sound is "Pairing".
The pairing status lasts for 5 minutes. If there is no connection, it will automatically shut down after 5 minutes in the pairing status.
The red and white lights flash alternately on main earphone in pairing status, and the white light of the secondary earphone flashes 1 time in each 3 seconds.
After the connection is successful, all lights are off, and the notification sound is "connected"

3.Play/pause: Double press the multi-function button in the playing status

Previous song: Press and hold the left multi-function button for 2 seconds

Next song: Press and hold the right multi-function button for 2 seconds

Volume+: press the right multi-function button once . When the volume is at its maximum, the notification sound "Du"

volume -: press the left multi-functionbutton once

Voice assistant: press multi-function button 3 times

Incoming call answering/outgoing call cancelling: press the multi-function button once to answer and cancel the call.
Incoming call reject/end call: press and hold the multi-function 2 seconds when the call is coming or during the call.

4. Battery indicator: When the charging box is opened over 10 seconds, the LED digital display will go out. You need to click the reset button of the charging box to light up the LED digital display to check the current power of the charging box.
When the earphone is successfully paired with the mobile phone, open the status bar on the mobile phone to view the current power of the earphone

5. Clear pairing: Put both Left and Right earphones into the case,press and hold the “reset button”for 10 seconds until the white indicator light on the charging case flash 6 times,the pairing records will be cleared. The headset is power on again,and then entered the pairing mode.

How to charge

Charging box charge

1. Please use a charger below 5V-2.1A.
Charge with a Type-C charging cable.
During charging, the LED indicator light flashes,and digital LED display flashes slowly. When the charge is full,the LED indicator light and display will be on all the time.

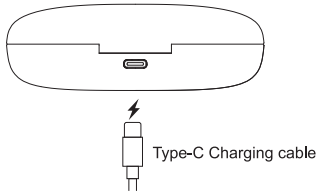

Charging for earphone

When the charging box is open, The earphone is placed in the charging box, The digital LED display will show the cufrent battery level of the charging box and the battery label of the left or right earphone placed decetion for 10 seconds.
During charging, the red light is on.
When the charge is full, The red light goes out.

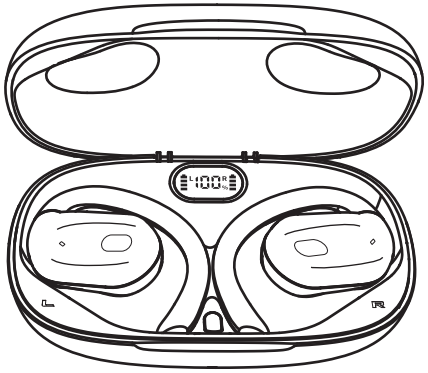

Product parameters

Earbud Weight: 11g
Impedence:18Ω
Case Weight:70g
Driver diameter: 16.2mm
Distance: ⩾10M
Sensitivity: 125±3dB
Support system: Android/Apple

Frequency response range: 20-20KHz
Audio decoding: support AAC/SBC
Charging box battery capacity: 600mAh
Playing time:Continuously play music for 9H(50% volume)
Earphone battery capacity: 60mAh

FCC Warning

This device complies with Part 15 of the FCC Rules. Operation is subject to the following two conditions:
(1) This device may not cause harmful interference, and (2) this device must accept any interference received, including interference that may cause undesired operation.

NOTE 1: This equipment has been tested and found to comply with the limits for a Class B digital device, pursuant to part 15 of the FCC Rules. These limits are designed to provide reasonable protection against harmful interference in a residential installation. This equipment generates, uses and can radiate radio frequency energy and, if not installed and used in accordance with the instructions, may cause harmful interference to radio communications. However, there is no guarantee that interference will not occur in a particular installation. If this equipment does cause harmful interference to radio or television reception, which can be determined by turning the equipment off and on, the user is encouraged to try to correct the interference by one or more of the following measures:
- Reorient or relocate the receiving antenna.
- Increase the separation between the equipment and receiver.
-Connect the equipment into an outlet on a circuit different from that to which the receiver is connected.
-Consult the dealer or an experienced radio/TV technician for help.

NOTE 2: Any changes or modifications to this unit not expressly approved by the party responsible for compliance could void the user's authority to operate the equipment.

The device has been evaluated to meet general RF exposure requirement. The device can be used in portable exposure condition without restriction.