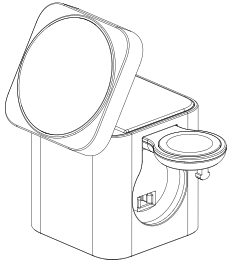

3 IN 1 Wireless Charger user manual

NX-P39

Product Specification

Product Name	3 IN 1 Wireless Charger
Product Model	NX-P39
Charging Port	Type-C
Phone wireless charging output	5W/7.5W/10W/15W MAX
Earphone wireless charging output	5W MAX
Watch wireless charging output	5W MAX
Adapter requirement	>30W
Product Color	Light Blue
Applicable device	Support Qi standard wireless charging device
Product List	wireless charger*1, user manual*1, charging cable*1, packaging box*1

The above specifications are all from the laboratory. Actual specifications may vary depending on the product or other factors. The pictures are for reference only, please refer to the actual product.

Note:

1. Keep the equipment dry, do not put it in water or any other liquid, do not get wet.
2. Use QC2.0/3.0/9V /2.2A adapter (one phone iWatch+Airpods); Use 9V3A adapter (dual phone iWatch+Airpods); Please use adapters above (30W) when all equipment is working at the same time.
3. Do not place magnetic cards, magnetic strip media and precision machinery too close to this product.

Part name	Harmful substance					
	铅 (Pb)	汞 (Hg)	镉 (Cd)	六价铬 (Cr(VI))	多溴联苯 (PBB)	多溴二苯醚 (PBDE)
Printed circuit boards and components *	○	○	○	○	○	○
Metal part	○	○	○	○	○	○
Other	○	○	○	○	○	○

This form is prepared in accordance with the provisions of SJ/T11364. Some models may not contain some of the parts in the table.

○:The content of the hazardous substance in all homogeneous materials of the component is below the limit requirements specified in GB/T26572.

×:Indicates that the content of the hazardous substance in at least one homogeneous material of the component exceeds the limit requirements specified in GB/T 26572. The components marked with "×" are unable to replace harmful substances due to limitations in global technological development.

This device complies with part 15 of the FCC Rules. Operation is subject to the following two conditions: (1) This device may not cause harmful interference, and (2) this device must accept any interference received, including interference that may cause undesired operation.
Any changes or modifications not expressly approved by the party responsible for compliance could void the user's authority to operate the equipment.
NOTE: This equipment has been tested and found to comply with the limits for a Class B digital device, pursuant to Part 15 of the FCC Rules. These limits are designed to provide reasonable protection against harmful interference in a residential installation. This equipment generates, uses and can radiate radio frequency energy and, if not installed and used in accordance with the instructions, may cause harmful interference to radio communications. However, there is no guarantee that interference will not occur in a particular installation.
If this equipment does cause harmful interference to radio or television reception,
which can be determined by turning the equipment off and on, the user is encouraged to try to correct the interference by one or more of the following measures:
— Reorient or relocate the receiving antenna.
— Increase the separation between the equipment and receiver.
— Connect the equipment into an outlet on a circuit different from that to which the receiver is connected.
— Consult the dealer or an experienced radio/TV technician for help.
FCC Radiation Exposure Statement
This equipment complies with FCC radiation exposure limits set forth for an uncontrolled environment. This equipment should be installed and operated with a minimum distance of 20 cm between the radiator and your body.

3.Charging for i watch

Put the IWATCH in automatic magnetic alignment in the charging area, and the watch automatically prompts the charging status.

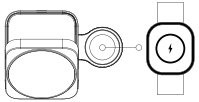

4.charging for phone and earphone

① Open the magnetic charging area of the wireless charger, Put the phone in the magnetic charging area and automatically fix it, and the mobile phone will Display charging status.

② Put the earphone on the back of the phone magnetic area for charging, and the earphone display the green light when charging.

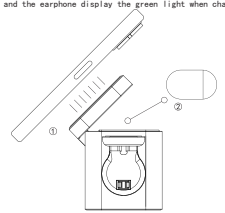

Use a wireless charger to charge your device

1.Plug in a TYPE-C cable

Support PD&QC3.0 fast charge input. It is recommended that the adapter with more than 30W input power can achieve full load of the 3 output terminals.

If the power watts is less than 30W, there may be insufficient power or an unstable state, it can not be output charging for three devices at the same time.

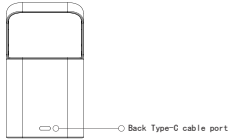

2. Press to open the IWATCH charging area

Tap the IWATCH charging area to unlock the popup, and flip it flat to start charging the IWATCH.

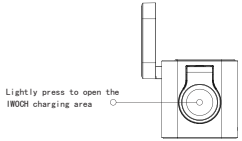

Product introduction

This product is a 3 IN 1 multi-functional magnetic fast wireless charger that can be support

iPhone12~ 15 series magnetic mobile phone, iWatch, Qi standard mobile phone /Airpods wireless charging

This product supports Type C input charging, is a convenient and practical intelligent electronic device.

The magnetic part of this product uses an independent magnetic coil design, you can put the phone vertically or horizontally, It also does not affect the charging of the phone, and you can watch videos while charging.

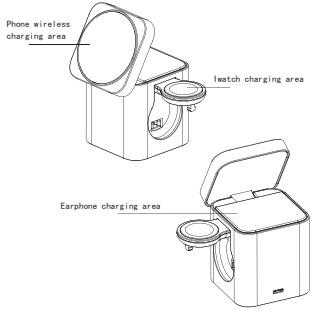

Catalog

Product catalog.....1P

Product introduction 2P

Instructions 3P

Product specification 5P

Notes 6P