Appendix

Report No.:	CISRR241105028
FCC ID:	2BL5P-TG-352
Product Name:	Bluetooth Speaker
Model No.:	TG-352
Test Engineer:	Lucas Huang
Supervised by:	Rory Huang

1) Duty Cycle

Test Result

Modulation	Packets	Channel	On Time (ms)	Period (ms)	Duty Cycle (%)	Duty Cycle (linear)	Duty Cycle Factor (dB)	1/T
GFSK	DH5	0	2.878	3.748	76.79	0.7679	1.147	0.3475
		39	2.878	3.748	76.79	0.7679	1.147	0.3475
		78	2.878	3.748	76.79	0.7679	1.147	0.3475
π/4DQPSK	2-DH5	0	2.884	3.748	76.95	0.7695	1.1379	0.3467
		39	2.884	3.748	76.95	0.7695	1.1379	0.3467
		78	2.886	3.748	77.00	0.7700	1.1351	0.3465
8DPSK	3-DH5	0	2.886	3.748	77.00	0.7700	1.1351	0.3465
		39	2.888	3.748	77.05	0.7705	1.1323	0.3463
		78	2.886	3.748	77.00	0.7700	1.1351	0.3465

Test Graphs

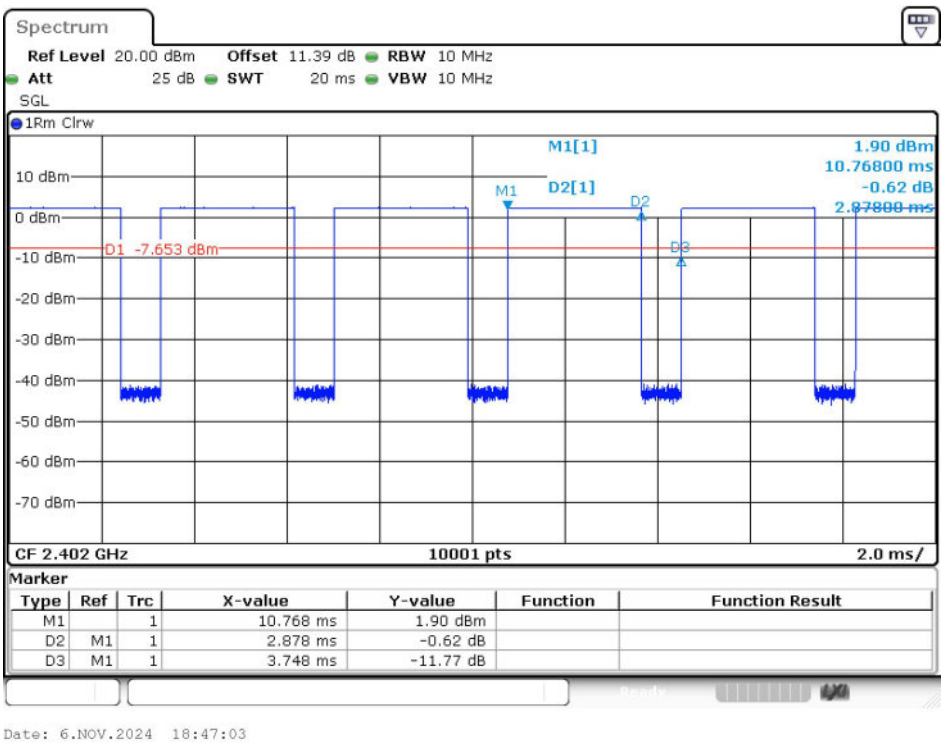

GFSK(DH5)_Channel 0

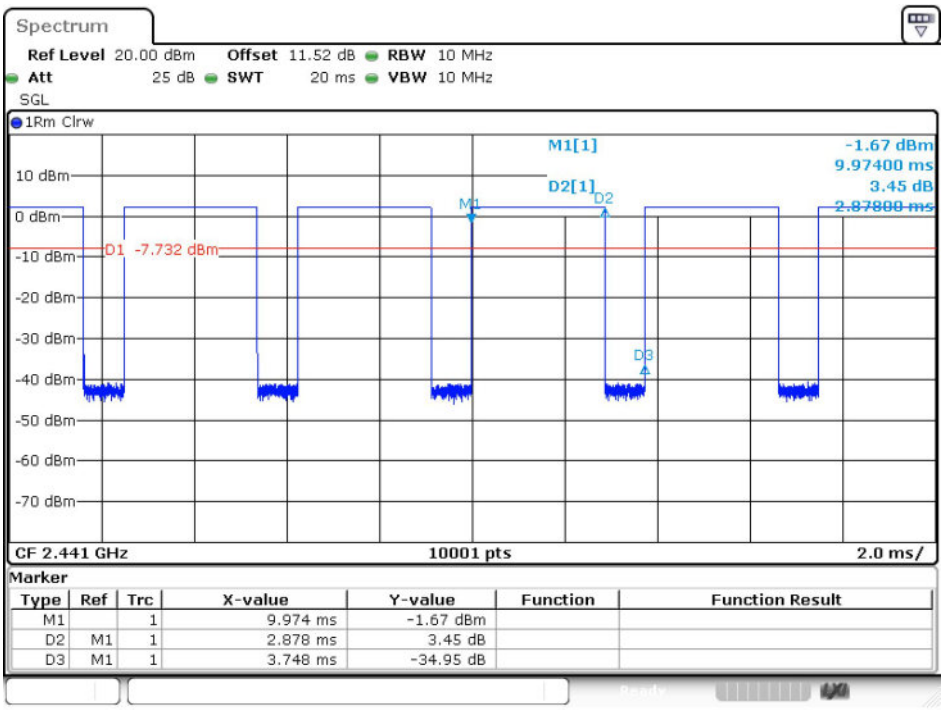

GFSK(DH5)_Channel 39

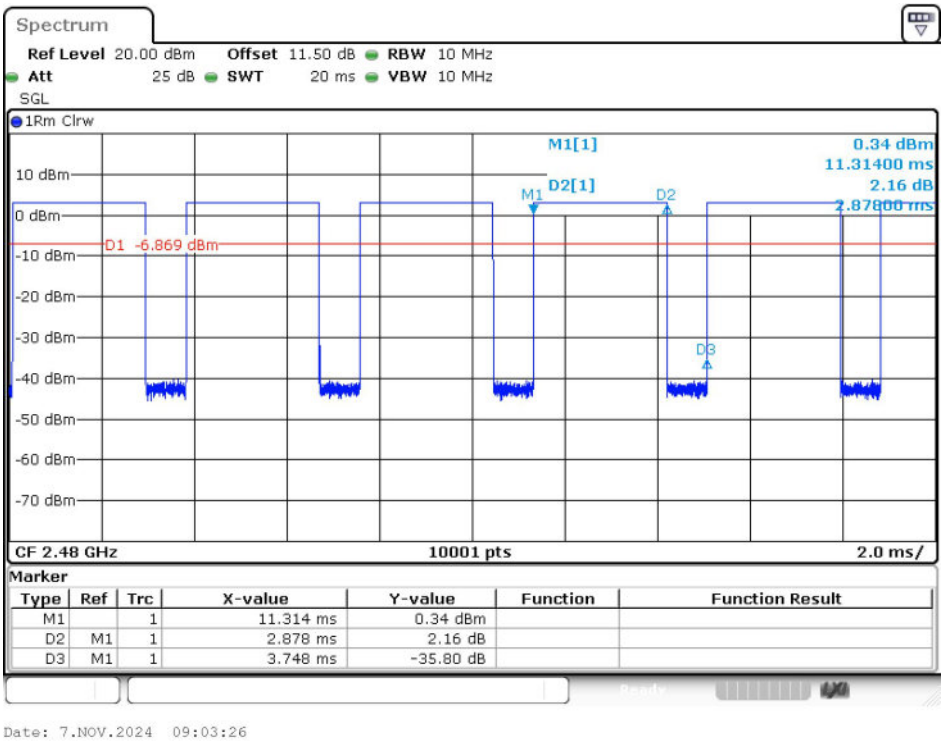

GFSK(DH5)_Channel 78

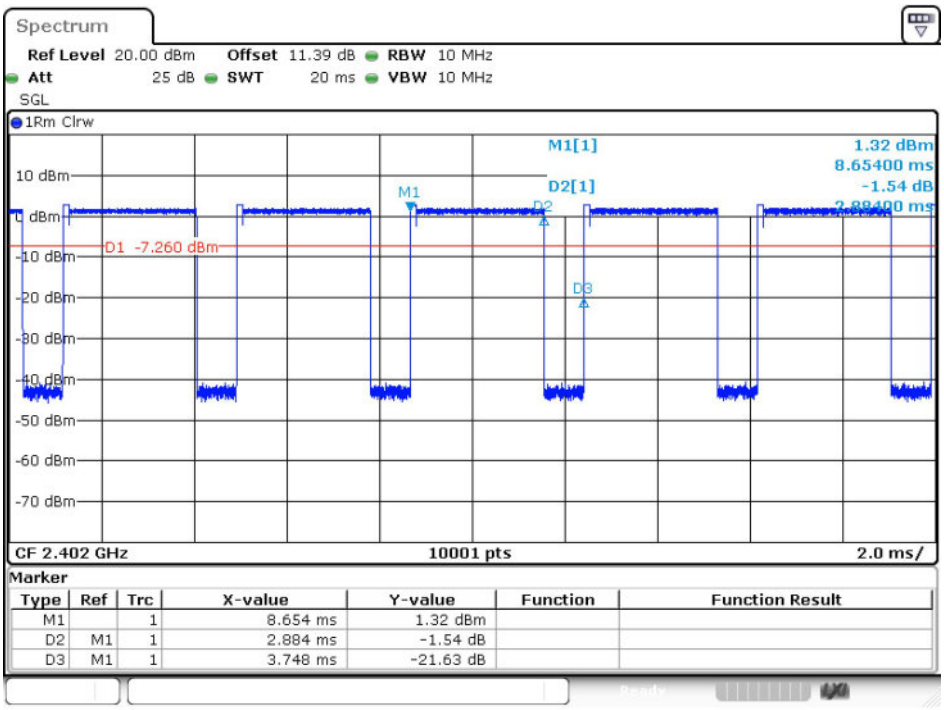

π/4DQPSK(2-DH5)_Channel 0

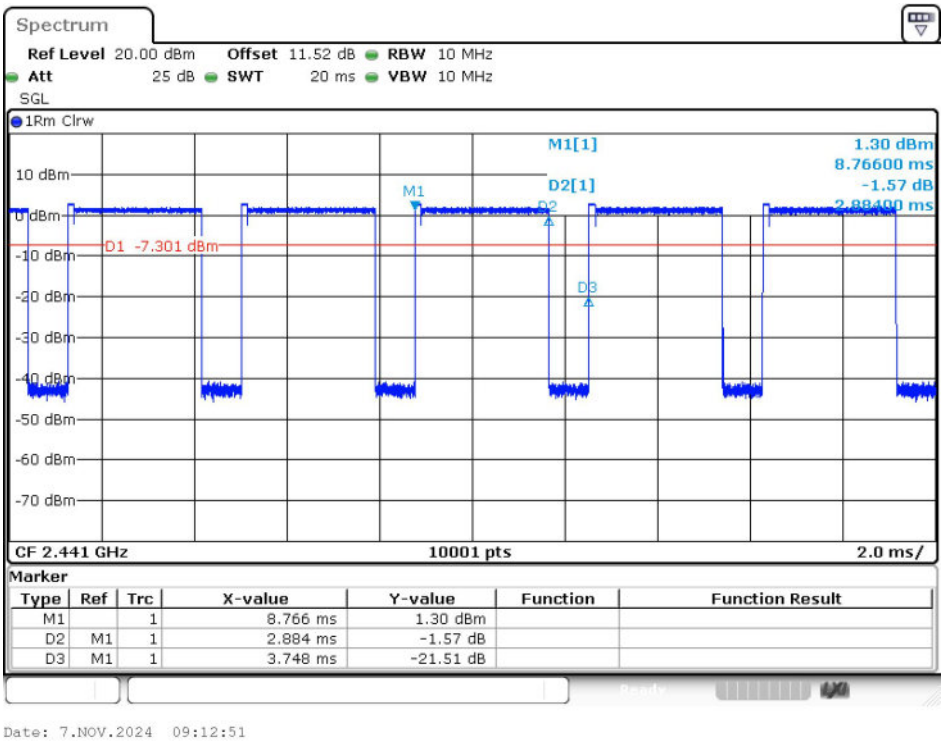

π/4DQPSK(2-DH5)_Channel 39

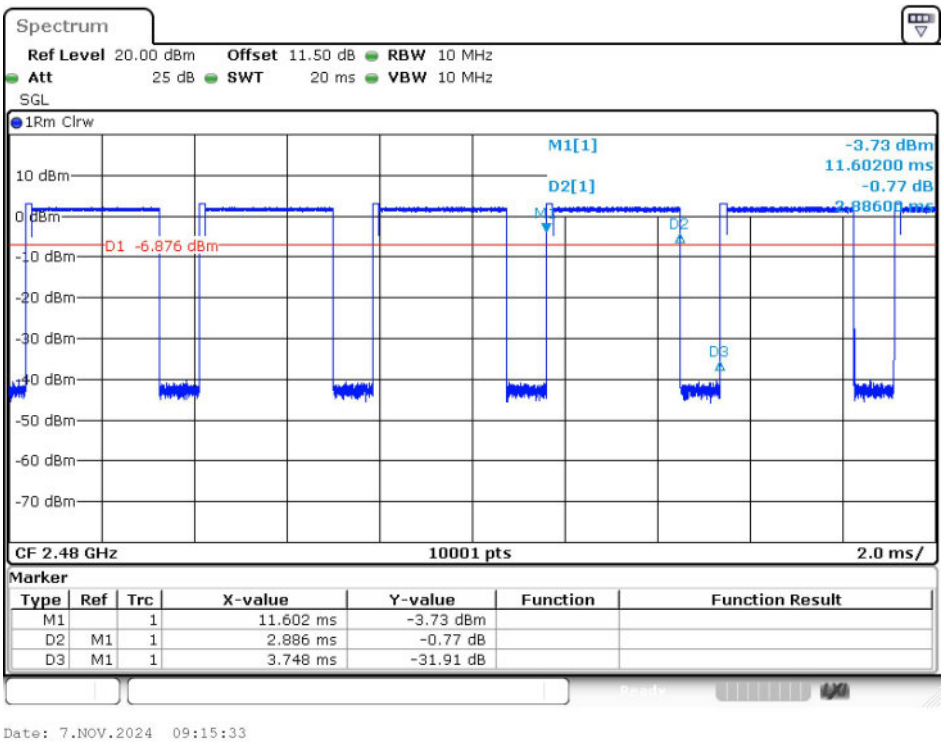

π/4DQPSK(2-DH5)_Channel 78

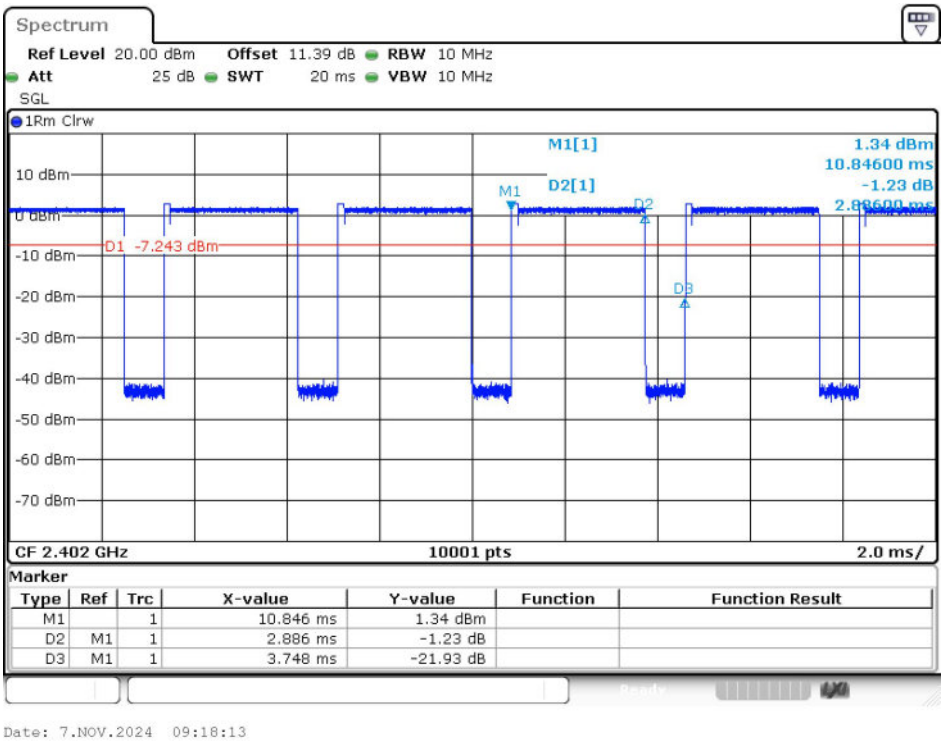

8DPSK(3-DH5)_Channel 0

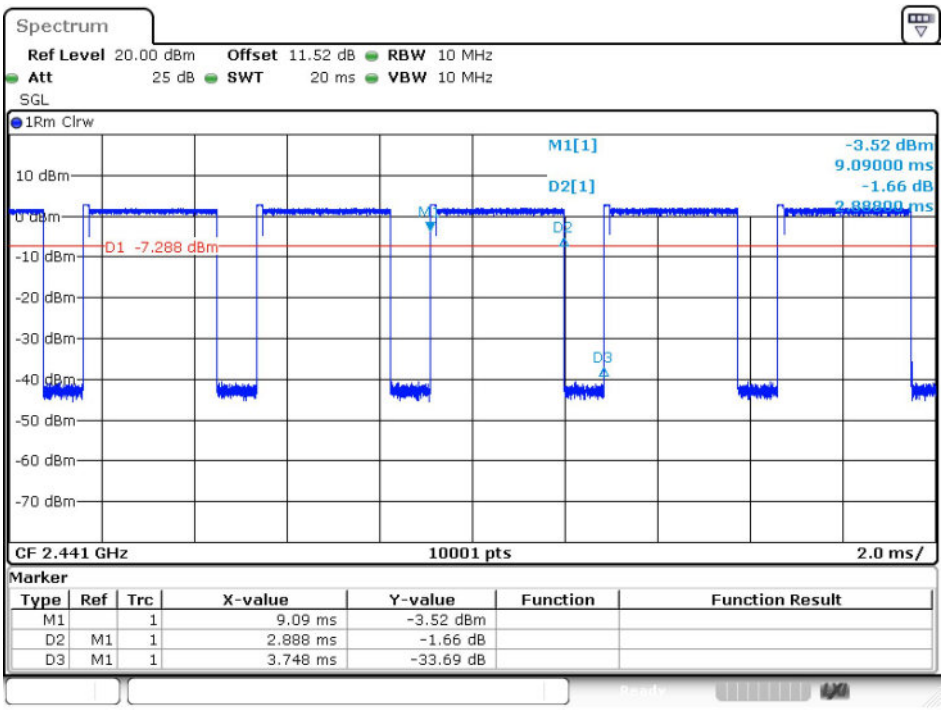

8DPSK(3-DH5)_Channel 39

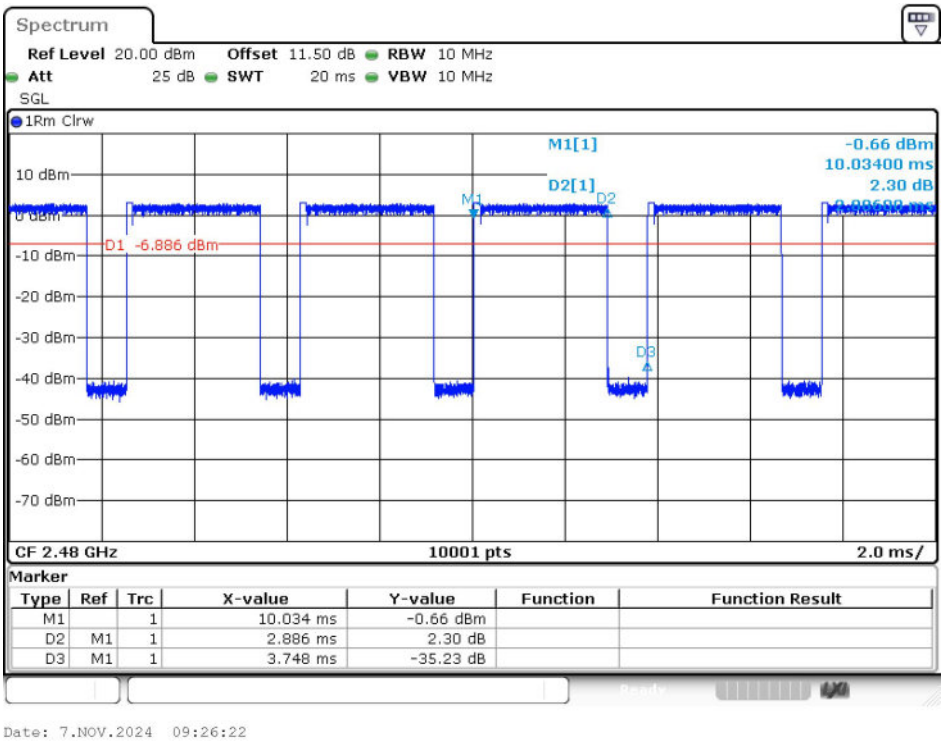

8DPSK(3-DH5)_Channel 78

2) Dwell Time

Test Result

Modulation	Packet	Channel	Pulse Width (ms)	Number of Pulses in 31.6 seconds	Dwell Time (ms)	Limit (ms)	Result
GFSK	DH5	CH0 (2402MHz)	2.880	100	288.0	< 400	PASS
π/4DQPSK	2-DH5		2.888	112	323.46		PASS
8DPSK	3-DH5		2.896	115	333.04		PASS

Test Graphs

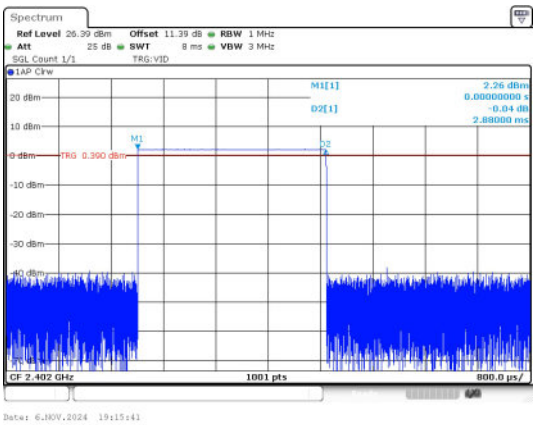

Pulse Width
GFSK_DH5

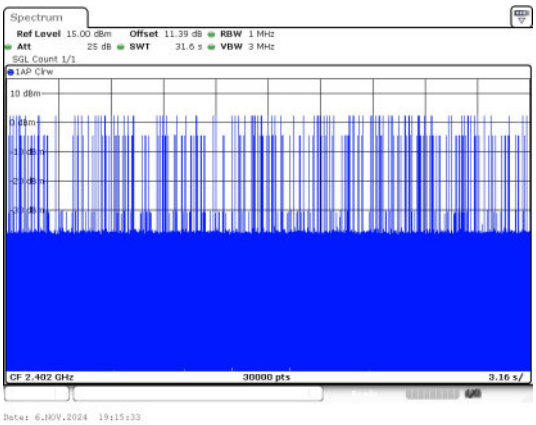

Number of Pulses in 31.6 seconds
GFSK_DH5

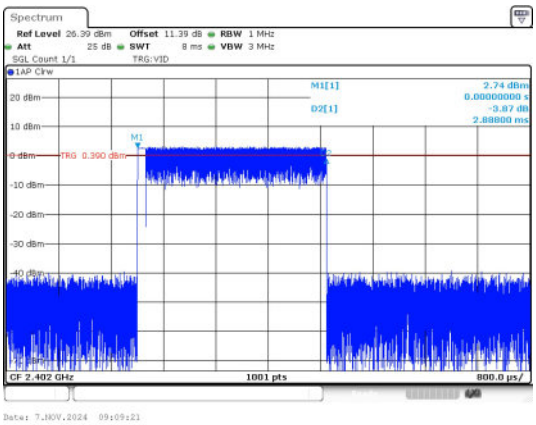

Pulse Width
π/4DQPSK_2-DH5

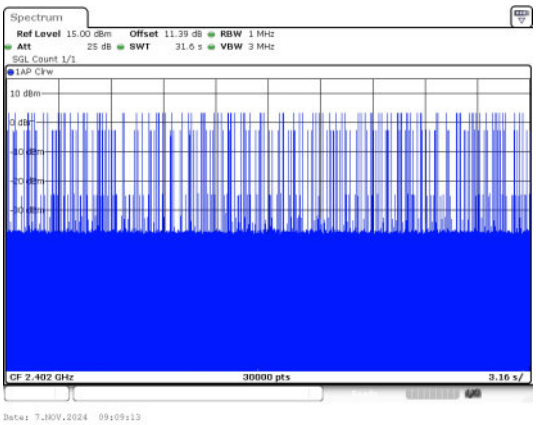

Number of Pulses in 31.6 seconds
π/4DQPSK_2-DH5

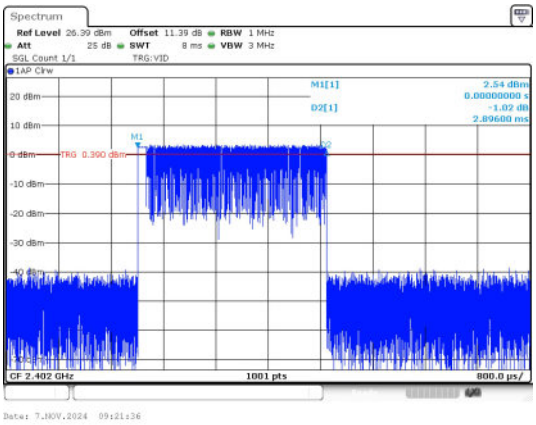	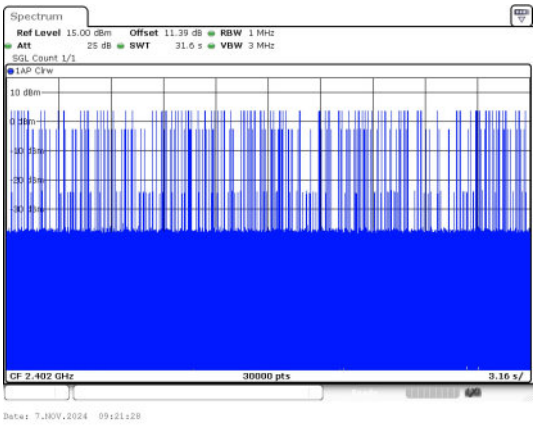
Pulse Width **8DPSK_3-DH5**	**Number of Pulses in 31.6 seconds** **8DPSK_3-DH5**

3) Number Of Hopping Channel

Test Result

Modulation	Packet	Number of Hopping Channel	Limit	Result
GFSK	DH5	79	15	PASS
π/4DQPSK	2-DH5	79	15	PASS
8DPSK	3-DH5	79	15	PASS

Test Graphs

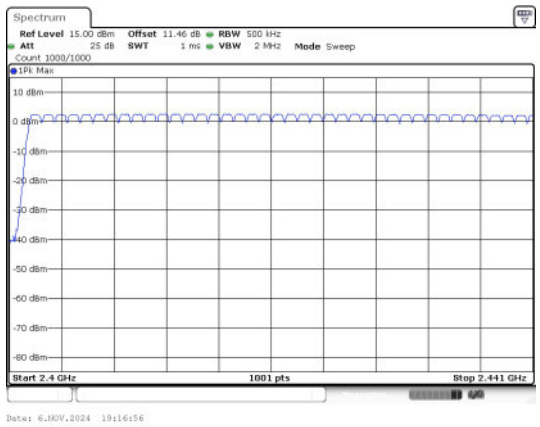

Low End Spectrum Channel Hopping Plot
GFSK

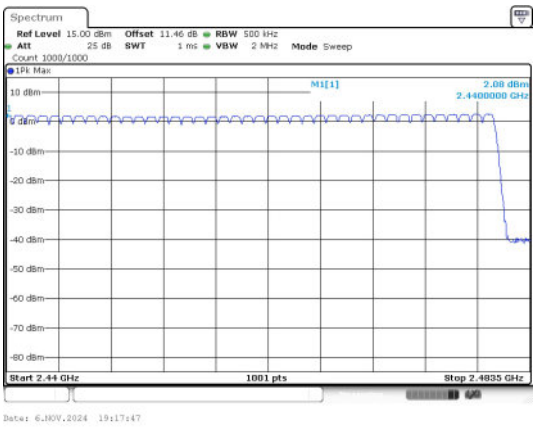

High End Spectrum Channel Hopping Plot
GFSK

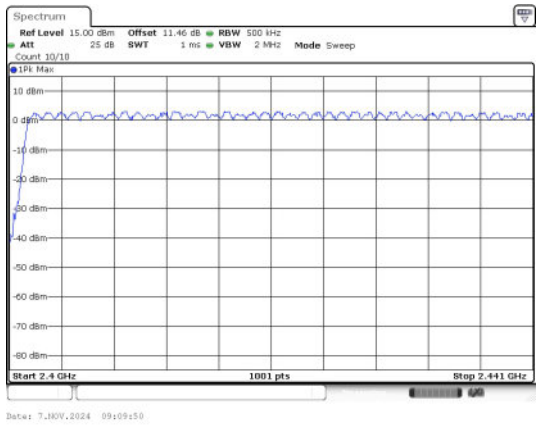

Low End Spectrum Channel Hopping Plot
π/4DQPSK

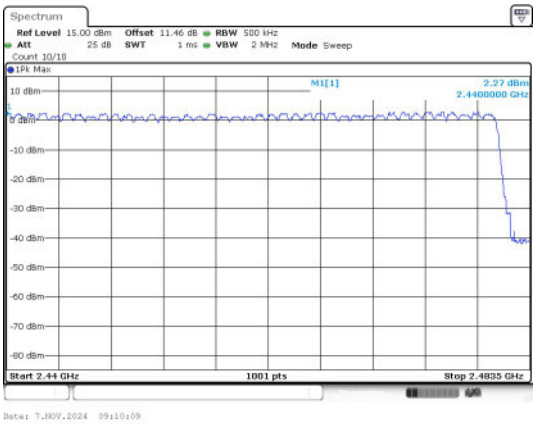

High End Spectrum Channel Hopping Plot
π/4DQPSK

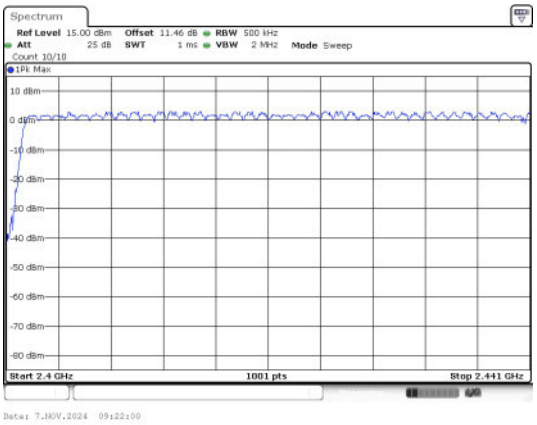

Low End Spectrum Channel Hopping Plot

8DPSK

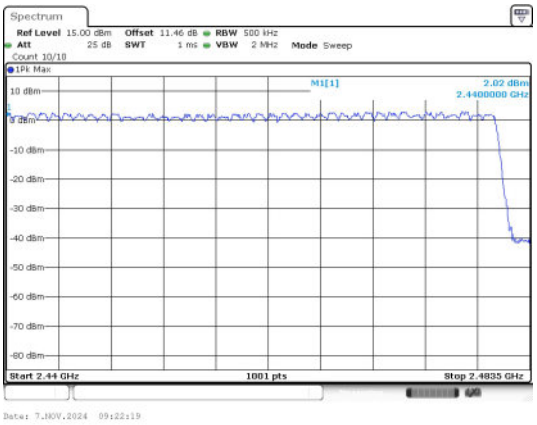

High End Spectrum Channel Hopping Plot

8DPSK

4) Conducted Peak Output Power

Test Result

Modulation	Packet Type	Channel	Peak Output Power (dBm)	Peak Output Power (mW)	Limit (dBm)	Result
GFSK	DH5	0	2.41	1.74	≤30	PASS
		39	2.32	1.71		PASS
		78	3.14	2.06		PASS
π/4DQPSK	2-DH5	0	3.63	2.31	≤20.97	PASS
		39	3.55	2.27		PASS
		78	3.97	2.50		PASS
8DPSK	3-DH5	0	4.07	2.55		PASS
		39	4.01	2.52		PASS
		78	4.39	2.75		PASS

Test Graphs

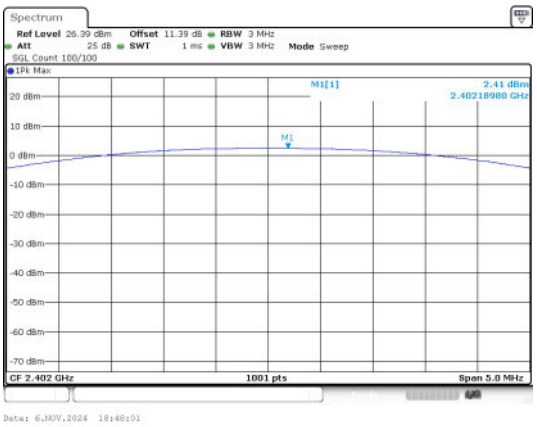

Peak Output Power
GFSK_Channel 0

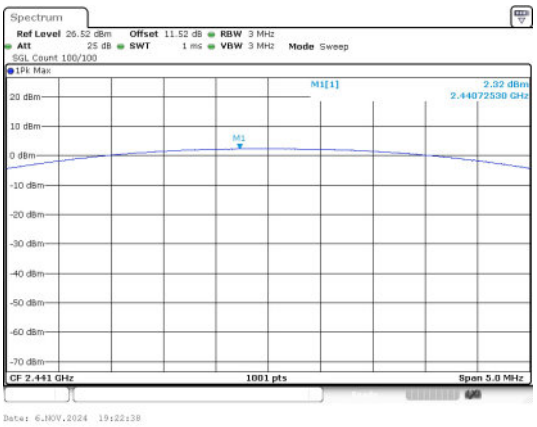

Peak Output Power
GFSK_Channel 39

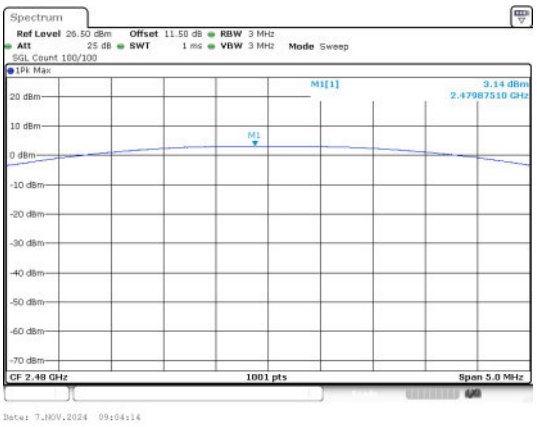

Peak Output Power
GFSK_Channel 78

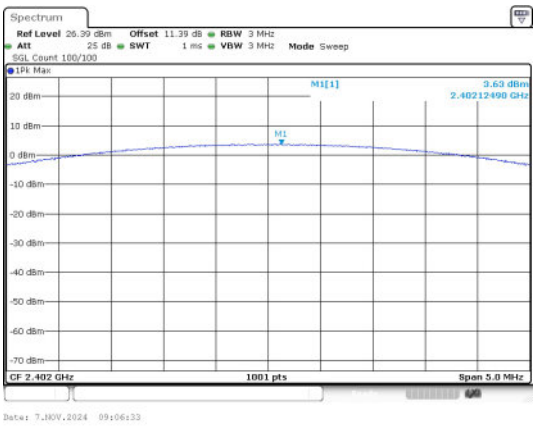

Peak Output Power
π/4DQPSK_Channel 0

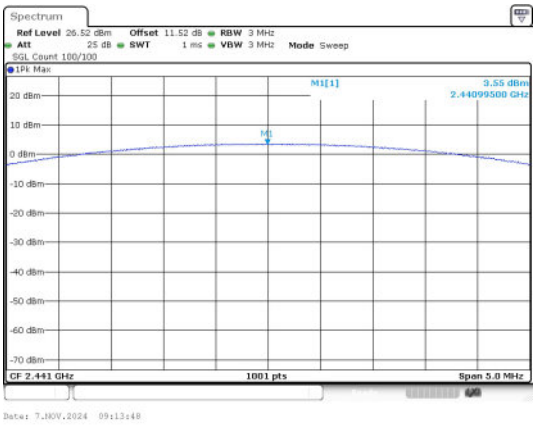

Peak Output Power

π/4DQPSK_Channel 39

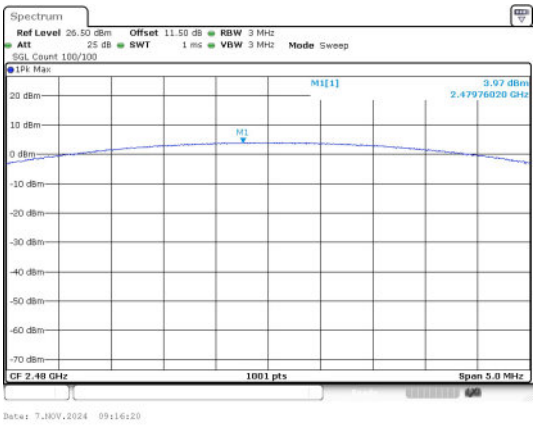

Peak Output Power

π/4DQPSK_Channel 78

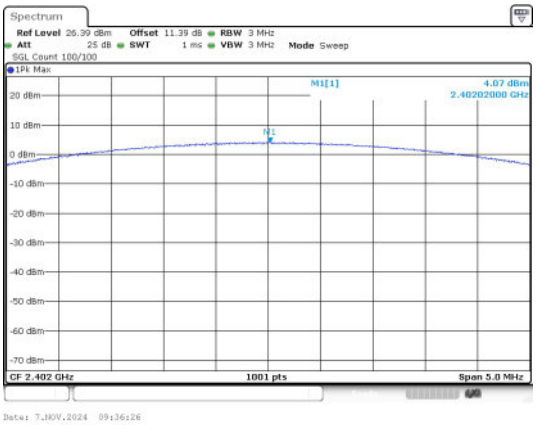

Peak Output Power

8DPSK_Channel 0

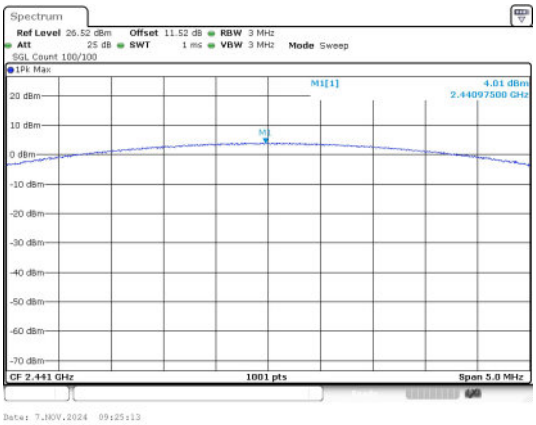

Peak Output Power

8DPSK_Channel 39

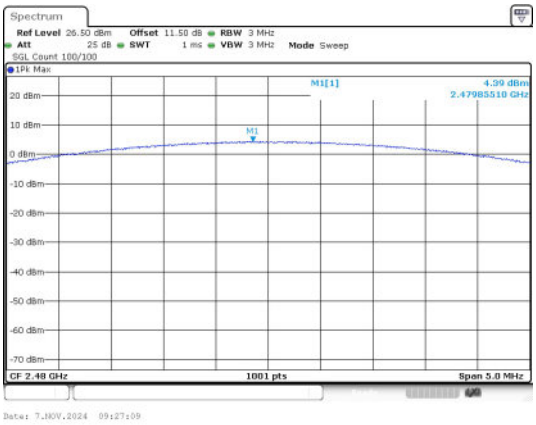

Peak Output Power

8DPSK_Channel 78

5) 99% Bandwidth

Test Result

Modulation	Channel	Center Frequency (MHz)	99% BW (MHz)
GFSK	0	2402	0.94180
	39	2441	0.95140
	78	2480	0.95960
π/4DQPSK	0	2402	1.2054
	39	2441	1.2242
	78	2480	1.2318
8DPSK	0	2402	1.2182
	39	2441	1.2204
	78	2480	1.2192

Test Graphs

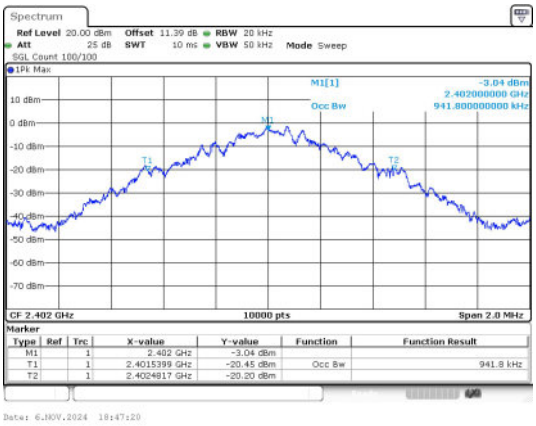

GFSK_DH5_Channel 0

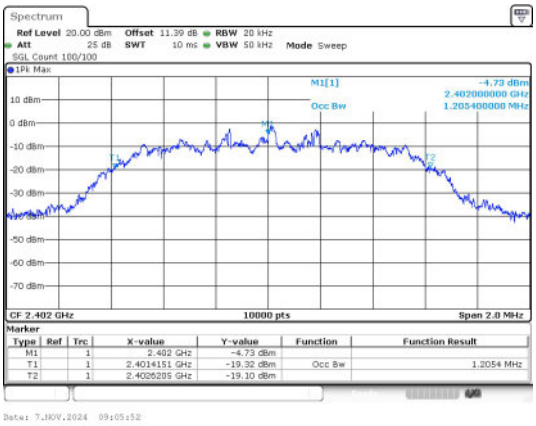

π/4DQPSK_2-DH5_Channel 0

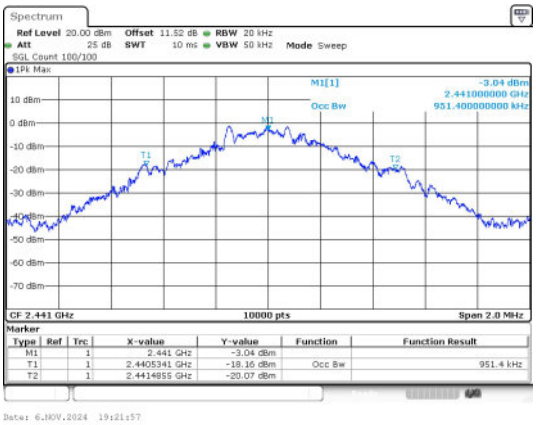

GFSK_DH5_Channel 39

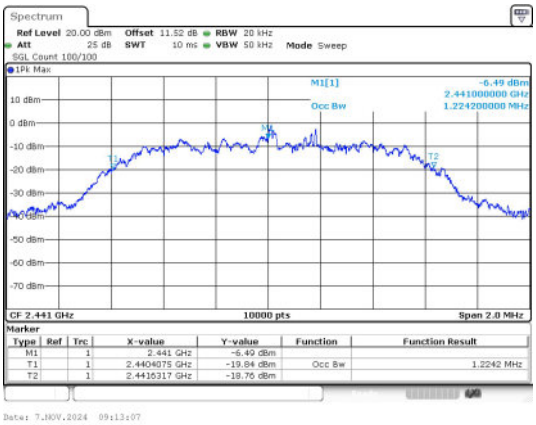

π/4DQPSK_2-DH5_Channel 39

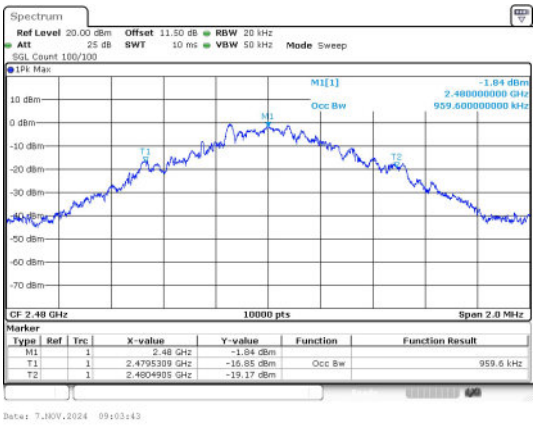

GFSK_DH5_Channel 78

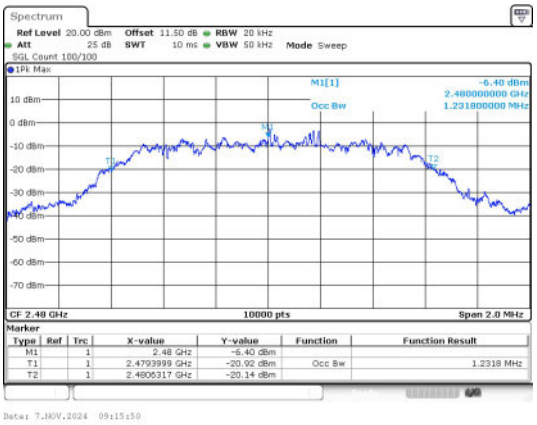

π/4DQPSK_2-DH5_Channel 78

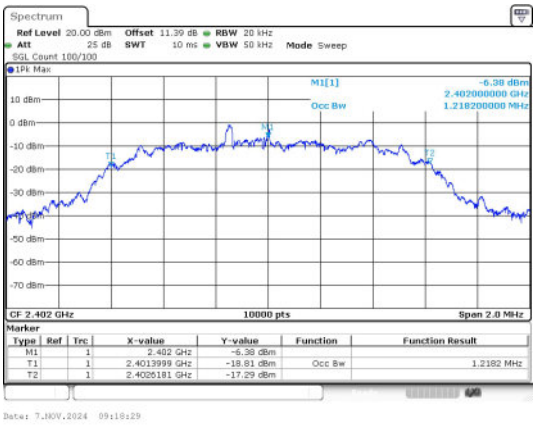

8DPSK_3-DH5_Channel 0

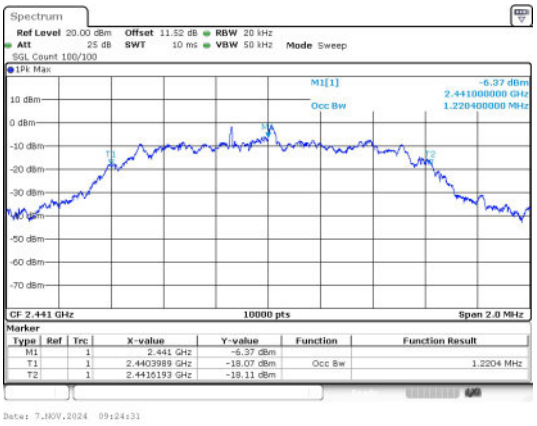

8DPSK_3-DH5_Channel 39

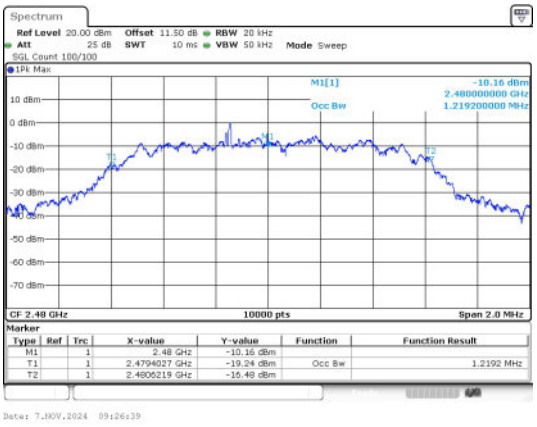

8DPSK_3-DH5_Channel 78

6) 20dB Bandwidth

Test Result

Modulation	Channel	Center Frequency (MHz)	20 dB Bandwidth (MHz)
GFSK	0	2402 MHz	1.030
	39	2441 MHz	1.030
	78	2480 MHz	1.030
π/4DQPSK	0	2402 MHz	1.330
	39	2441 MHz	1.330
	78	2480 MHz	1.330
8DPSK	0	2402 MHz	1.290
	39	2441 MHz	1.290
	78	2480 MHz	1.290

Test Graphs

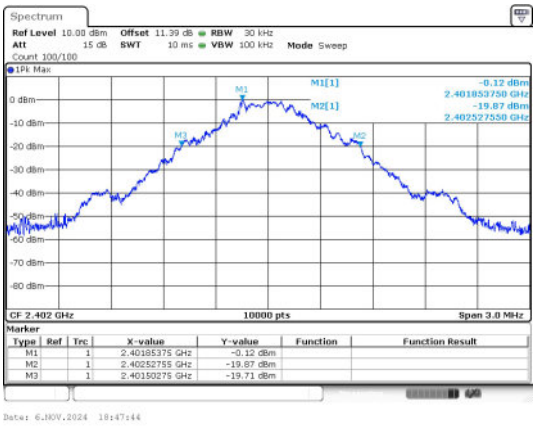

GFSK_DH5_Channel 0

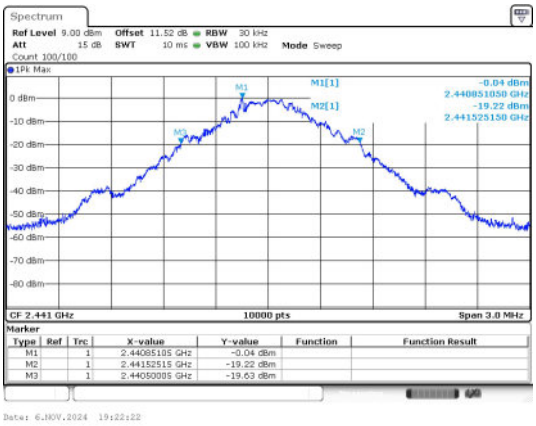

GFSK_DH5_Channel 39

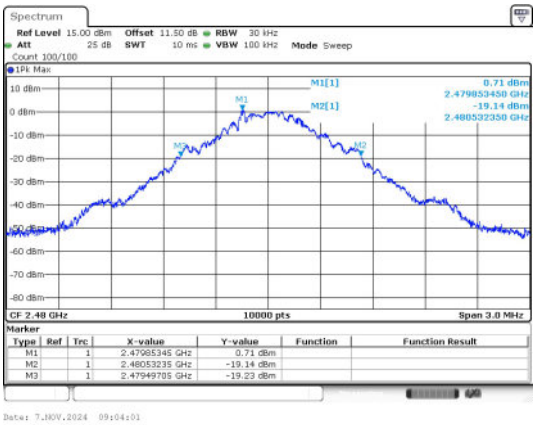

GFSK_DH5_Channel 78

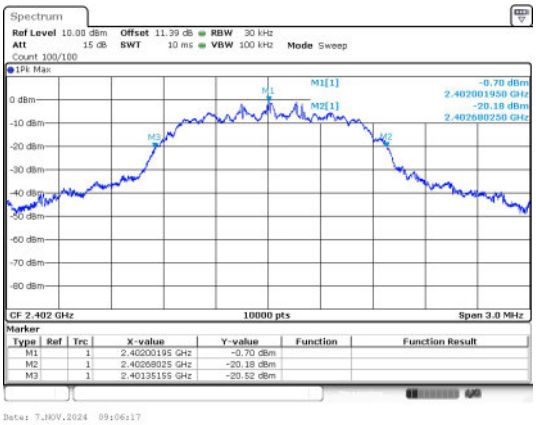

π/4DQPSK_2-DH5_Channel 0

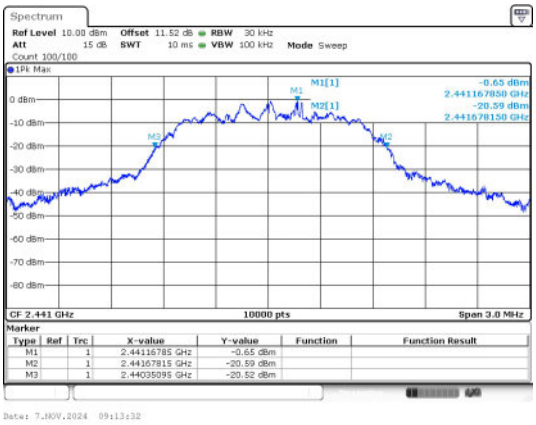

π/4DQPSK_2-DH5_Channel 39

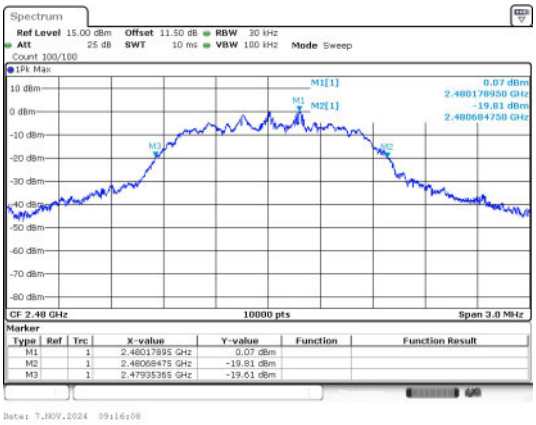

π/4DQPSK_2-DH5_Channel 78

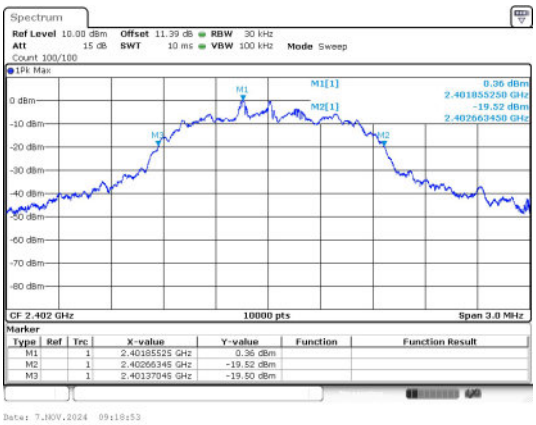

8DPSK_3-DH5_Channel 0

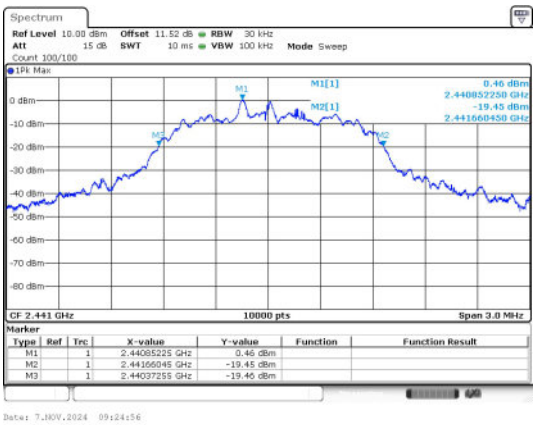

8DPSK_3-DH5_Channel 39

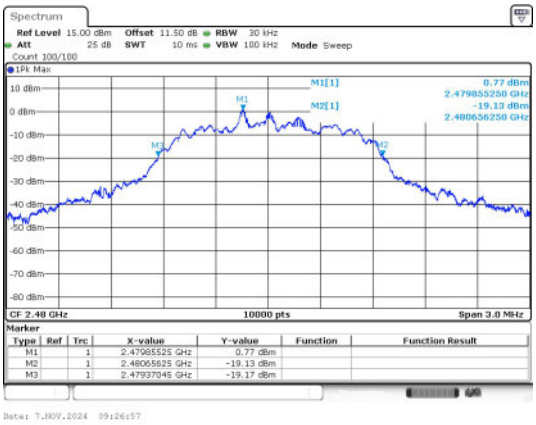

8DPSK_3-DH5_Channel 78

7) Carrier Frequencies Separation

Test Result

Modulation	Packet	Left Center frequency (MHz)	Right Center frequency (MHz)	Hopping Frequency Separation (MHz)	Limit (MHz)	Result
GFSK	DH5	2439.8614	2440.9268	1.0653	1.030	PASS
π/4DQPSK	2-DH5	2440.0129	2441.0194	1.0065	0.887	PASS
8DPSK	3-DH5	2439.8542	2441.0123	1.1580	0.86	PASS

Test Graphs

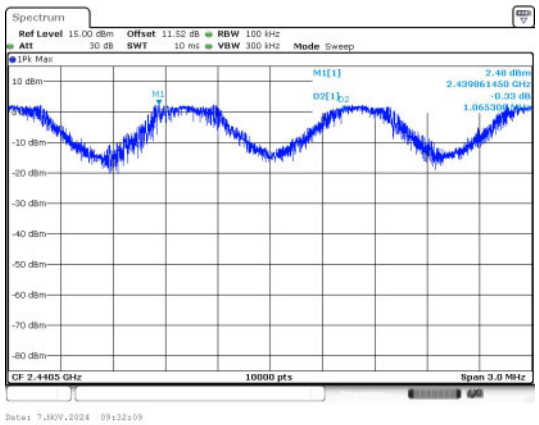

GFSK

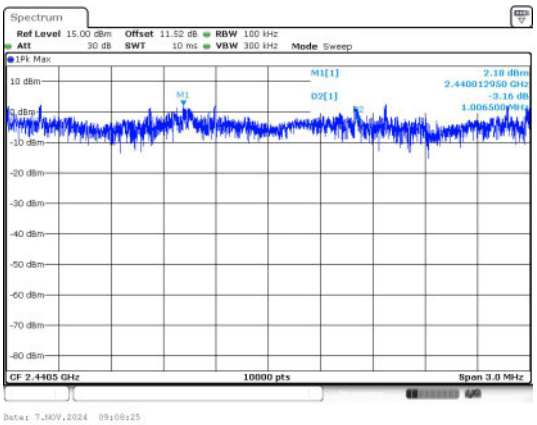

π/4DQPSK

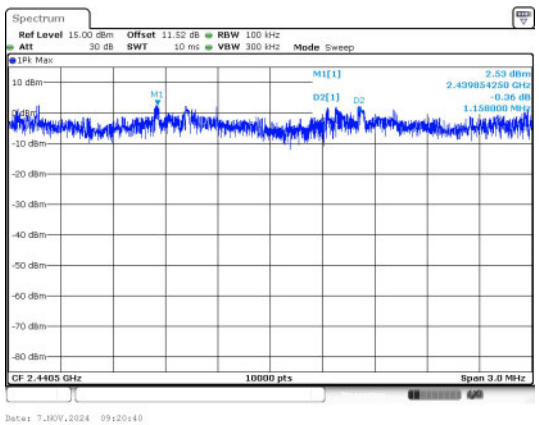

8DPSK

8) Conducted Out Of Band Emission

Test Result

Non-Hopping

Modulation	Packet	Channel	OOB Emission Frequency (MHz)	OOB Emission Level (dBm)	Limit (dBm)	Over Limit (dB)	Result
GFSK	DH5	0	2400.00	-46.110	-17.67	-28.440	PASS
			9608.08	-44.850	-17.67	-27.180	PASS
		39	9763.72	-42.149	-17.81	-24.339	PASS
		78	2483.50	-49.240	-16.89	-32.350	PASS
			9920.20	-43.703	-16.89	-26.813	PASS
π/4DQPSK	2-DH5	0	2400.00	-48.060	-17.7	-30.360	PASS
			9608.08	-43.227	-17.7	-25.527	PASS
		39	9763.72	-43.679	-17.56	-26.119	PASS
		78	2483.50	-49.410	-17.04	-32.370	PASS
			9920.20	-43.461	-17.04	-26.421	PASS
8DPSK	3-DH5	0	2400.00	-48.260	-17.61	-30.650	PASS
			9608.08	-43.092	-17.61	-25.482	PASS
		39	9763.72	-42.723	-17.38	-25.343	PASS
		78	2483.50	-50.000	-17.13	-32.870	PASS
			9920.20	-44.312	-17.13	-27.182	PASS

Hopping

Modulation	Packet	Channel	OOB Emission Frequency (MHz)	OOB Emission Level (dBm)	Limit (dBm)	Over Limit (dB)	Result
GFSK	DH5	Hopping	2396.01	-48.158	-17.92	-30.238	PASS
			2400.00	-50.190	-17.92	-32.270	PASS
			2483.50	-49.130	-17.51	-31.620	PASS
π/4DQPSK	2-DH5		2398.60	-47.811	-17.35	-30.461	PASS
			2400.00	-51.100	-17.35	-33.750	PASS
			2483.50	-49.610	-18.4	-31.210	PASS
8DPSK	3-DH5		2397.84	-48.366	-17.39	-30.976	PASS
			2400.00	-50.000	-17.39	-32.610	PASS
			2483.50	-49.560	-18.01	-31.550	PASS

Test Graphs

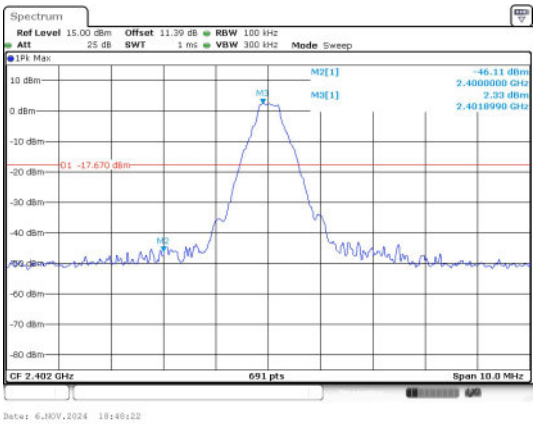

Out Of Band Emission

GFSK_DH5_Channel 0

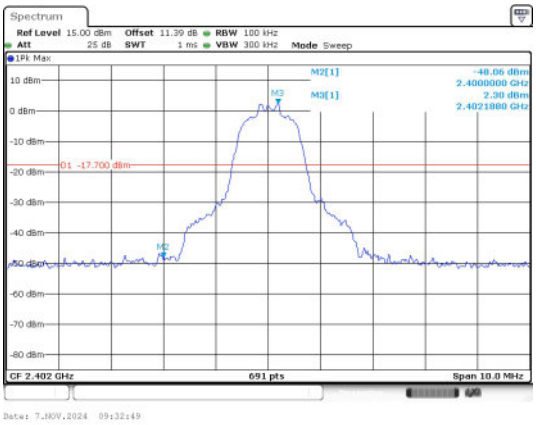

Out Of Band Emission

π/4DQPSK_2-DH5_Channel 0

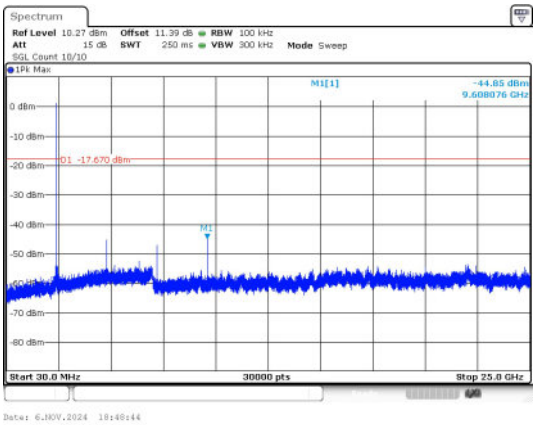

30.0 MHz - 25000.0 MHz

GFSK_DH5_Channel 0

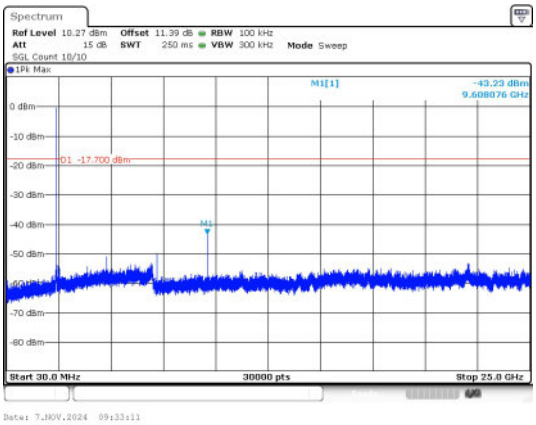

30.0 MHz - 25000.0 MHz

π/4DQPSK_2-DH5_Channel 0

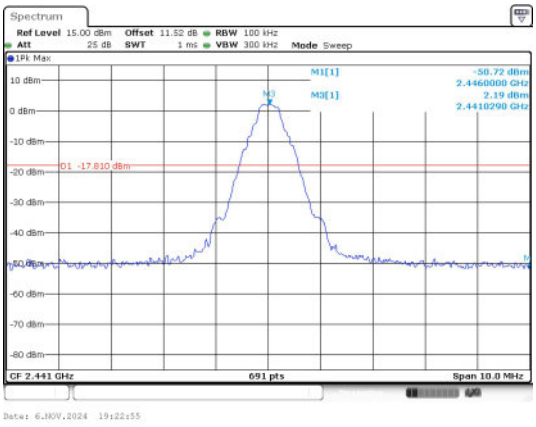

Out Of Band Emission

GFSK_DH5_Channel 39

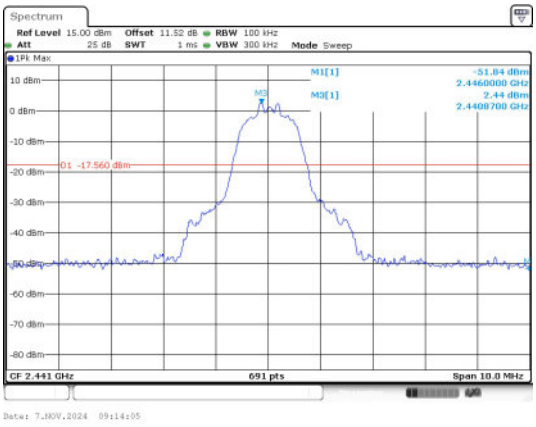

Out Of Band Emission

π/4DQPSK_2-DH5_Channel 39

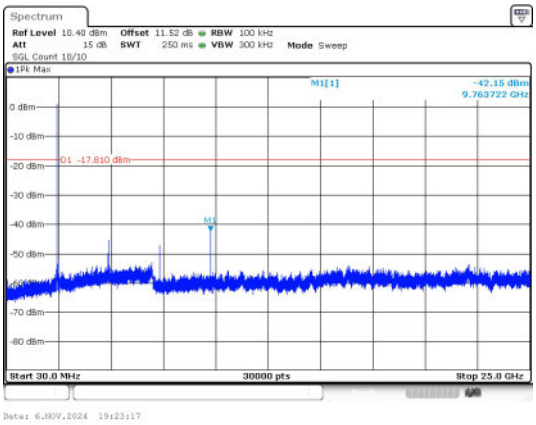

30.0 MHz - 25000.0 MHz

GFSK_DH5_Channel 39

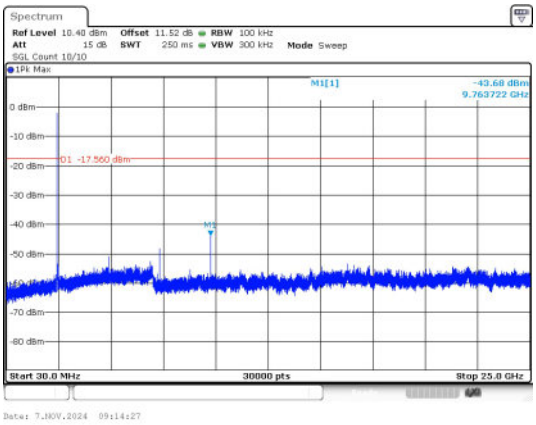

30.0 MHz - 25000.0 MHz

π/4DQPSK_2-DH5_Channel 39

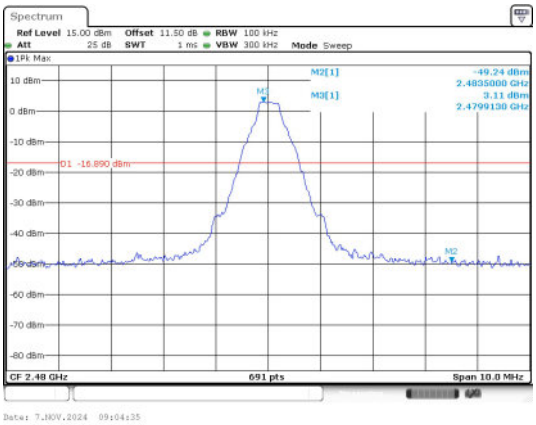

Out Of Band Emission

GFSK_DH5_Channel 78

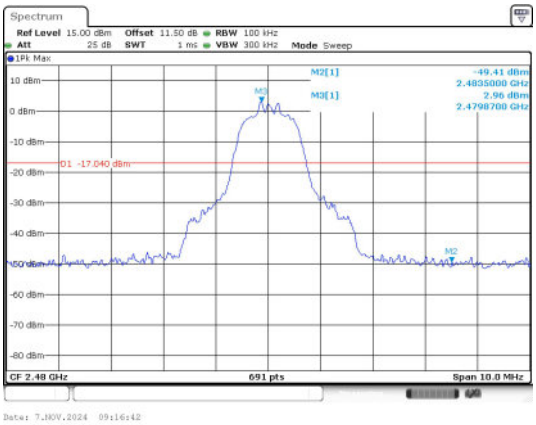

Out Of Band Emission

π/4DQPSK_2-DH5_Channel 78

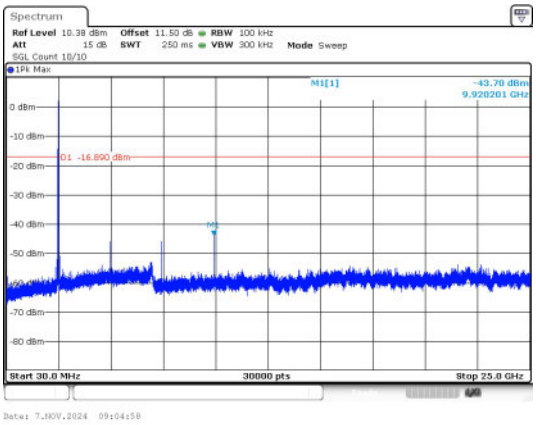

30.0 MHz - 25000.0 MHz

GFSK_DH5_Channel 78

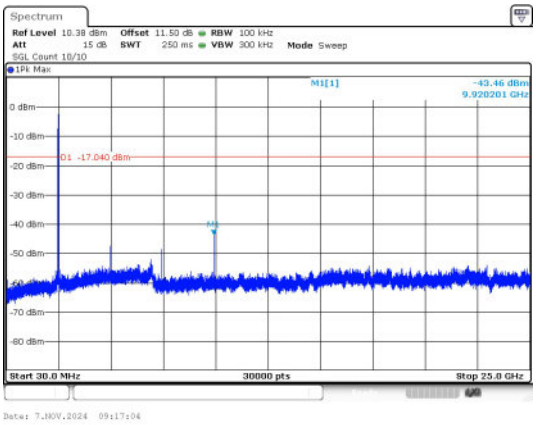

30.0 MHz - 25000.0 MHz

π/4DQPSK_2-DH5_Channel 78

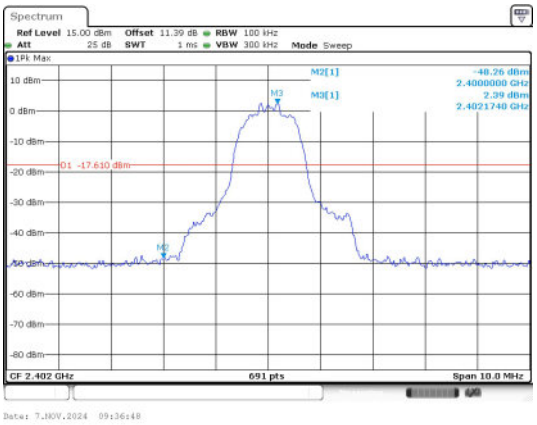

Out Of Band Emission

8DPSK_3-DH5_Channel 0

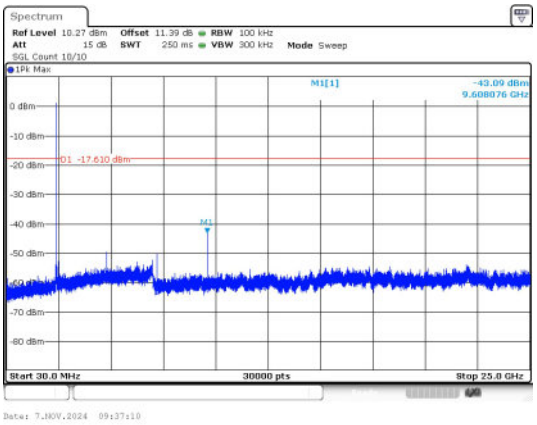

30.0 MHz - 25000.0 MHz

8DPSK_3-DH5_Channel 0

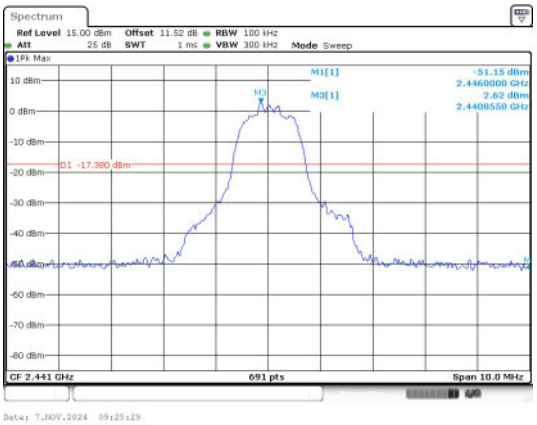

Out Of Band Emission

8DPSK_3-DH5_Channel 39

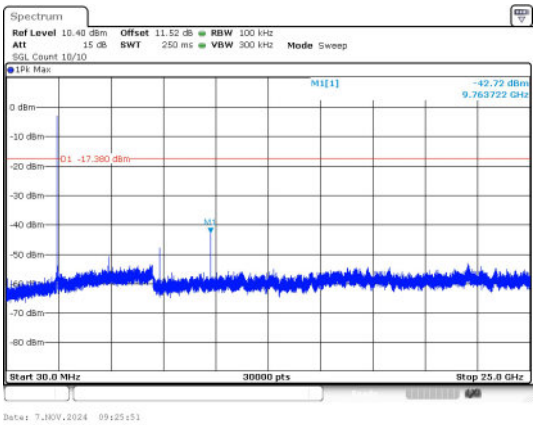

30.0 MHz - 25000.0 MHz

8DPSK_3-DH5_Channel 39

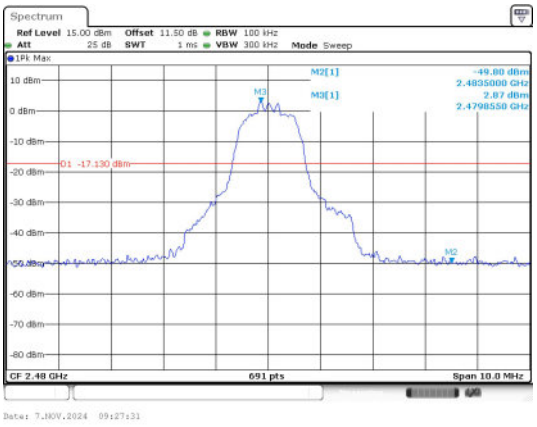

Out Of Band Emission

8DPSK_3-DH5_Channel 78

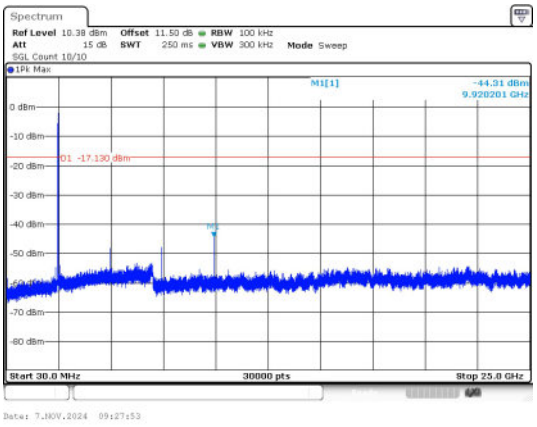

30.0 MHz - 25000.0 MHz

8DPSK_3-DH5_Channel 78

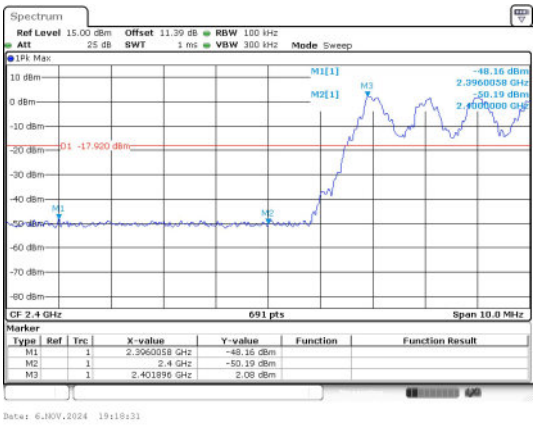

Out Of Band Emission(Left)

GFSK_DH5_Channel Hopping

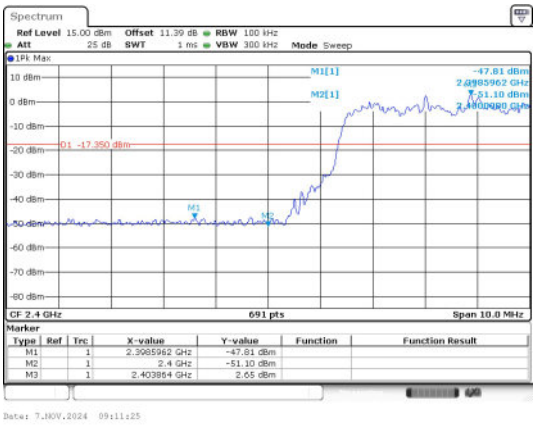

Out Of Band Emission(Left)

π/4DQPSK_2-DH5_Channel Hopping

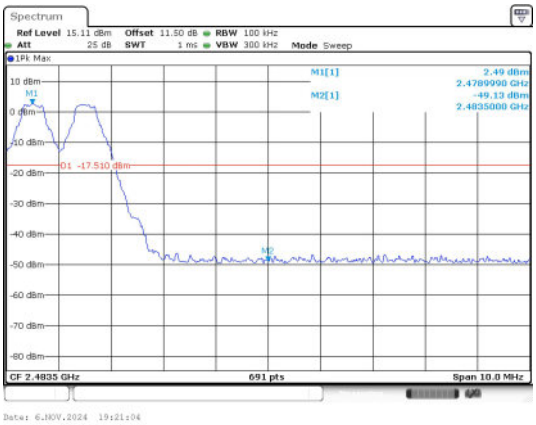

Out Of Band Emission(Right)

GFSK_DH5_Channel Hopping

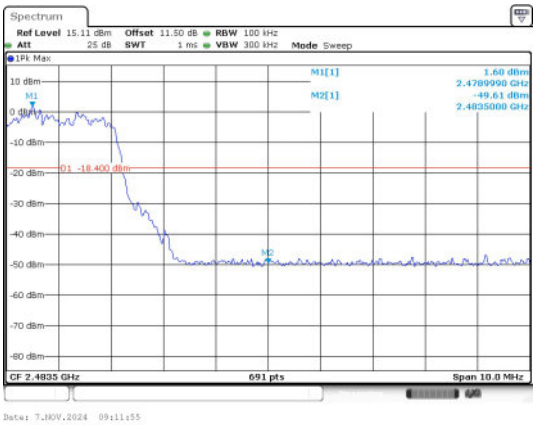

Out Of Band Emission(Right)

π/4DQPSK_2-DH5_Channel Hopping

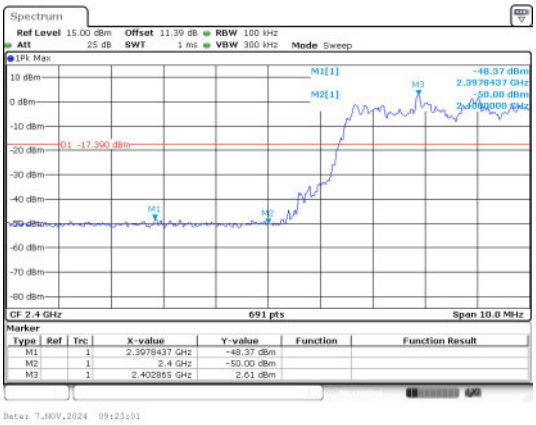

Out Of Band Emission(Left)

8DPSK_3-DH5_Channel Hopping

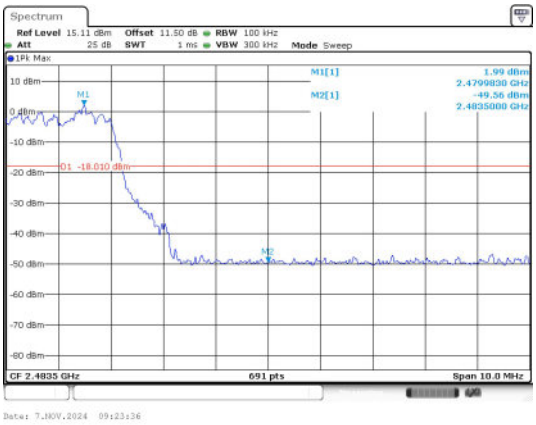

Out Of Band Emission(Right)

8DPSK_3-DH5_Channel Hopping

------The End-----