Shenzhen Keesun Technology Co., Ltd.

Product datesheet

Product P/N EX20042

Product Description: 2.4~2.5/5.15~5.95GHz

Dual band Monopole Stick Antenna Black/RF-SMA

Guest households:

Client P/N:

KEESUN		
QA	R&D	Marketing Dept
Wu Miaoyan	Liao haibin	Liu chenglan

Client		
Affirm	Examine and Verify	Ratify
Bear fruit: ☐	Accept ☐	Refuse
Suggestion:		

Catalogue

Project / content	page number
1. the title page of a thread-bound book	1
2. catalogue	2
3. Product Specification Overview	3
4. Product drawing	4
5. Network analyzer test pattern	5
6. Microwave dark room test report	6
7. Antenna standard parameter	7

Product Specification Overview

●Electrical Performance:

1. Frepuency Range: 2.4~2.5/5150~5.95GHz
2. Lmpedance: 50 Ohms nominal
3. VSWR: ≦1.92
4. Gain:
5. Connctor Type: RF-SMA
6. Polarization: linear

●Mechanical properties:

1. Cable: RG178 cable,50 Ohm
2. Operation temperature range: -20℃~ +70℃
3. Storage temperature range: -30℃~ +80℃
4. Color:Black

Shenzhen Keesun Technology Co., Ltd.

Network analyzer test pattern

P / N(Part Number):EX20042
Title specification: 2.4~2.5GHz /5.15~5.95GHz Φ13.0ANTENNA
Test value:Return Loss/VSWR

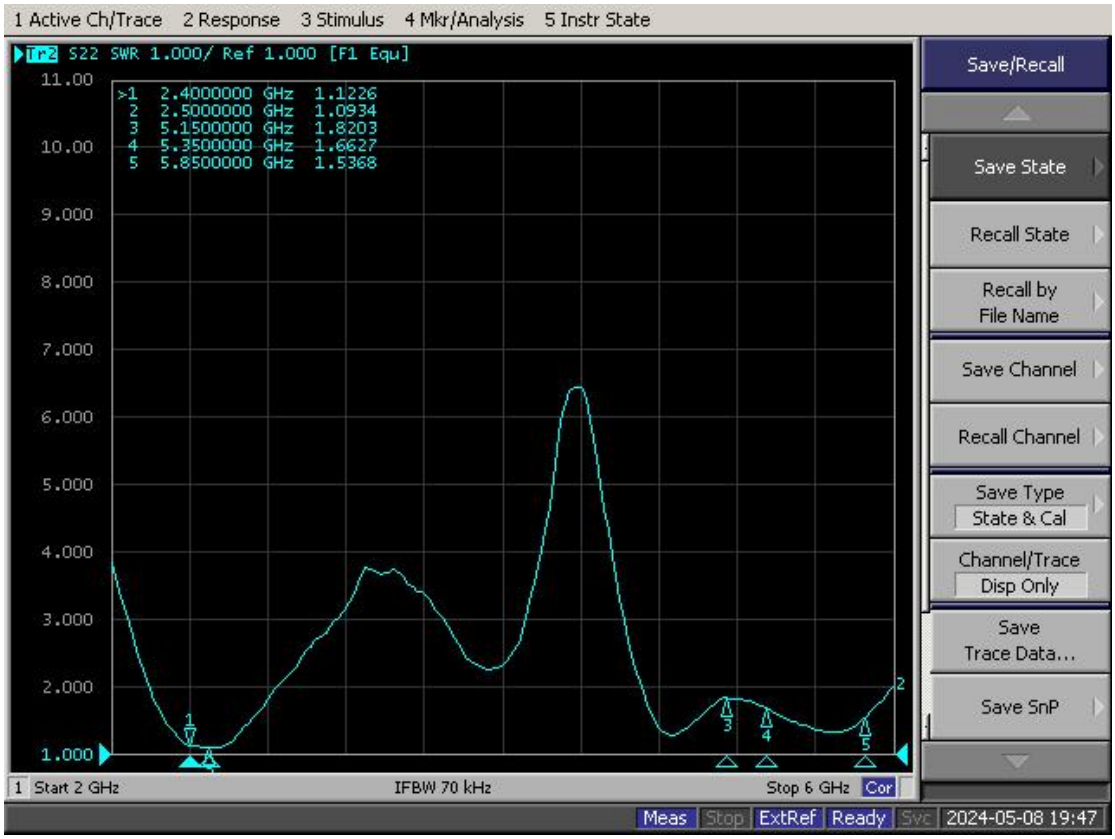

Antenna 2D Report-2.4~2.5GHz/5.15~5.95GHz

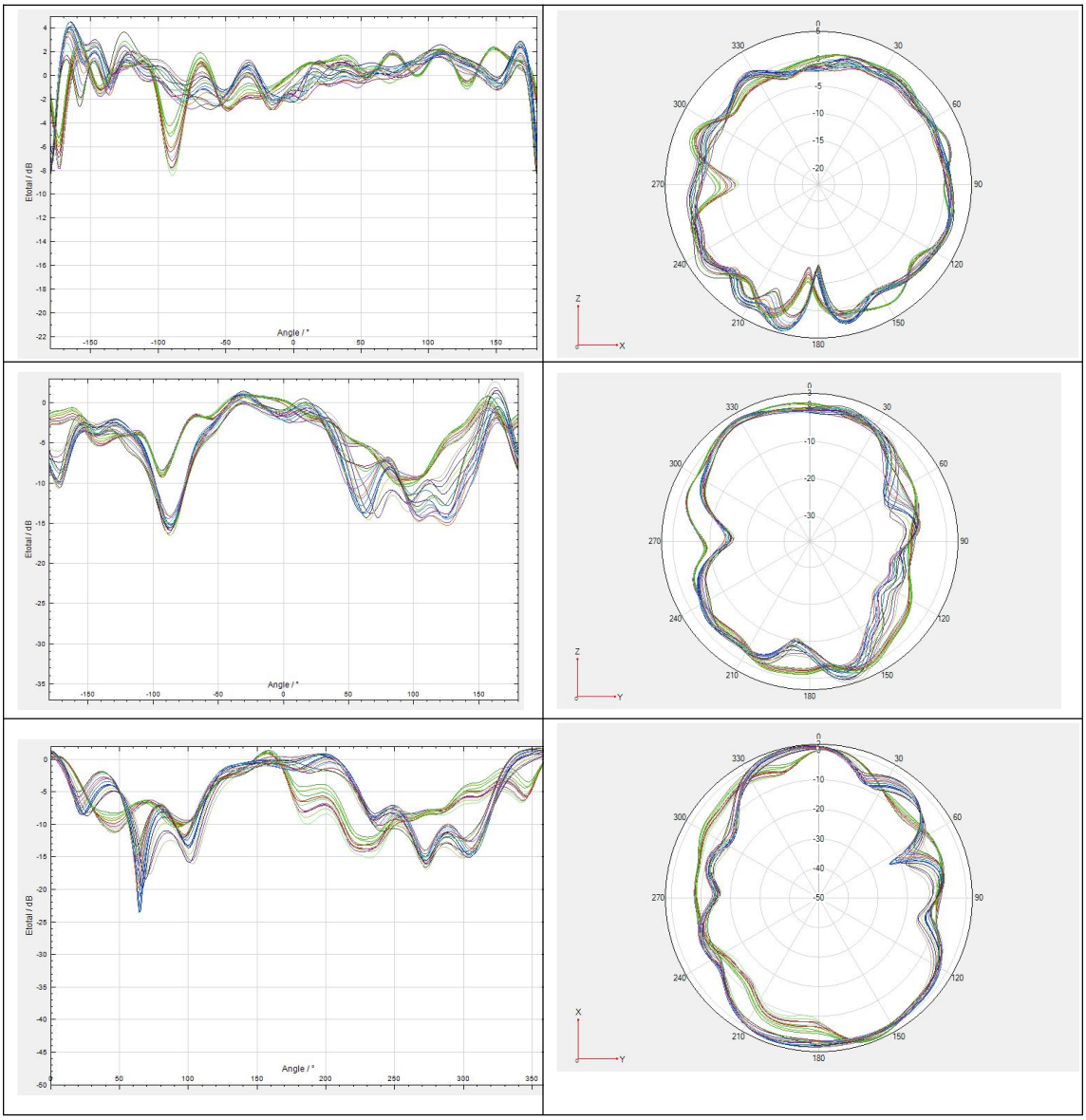

Antenna Efficiency-2.4~2.5GHz/5.15~5.95GHz

Frequency	Efficiency / %
2400	63.97
2410	62.81
2420	63.83
2430	63.68
2440	65.16
2450	64.71
2460	65.46
2470	66.22
2480	67.92
2490	68.71
2500	70.31
5150	63.53
5200	63.83
5250	62.95
5300	64.71
5350	66.83
5400	63.97
5450	60.39
5500	61.52
5550	61.24
5600	58.75
5650	59.84
5700	63.39
5750	60.95
5800	61.8
5850	63.39

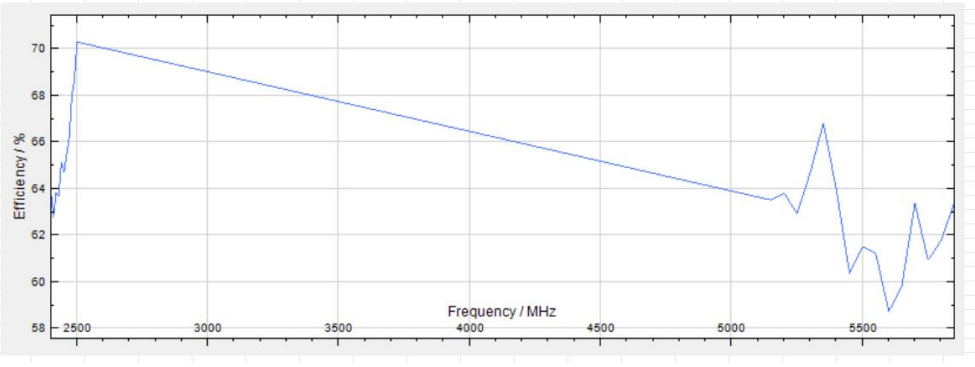

Peak Gain-2.4~2.5GHz/5.15~5.95GHz

Frequency	MaxGain/dBi
2400	4.06
2410	3.7
2420	3.94
2430	3.6
2440	3.78
2450	3.36
2460	3.64
2470	3.52
2480	3.81
2490	3.73
2500	3.95
5150	3.97
5200	4.33
5250	4.21
5300	4.25
5350	4.73
5400	4.68
5450	4.27
5500	4.22
5550	3.91
5600	3.84
5650	3.48
5700	3.41
5750	3.35
5800	3.5
5850	4.18

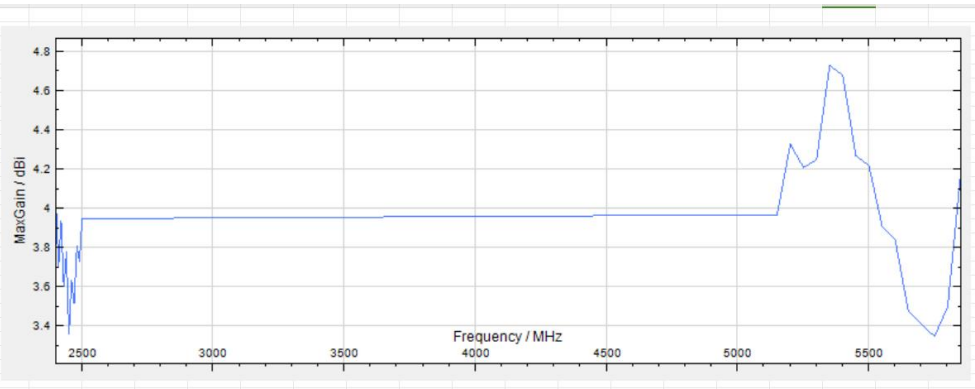

Antenna 3D Report-2.4~2.5GHz/5.15~5.95GHz

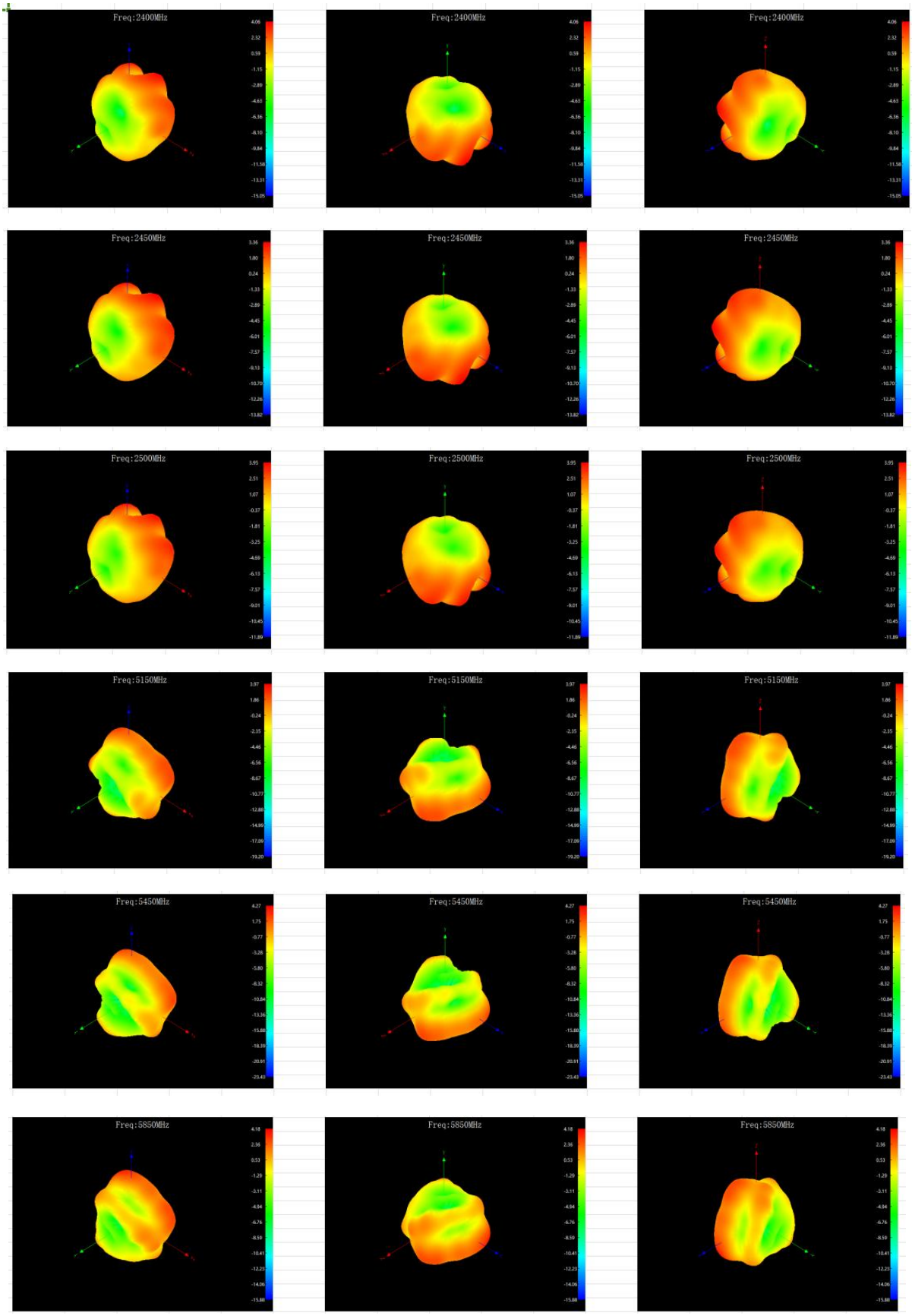

Antenna standard parameters

一、Technical specifications	
Operating frequency range	2.4~2.5GHz /5.15~5.95GHz
S.W.R	≤1.92
Antenna gain	/
Switching mode	RF-SMA
Impedance	50 Ohm

二、Reliability test

Project	Test condition	Specifications
Storage environment	Temperature, humidity, and air pressure are tested in the absence of specified conditions: 1 temperature is -30 degrees C to +80 2 relative humidity is 45%-85% 3 air pressure is 86kpa-106kpa	Normal electrical and mechanical properties
High and low temperature test	Between 70 and 40 degrees C for 5 cycles, and then under normal conditions 1-2H, check the appearance quality.	The dimensions shall meet the requirements and shall meet the requirements of the mechanical and electrical properties.
Resistance to constant damp heat test	Relative humidity 95 + 3%, the test temperature: 40 degrees C, after continuing the 2H effect, the test sample after taking out the electrical performance of 5min, test product under normal conditions 1-2H, check the appearance quality	The dimensions shall meet the requirements and shall meet the requirements of the mechanical and electrical properties.
Vibration test	Frequency range 10-55HZ, displacement amplitude: 0.35MM, acceleration amplitude: 50.0M/S, sweep frequency cycle times: 30 times	Normal electrical and mechanical properties
Drop test	1m high altitude drop	Normal electrical and mechanical properties
Drawing force test	To test the bearing strength with push pull test instrument: 10N	Normal electrical and mechanical properties
Voltage resistance	1 insulation spark voltage 1.5KV 2 sheath spark voltage 1.5KV 3 insulation resistance to sheath voltage 0.5KV	Normal electrical and mechanical properties
Attenuation value	2.0(nominal) 1.0GHz 2.9(nominal) 2.0GHz 3.2(nominal) 2.4GHz 3.7(nominal) 3.0GHz 4.3(nominal) 4.0GHz 4.8(nominal) 5.0GHz 5.3(nominal) 6.0GHz	3.3dB/m (at20℃)