Table of Contents

1. Duty Cycle 2
2. -20dB Bandwidth 7
3. 99% Occupied Bandwidth 12
4. Peak Output Power 17
5. Spurious Emissions 22
6. Bandedge 31
7. Carrier Frequencies Separation (Hopping) 44
8. Number of Hopping Channel (Hopping) 49
9. Dwell Time (Hopping) 51

FCC ID EDR
FCC_BT (Part15.247) Test Data

1. Duty Cycle

Condition	Antenna	Rate	Frequency (MHz)	Dutycycle(%)	Duty_factor
NVNT	ANT1	1-DH1	2402.00	31.75	4.98
NVNT	ANT1	1-DH1	2441.00	32.26	4.91
NVNT	ANT1	1-DH1	2480.00	31.75	4.98
NVNT	ANT1	2-DH1	2402.00	31.75	4.98
NVNT	ANT1	2-DH1	2441.00	30.65	5.14
NVNT	ANT1	2-DH1	2480.00	30.65	5.14
NVNT	ANT1	3-DH1	2402.00	32.26	4.91
NVNT	ANT1	3-DH1	2441.00	31.75	4.98
NVNT	ANT1	3-DH1	2480.00	30.65	5.14

Duty_Cycle_NVNT_ANT1_1-DH1_2402

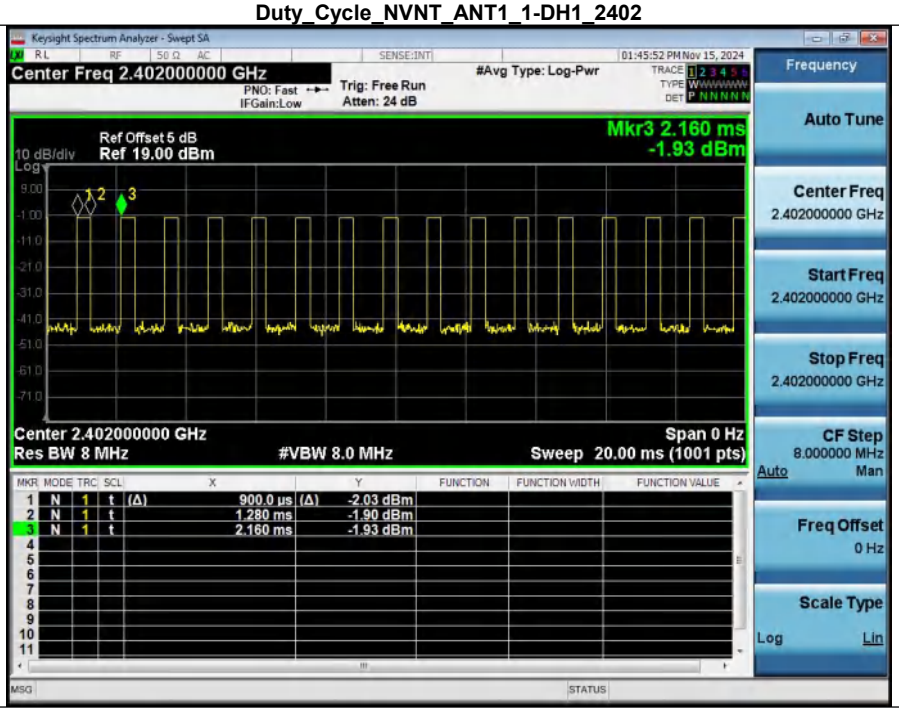

Duty_Cycle_NVNT_ANT1_1-DH1_2441

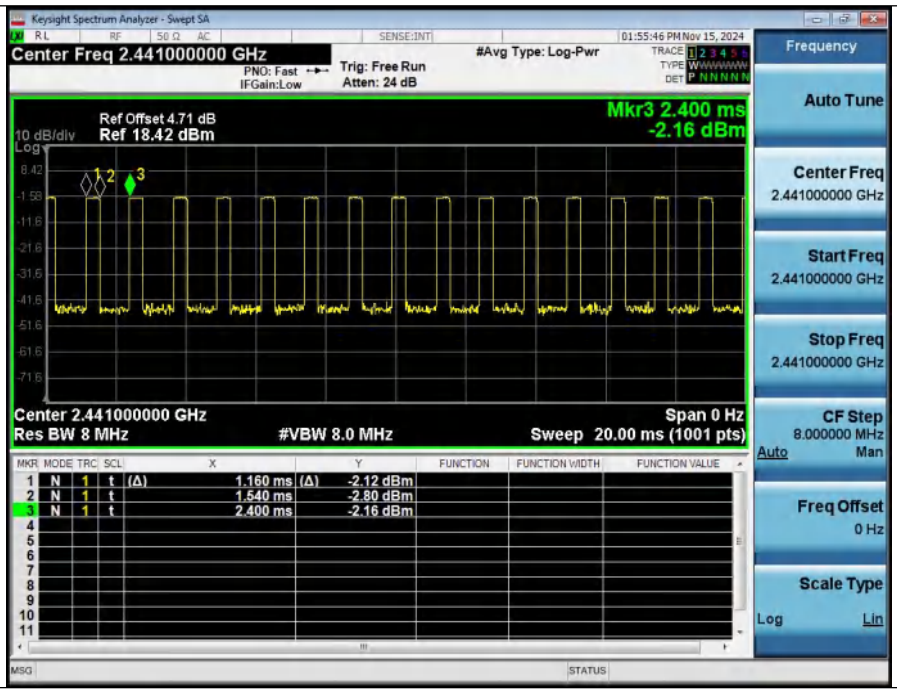

Duty_Cycle_NVNT_ANT1_1-DH1_2480

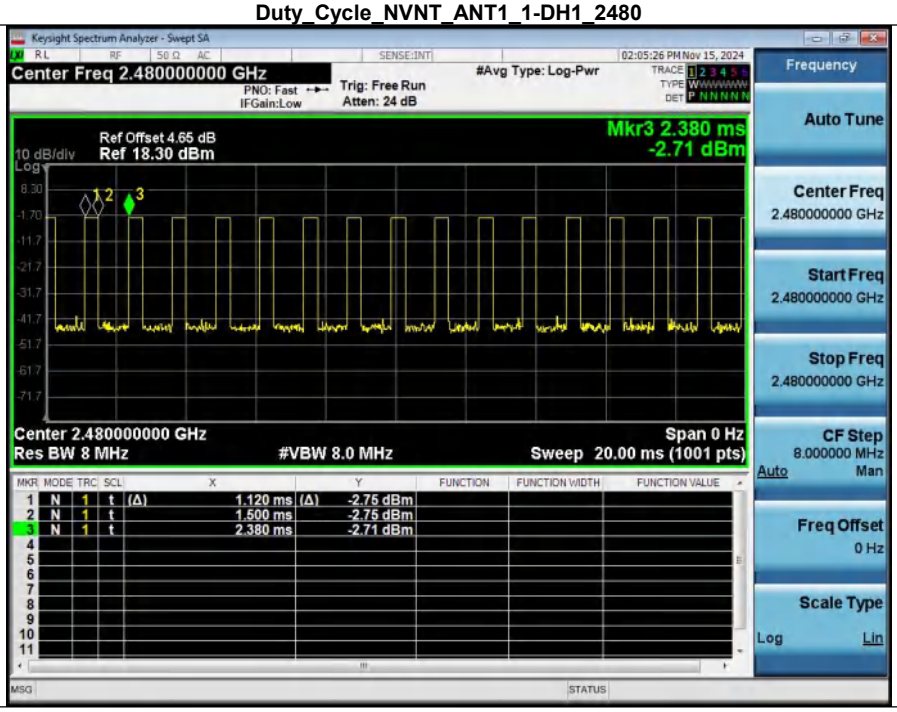

Duty_Cycle_NVNT_ANT1_2-DH1_2402

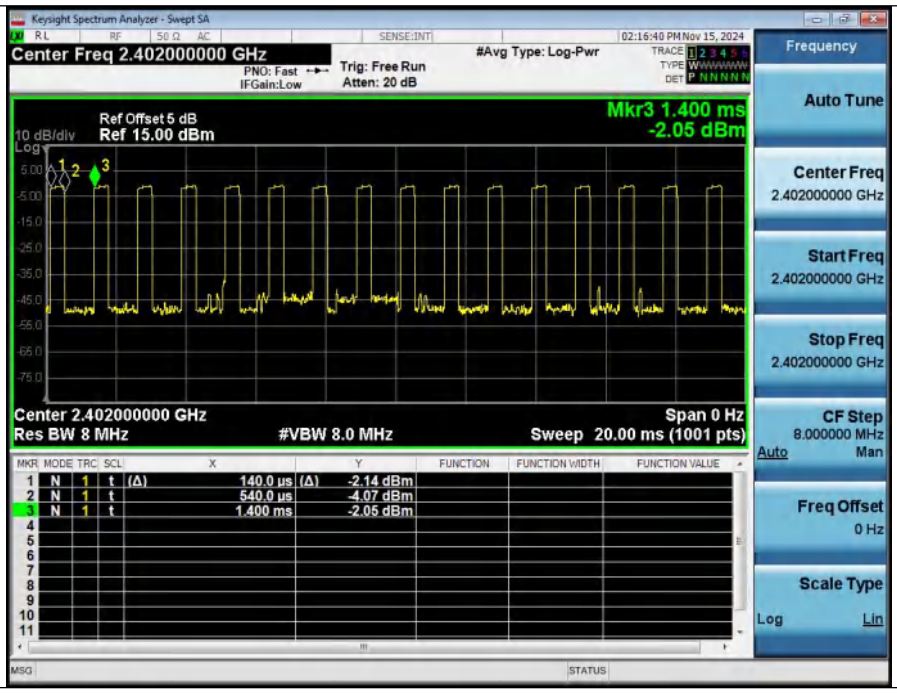

Duty_Cycle_NVNT_ANT1_2-DH1_2441

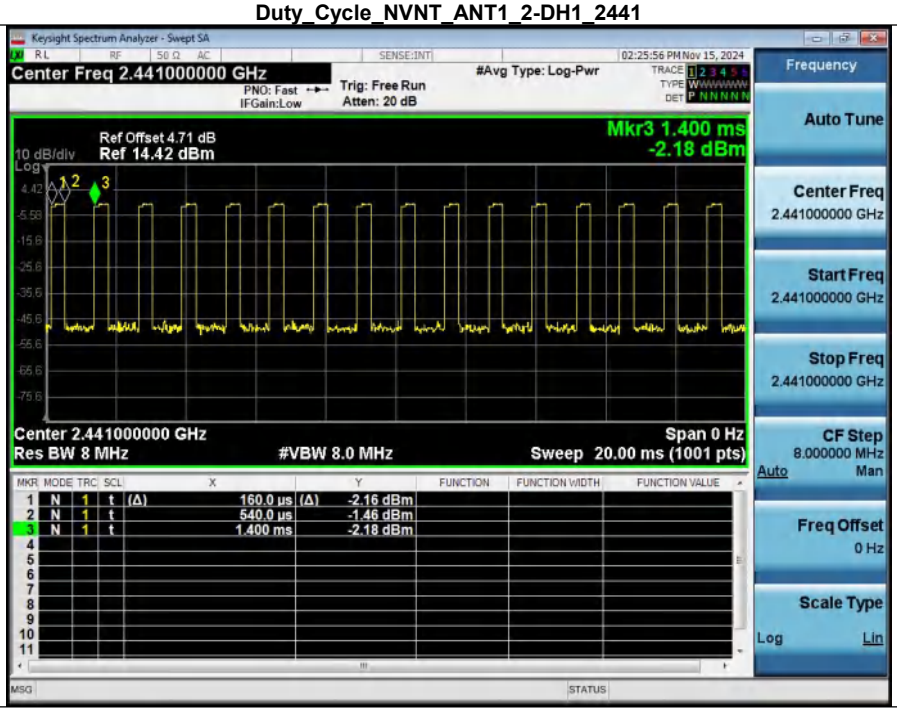

Duty_Cycle_NVNT_ANT1_2-DH1_2480

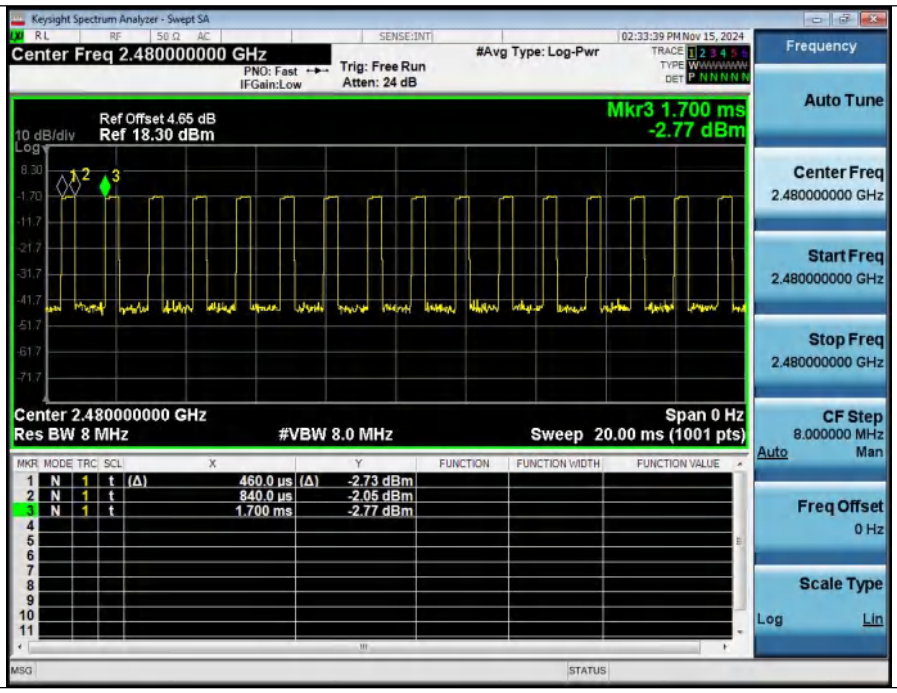

Duty_Cycle_NVNT_ANT1_3-DH1_2402

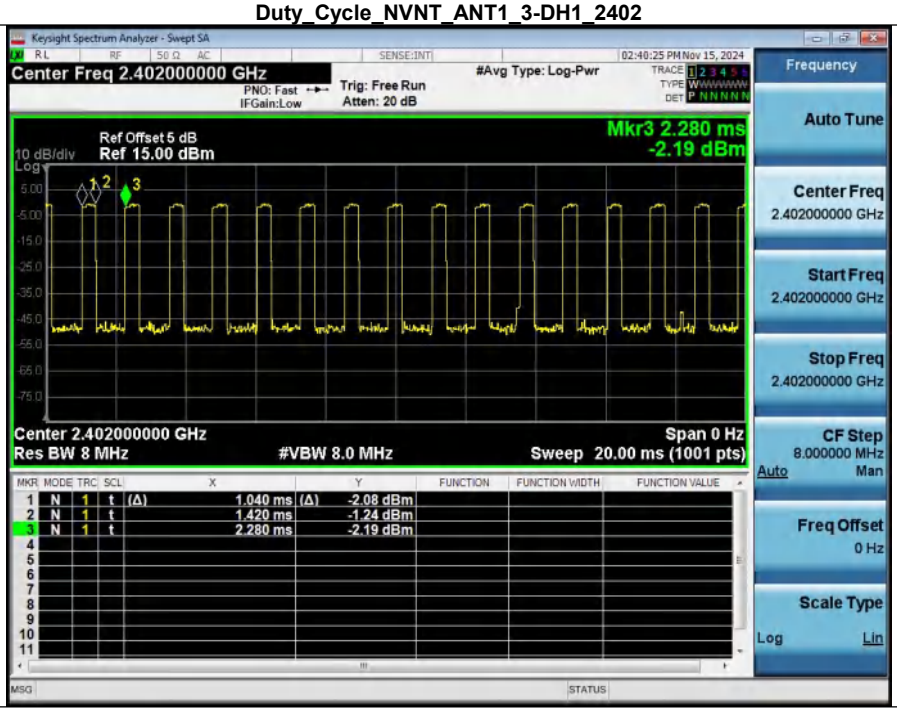

Duty_Cycle_NVNT_ANT1_3-DH1_2441

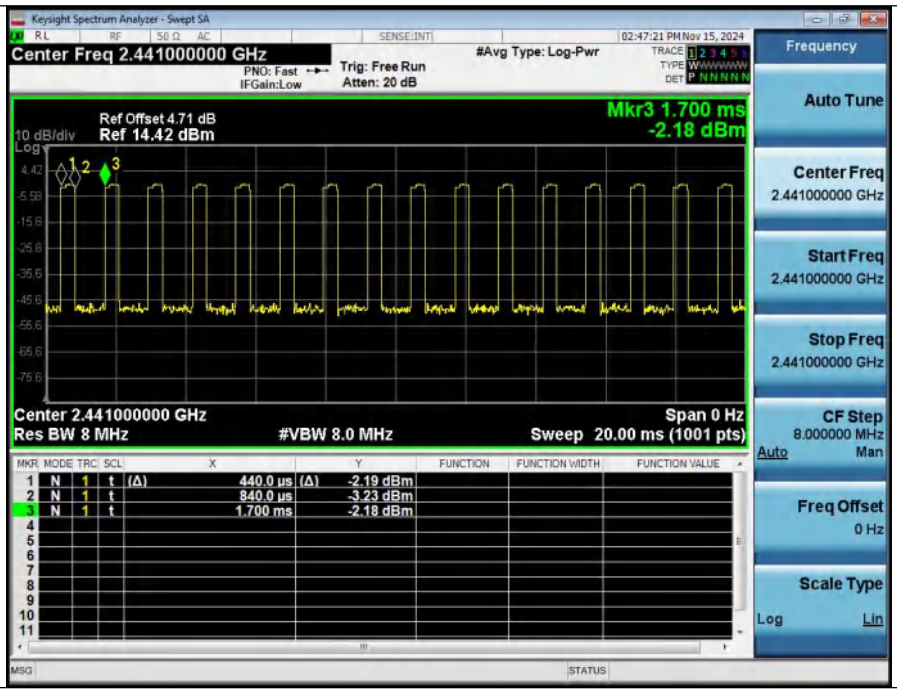

Duty_Cycle_NVNT_ANT1_3-DH1_2480

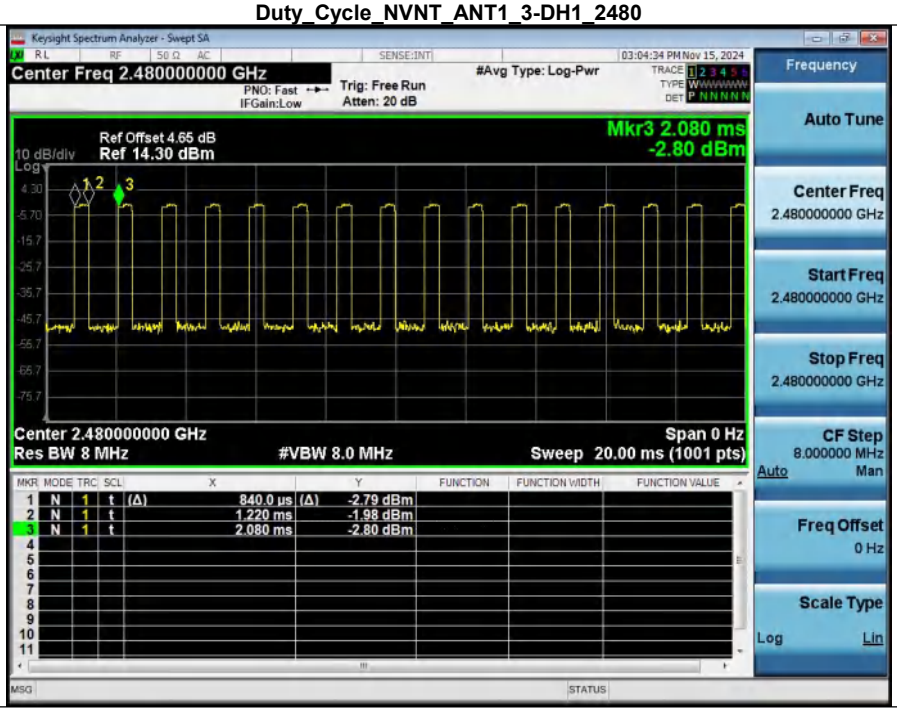

2. -20dB Bandwidth

Condition	Antenna	Modulation	Frequency (MHz)	-20dB BW(MHz)	if larger than CFS
NVNT	ANT1	1-DH1	2402.00	1.003	Yes
NVNT	ANT1	1-DH1	2441.00	1.006	Yes
NVNT	ANT1	1-DH1	2480.00	1.033	Yes
NVNT	ANT1	2-DH1	2402.00	1.291	Yes
NVNT	ANT1	2-DH1	2441.00	1.295	Yes
NVNT	ANT1	2-DH1	2480.00	1.293	Yes
NVNT	ANT1	3-DH1	2402.00	1.257	Yes
NVNT	ANT1	3-DH1	2441.00	1.260	Yes
NVNT	ANT1	3-DH1	2480.00	1.257	Yes

-20dB_Bandwidth_NVNT_ANT1_1-DH1_2402_00

-20dB_Bandwidth_NVNT_ANT1_1-DH1_2441_00

-20dB_Bandwidth_NVNT_ANT1_1-DH1_2480_00

-20dB_Bandwidth_NVNT_ANT1_2-DH1_2402_00

-20dB_Bandwidth_NVNT_ANT1_2-DH1_2441_00

-20dB_Bandwidth_NVNT_ANT1_2-DH1_2480_00

-20dB_Bandwidth_NVNT_ANT1_3-DH1_2402_00

-20dB_Bandwidth_NVNT_ANT1_3-DH1_2441_00

-20dB_Bandwidth_NVNT_ANT1_3-DH1_2480_00

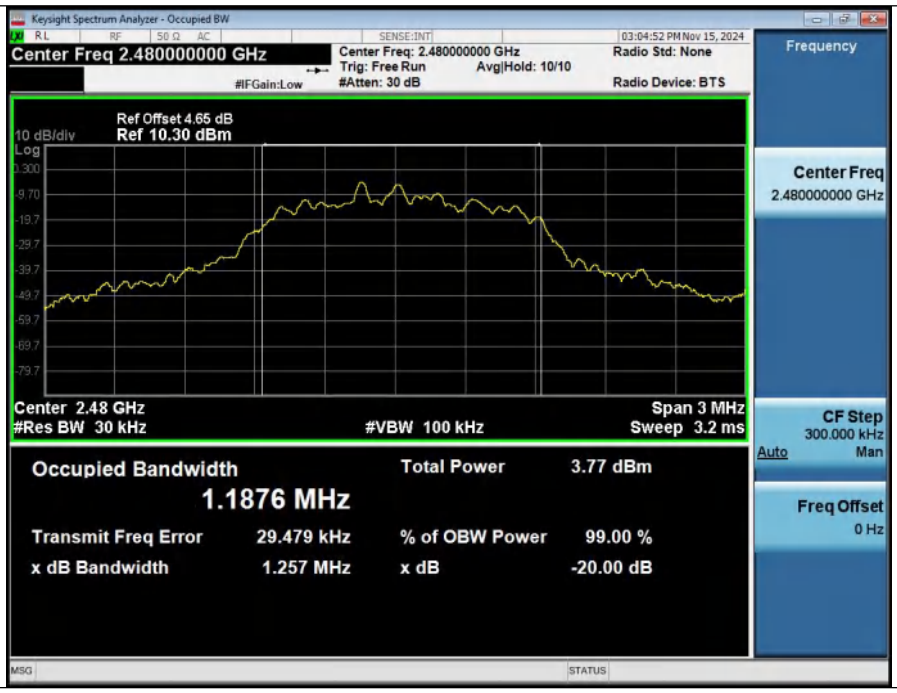
Keysight Spectrum Analyzer - Occupied BW
Center Freq 2.480000000 GHz
Center Freq: 2.480000000 GHz
Trig: Free Run
Avg|Hold: 10/10
#Atten: 30 dB
Radio Std: None
Radio Device: BTS
03:04:52 PM Nov 15, 2024
Frequency
Ref Offset 4.65 dB
10 dB/div
Ref 10.30 dBm
Center Freq
2.480000000 GHz
Center 2.48 GHz
#Res BW 30 kHz
#VBW 100 kHz
Span 3 MHz
Sweep 3.2 ms
CF Step
300.000 kHz
Auto
Man
Occupied Bandwidth
1.1876 MHz
Total Power 3.77 dBm
Transmit Freq Error 29.479 kHz
% of OBW Power 99.00 %
x dB Bandwidth 1.257 MHz
x dB -20.00 dB
Freq Offset
0 Hz

3. 99% Occupied Bandwidth

Condition	Antenna	Modulation	Frequency (MHz)	99%%BW(MHz)
NVNT	ANT1	1-DH1	2402.00	0.893
NVNT	ANT1	1-DH1	2441.00	0.908
NVNT	ANT1	1-DH1	2480.00	0.934
NVNT	ANT1	2-DH1	2402.00	1.180
NVNT	ANT1	2-DH1	2441.00	1.197
NVNT	ANT1	2-DH1	2480.00	1.207
NVNT	ANT1	3-DH1	2402.00	1.173
NVNT	ANT1	3-DH1	2441.00	1.182
NVNT	ANT1	3-DH1	2480.00	1.187

99%_Occupied_Bandwidth_NVNT_ANT1_1-DH1_2402_00

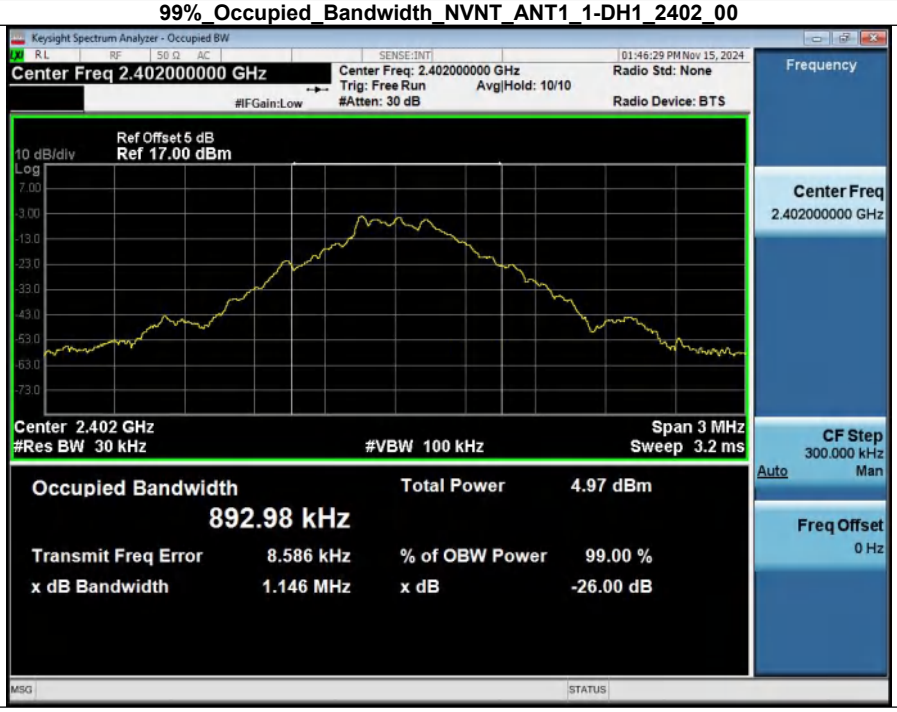

99%_Occupied_Bandwidth_NVNT_ANT1_1-DH1_2441_00

99%_Occupied_Bandwidth_NVNT_ANT1_1-DH1_2480_00

99%_Occupied_Bandwidth_NVNT_ANT1_2-DH1_2402_00

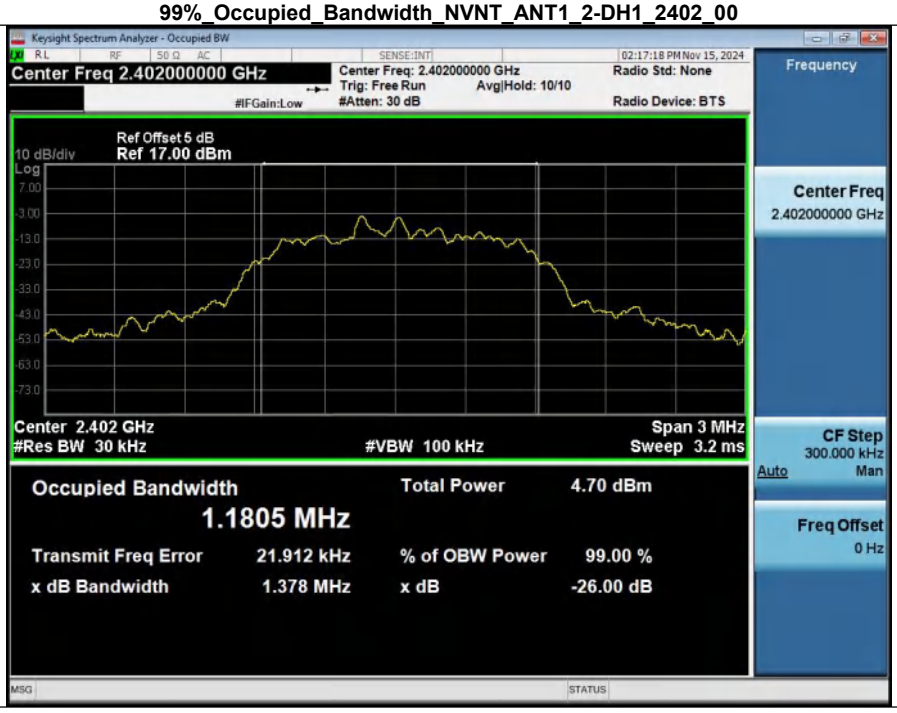

99%_Occupied_Bandwidth_NVNT_ANT1_2-DH1_2441_00

99%_Occupied_Bandwidth_NVNT_ANT1_2-DH1_2480_00

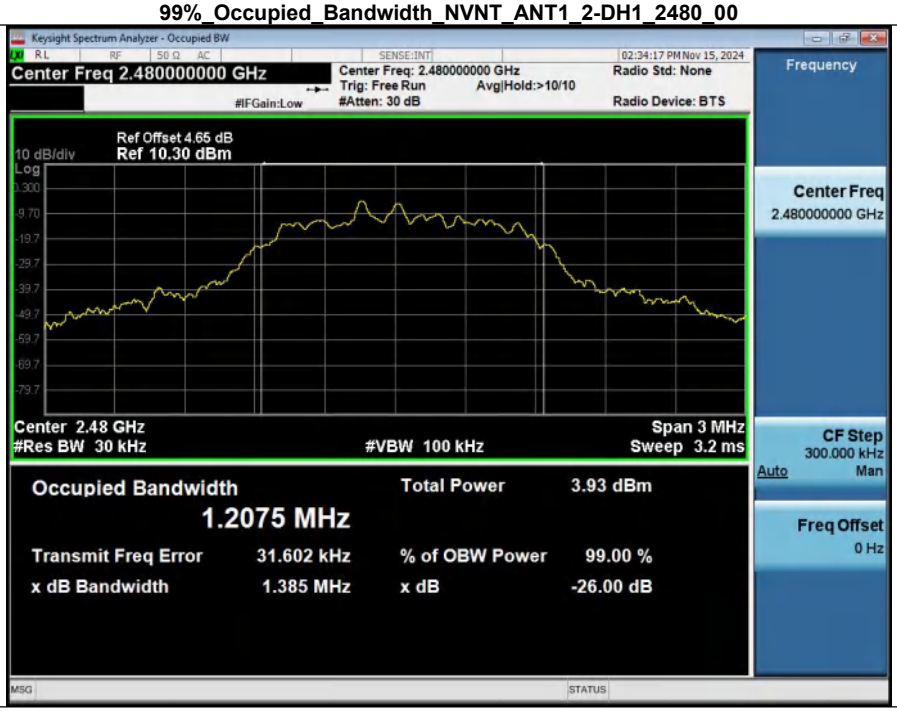

99%_Occupied_Bandwidth_NVNT_ANT1_3-DH1_2402_00

99%_Occupied_Bandwidth_NVNT_ANT1_3-DH1_2441_00

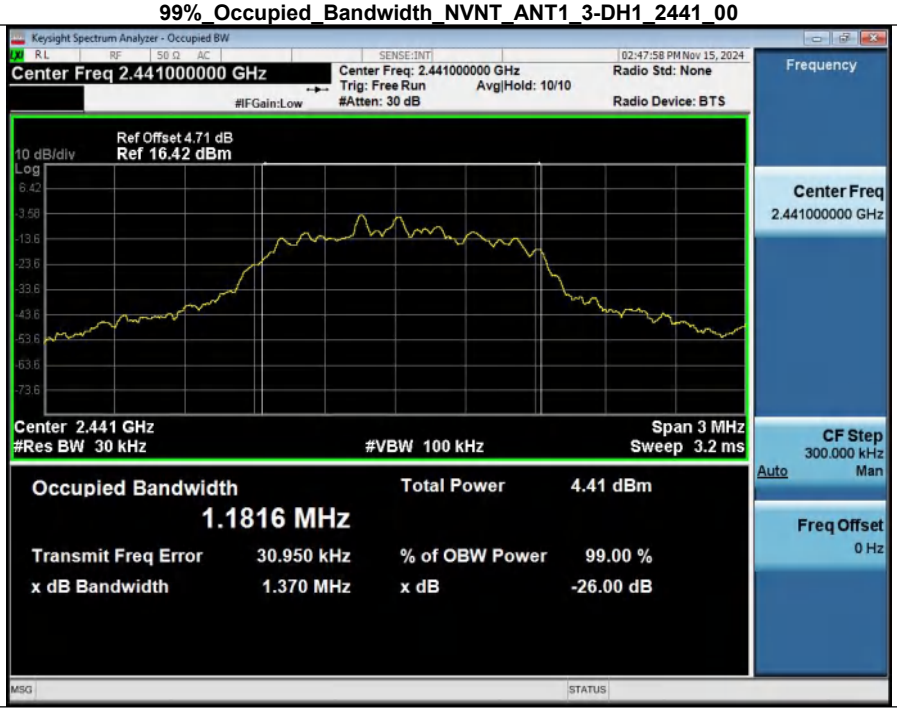

99%_Occupied_Bandwidth_NVNT_ANT1_3-DH1_2480_00

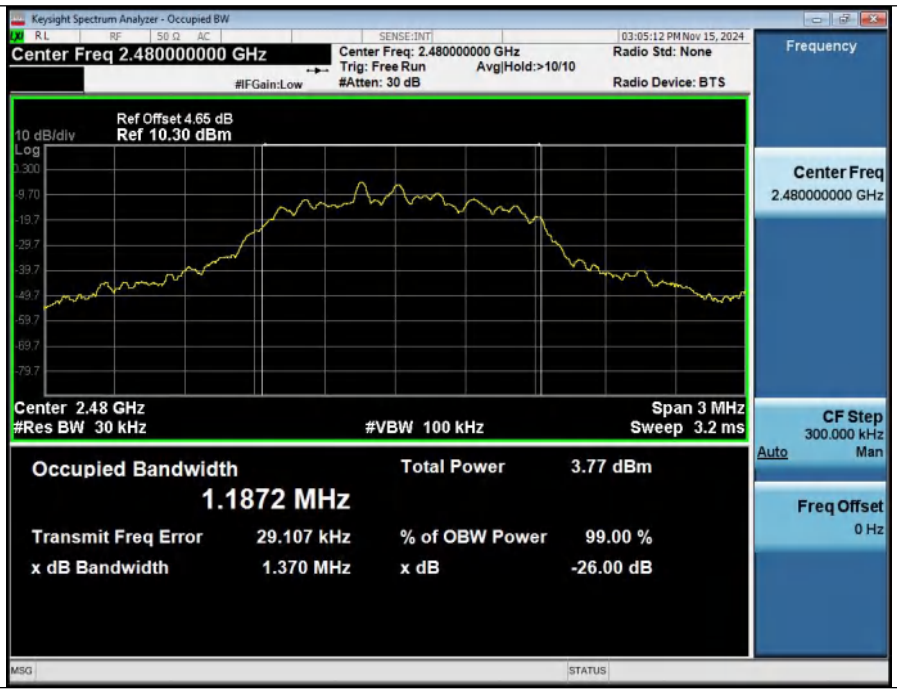
Keysight Spectrum Analyzer - Occupied BW
Center Freq 2.480000000 GHz
Center Freq: 2.480000000 GHz
Trig: Free Run
Avg|Hold:>10/10
#Atten: 30 dB
Radio Std: None
Radio Device: BTS
03:05:12 PM Nov 15, 2024
Frequency
Ref Offset 4.65 dB
10 dB/div
Ref 10.30 dBm
Center 2.48 GHz
#Res BW 30 kHz
#VBW 100 kHz
Span 3 MHz
Sweep 3.2 ms
Occupied Bandwidth
1.1872 MHz
Total Power 3.77 dBm
Transmit Freq Error 29.107 kHz
% of OBW Power 99.00 %
x dB Bandwidth 1.370 MHz
x dB -26.00 dB
Center Freq
2.480000000 GHz
CF Step
300.000 kHz
Auto Man
Freq Offset
0 Hz

4. Peak Output Power

Condition	Antenna	Modulation	Frequency (MHz)	Max. Conducted Power(dBm)	Max. Conducted Power(mW)	Limit(mW)	Result
NVNT	ANT1	1-DH1	2402.00	-1.97	0.64	125	Pass
NVNT	ANT1	1-DH1	2441.00	-2.06	0.62	125	Pass
NVNT	ANT1	1-DH1	2480.00	-2.71	0.54	125	Pass
NVNT	ANT1	2-DH1	2402.00	-1.14	0.77	125	Pass
NVNT	ANT1	2-DH1	2441.00	-1.25	0.75	125	Pass
NVNT	ANT1	2-DH1	2480.00	-1.89	0.65	125	Pass
NVNT	ANT1	3-DH1	2402.00	-0.56	0.88	125	Pass
NVNT	ANT1	3-DH1	2441.00	-0.69	0.85	125	Pass
NVNT	ANT1	3-DH1	2480.00	-1.33	0.74	125	Pass

Peak_Output_Power_NVNT_ANT1_1-DH1_2402_00

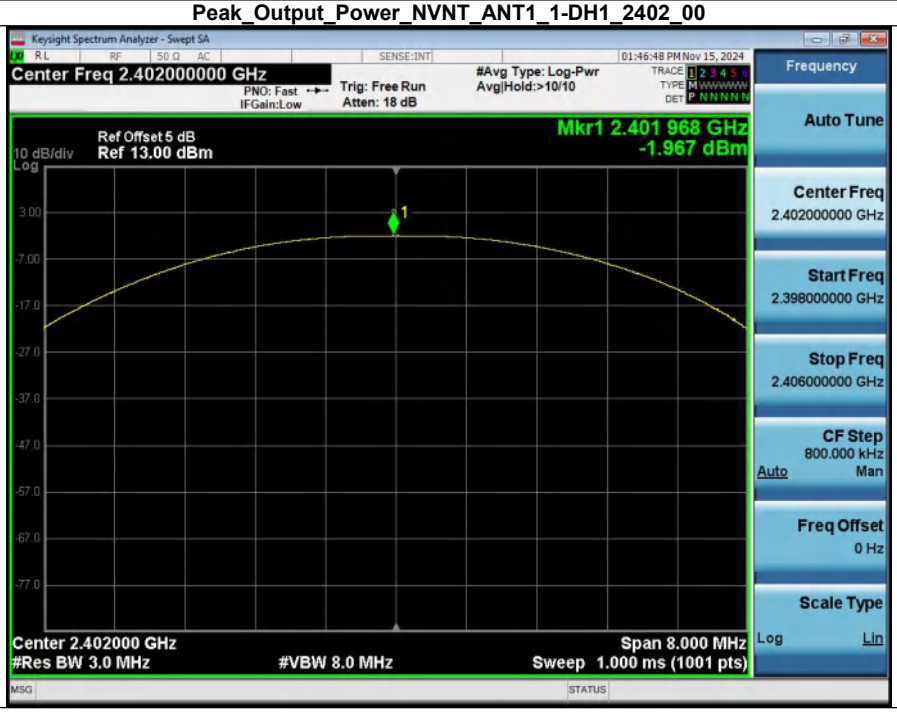

Peak_Output_Power_NVNT_ANT1_1-DH1_2441_00

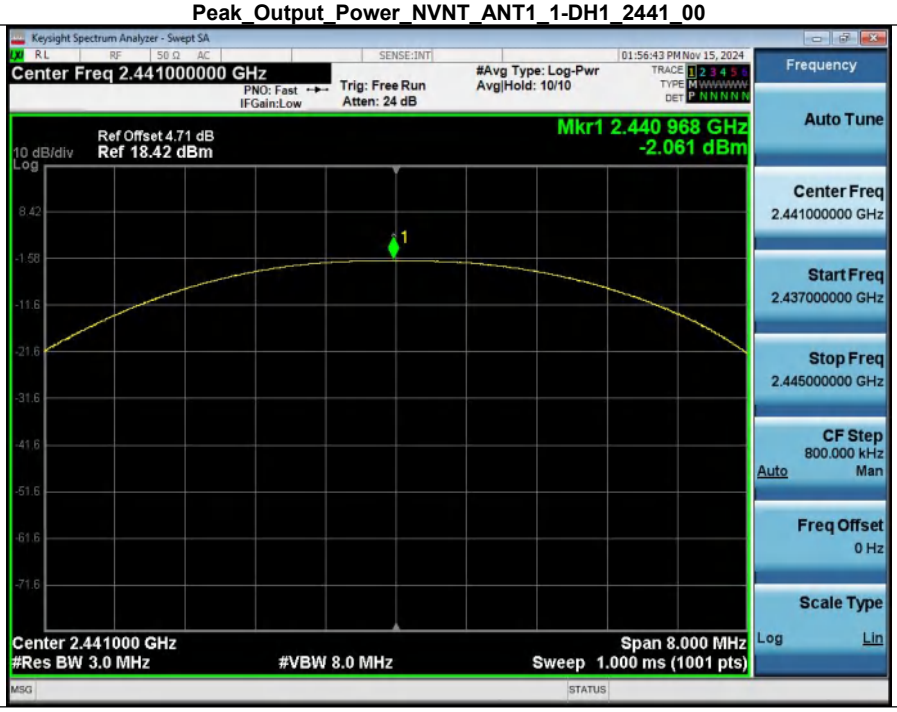

Peak_Output_Power_NVNT_ANT1_1-DH1_2480_00

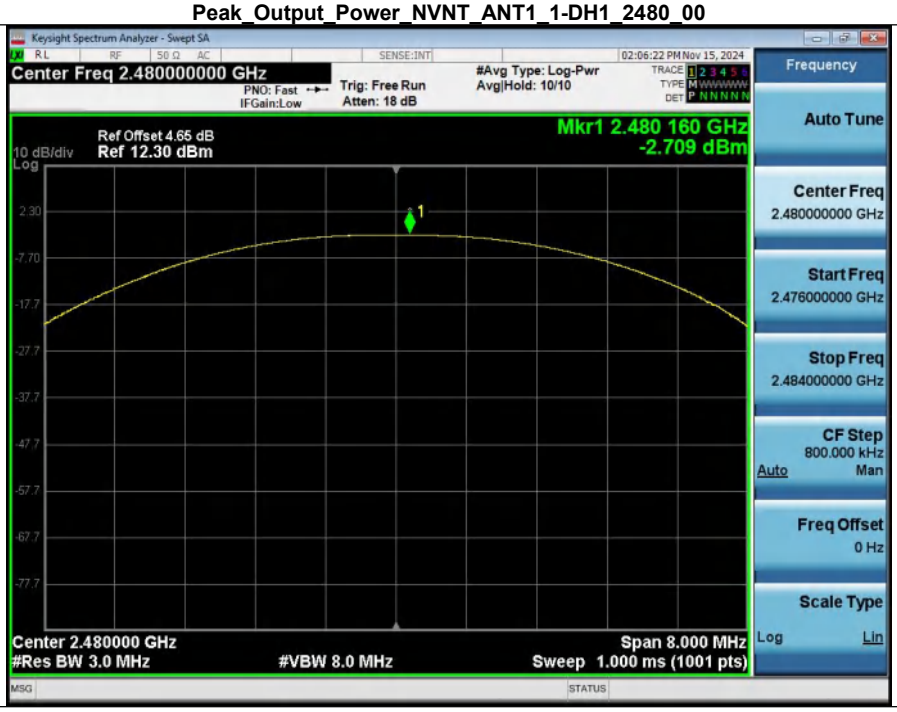

Peak_Output_Power_NVNT_ANT1_2-DH1_2402_00

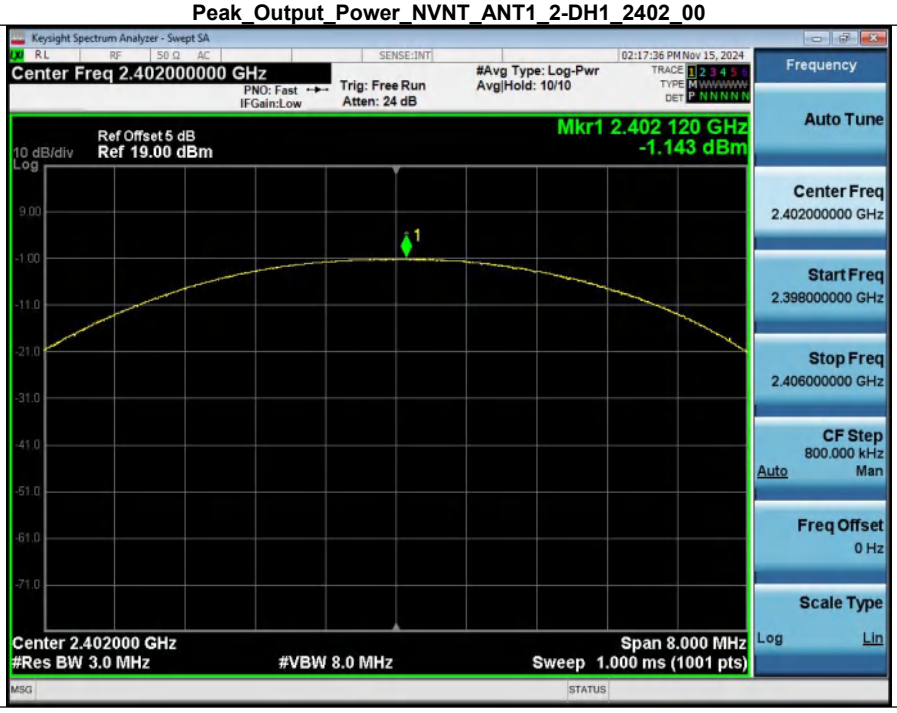

Peak_Output_Power_NVNT_ANT1_2-DH1_2441_00

Peak_Output_Power_NVNT_ANT1_2-DH1_2480_00

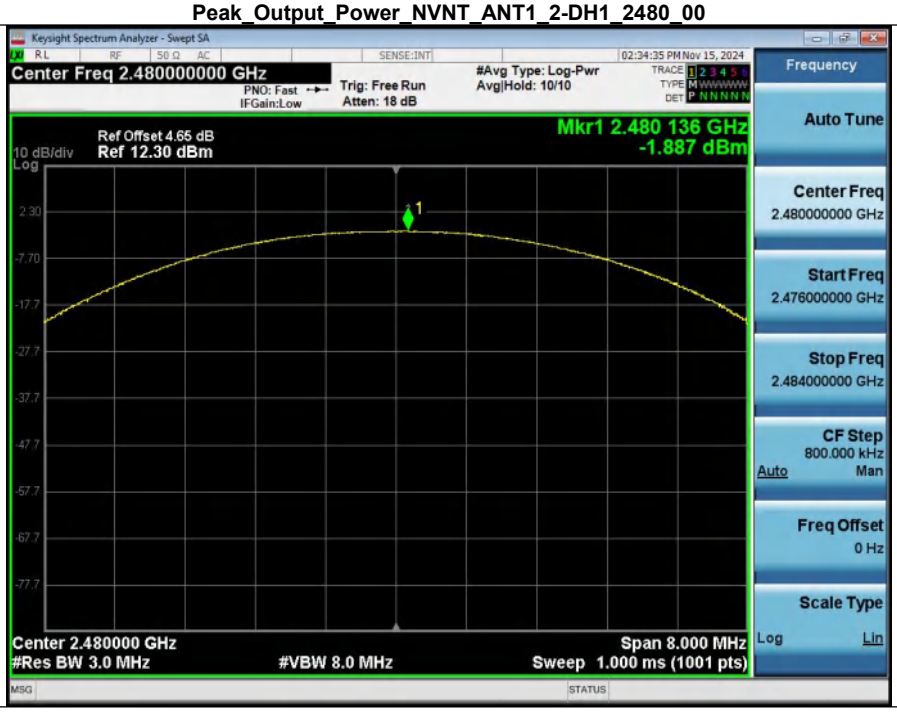

Peak_Output_Power_NVNT_ANT1_3-DH1_2402_00

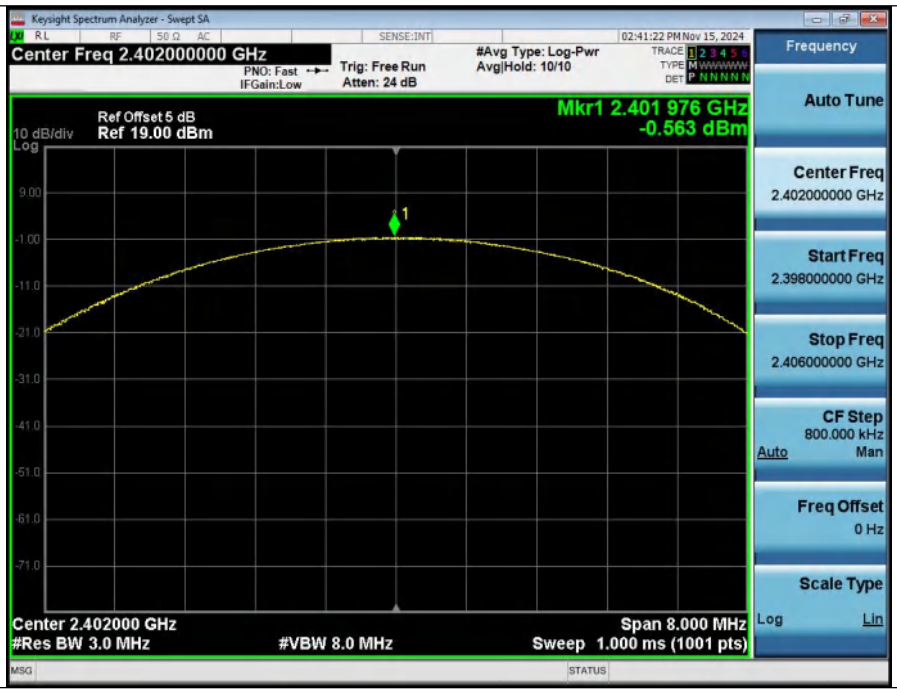

Peak_Output_Power_NVNT_ANT1_3-DH1_2441_00

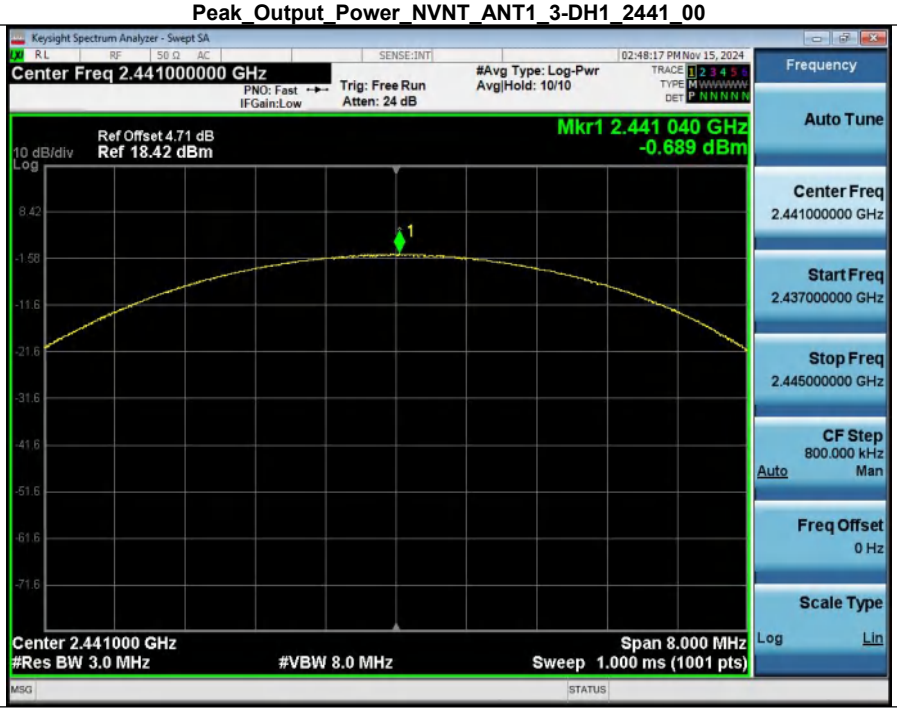

Peak_Output_Power_NVNT_ANT1_3-DH1_2480_00

Keysight Spectrum Analyzer - Swept SA
Center Freq 2.480000000 GHz
PNO: Fast
IFGain:Low
Trig: Free Run
Atten: 24 dB
#Avg Type: Log-Pwr
Avg|Hold: 10/10
03:05:30 PM Nov 15, 2024
Ref Offset 4.65 dB
10 dB/div
Ref 18.30 dBm
Log
Mkr1 2.480 056 GHz
-1.335 dBm
Center 2.480000 GHz
#Res BW 3.0 MHz
#VBW 8.0 MHz
Span 8.000 MHz
Sweep 1.000 ms (1001 pts)
Frequency
Auto Tune
Center Freq
2.480000000 GHz
Start Freq
2.476000000 GHz
Stop Freq
2.484000000 GHz
CF Step
800.000 kHz
Auto
Man
Freq Offset
0 Hz
Scale Type
Log
Lin

5. Spurious Emissions

Condition	Antenna	Modulation	TX Mode	Spurious MAX.Value(dBm)	Limit	Result
NVNT	ANT1	1-DH1	2402.00	-51.357	-22.161	Pass
NVNT	ANT1	1-DH1	2441.00	-45.182	-22.334	Pass
NVNT	ANT1	1-DH1	2480.00	-39.512	-22.989	Pass
NVNT	ANT1	2-DH1	2402.00	-50.771	-22.219	Pass
NVNT	ANT1	2-DH1	2441.00	-52.177	-22.261	Pass
NVNT	ANT1	2-DH1	2480.00	-44.472	-23.042	Pass
NVNT	ANT1	3-DH1	2402.00	-49.456	-22.267	Pass
NVNT	ANT1	3-DH1	2441.00	-51.276	-22.271	Pass
NVNT	ANT1	3-DH1	2480.00	-52.446	-23.011	Pass

1_Reference_Level_NVNT_ANT1_1-DH1_2402_00

2_Spurious_Emissions_NVNT_ANT1_1-DH1_2402_00

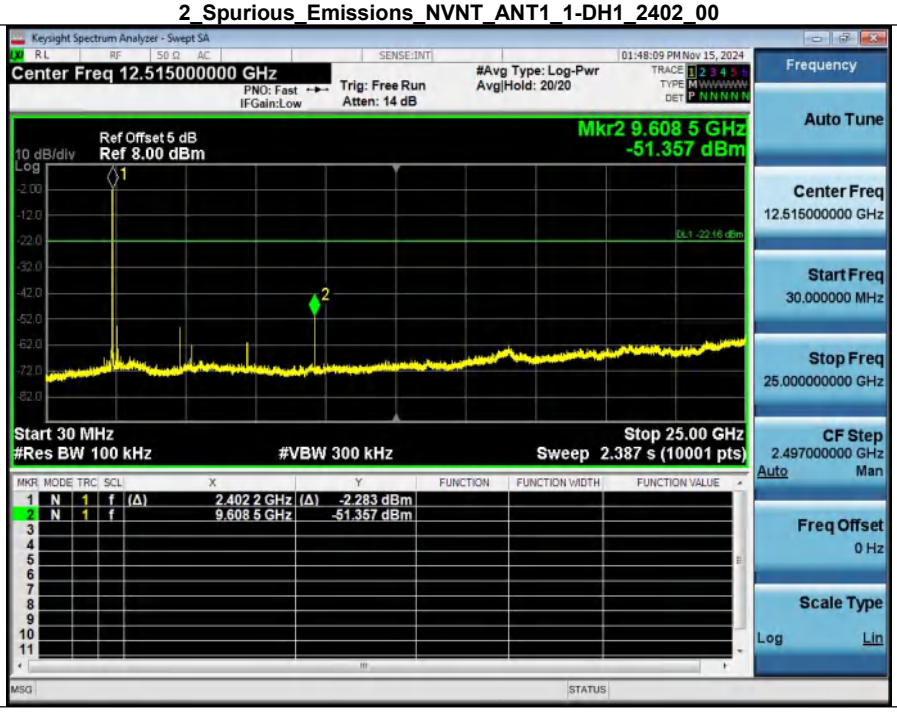

1_Reference_Level_NVNT_ANT1_1-DH1_2441_00

2_Spurious_Emissions_NVNT_ANT1_1-DH1_2441_00

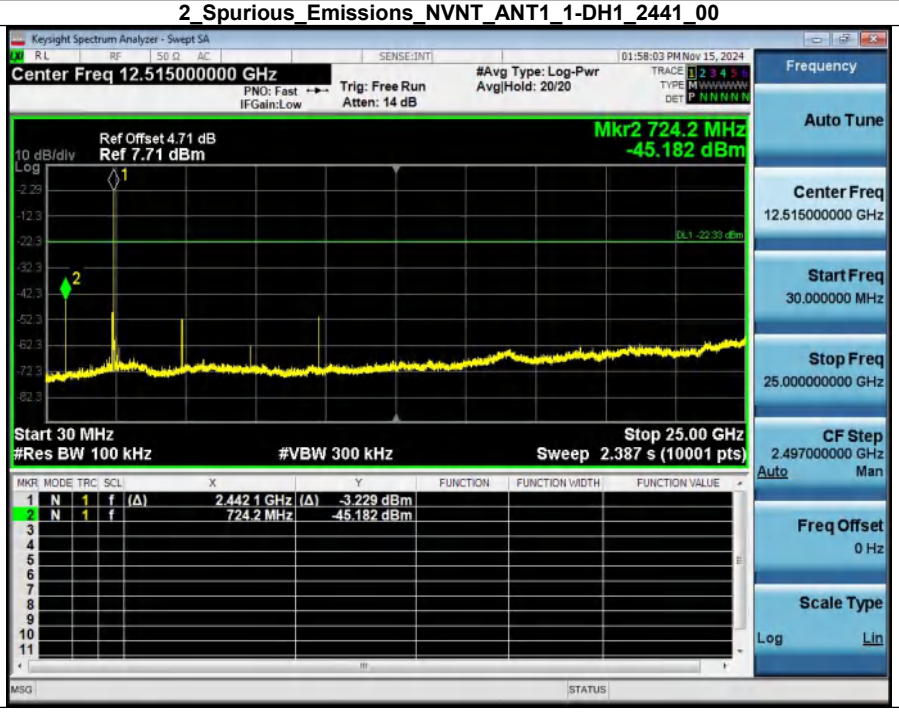

1_Reference_Level_NVNT_ANT1_1-DH1_2480_00

2_Spurious_Emissions_NVNT_ANT1_1-DH1_2480_00

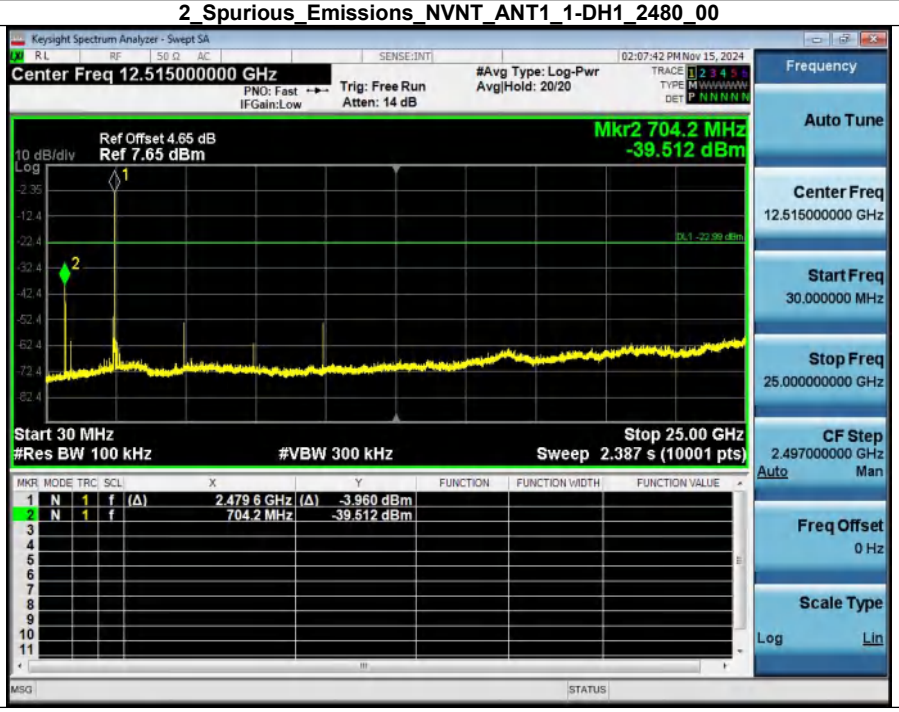

1_Reference_Level_NVNT_ANT1_2-DH1_2402_00

2_Spurious_Emissions_NVNT_ANT1_2-DH1_2402_00

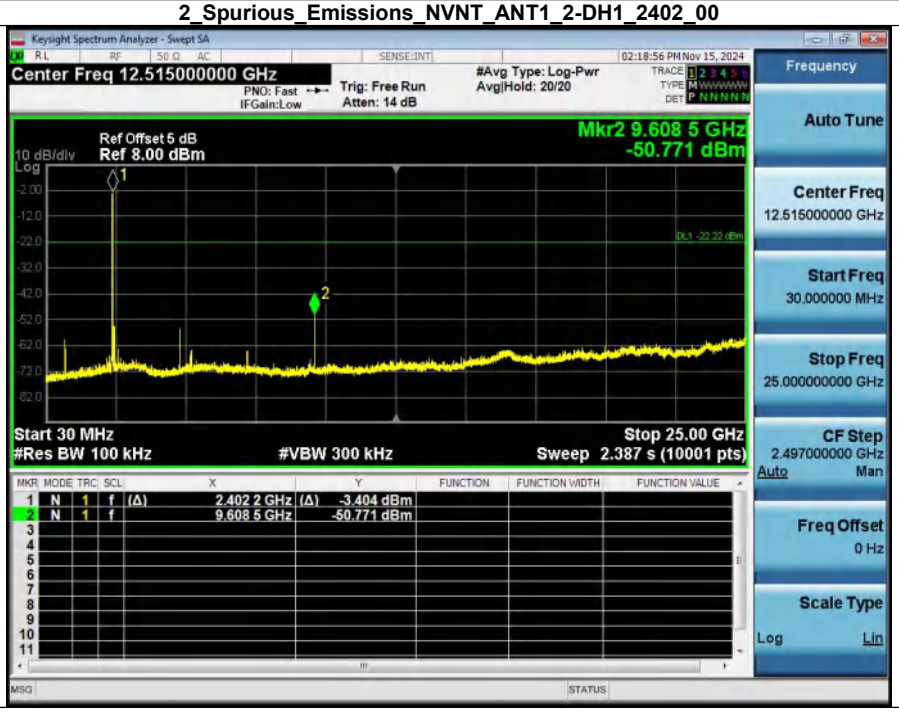

1_Reference_Level_NVNT_ANT1_2-DH1_2441_00

2_Spurious_Emissions_NVNT_ANT1_2-DH1_2441_00

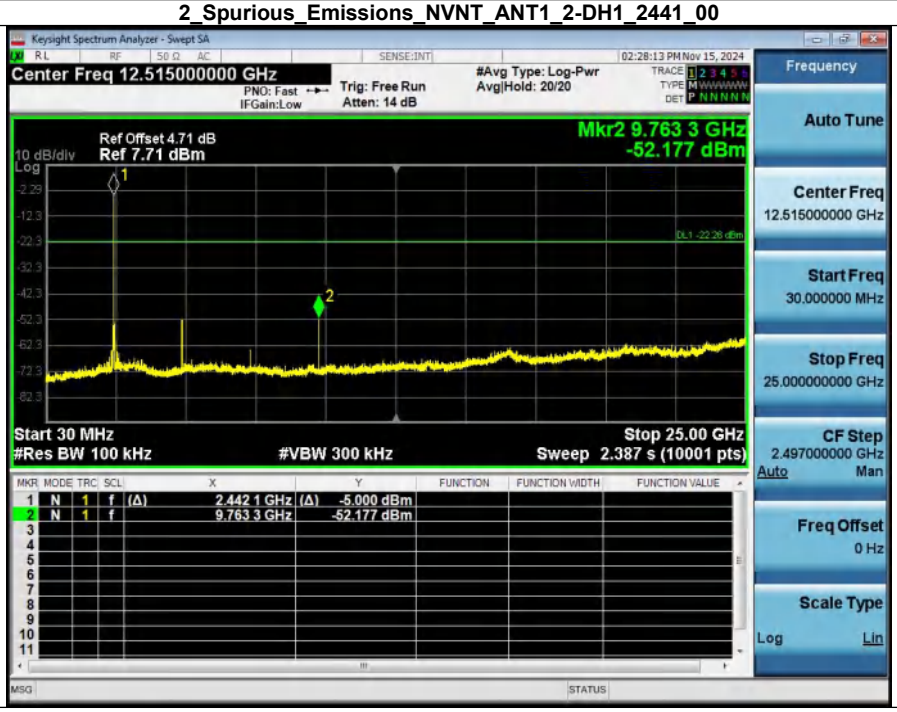

1_Reference_Level_NVNT_ANT1_2-DH1_2480_00

2_Spurious_Emissions_NVNT_ANT1_2-DH1_2480_00

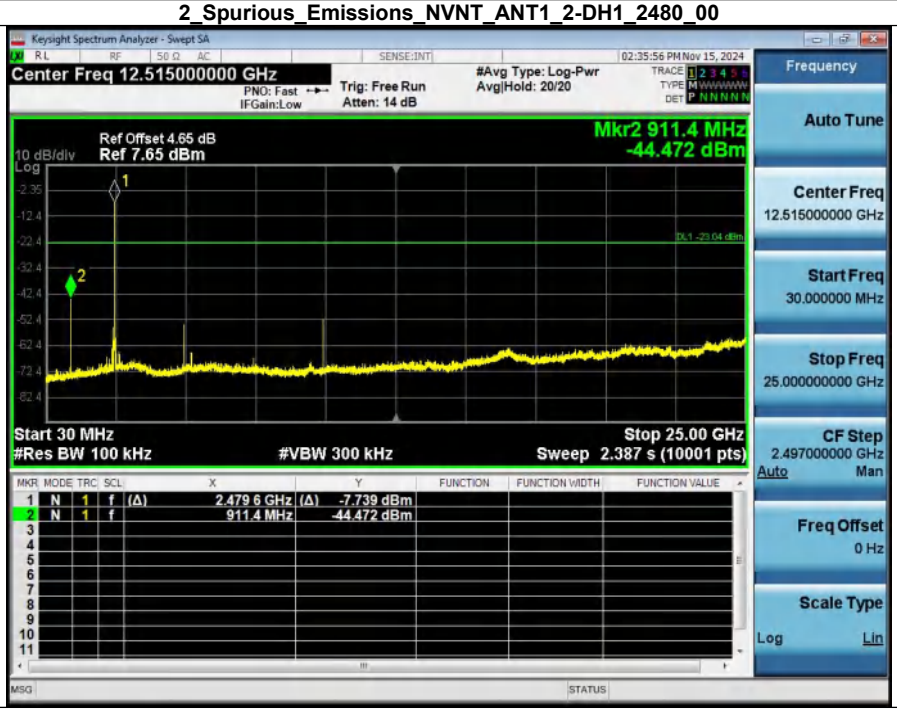

1_Reference_Level_NVNT_ANT1_3-DH1_2402_00

2_Spurious_Emissions_NVNT_ANT1_3-DH1_2402_00

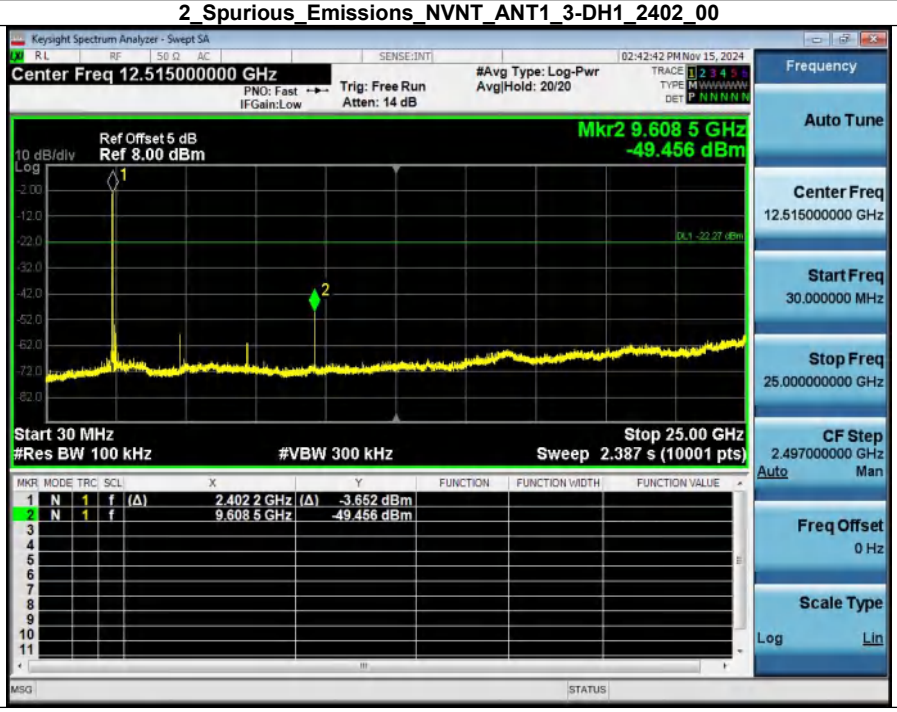

1_Reference_Level_NVNT_ANT1_3-DH1_2441_00

2_Spurious_Emissions_NVNT_ANT1_3-DH1_2441_00

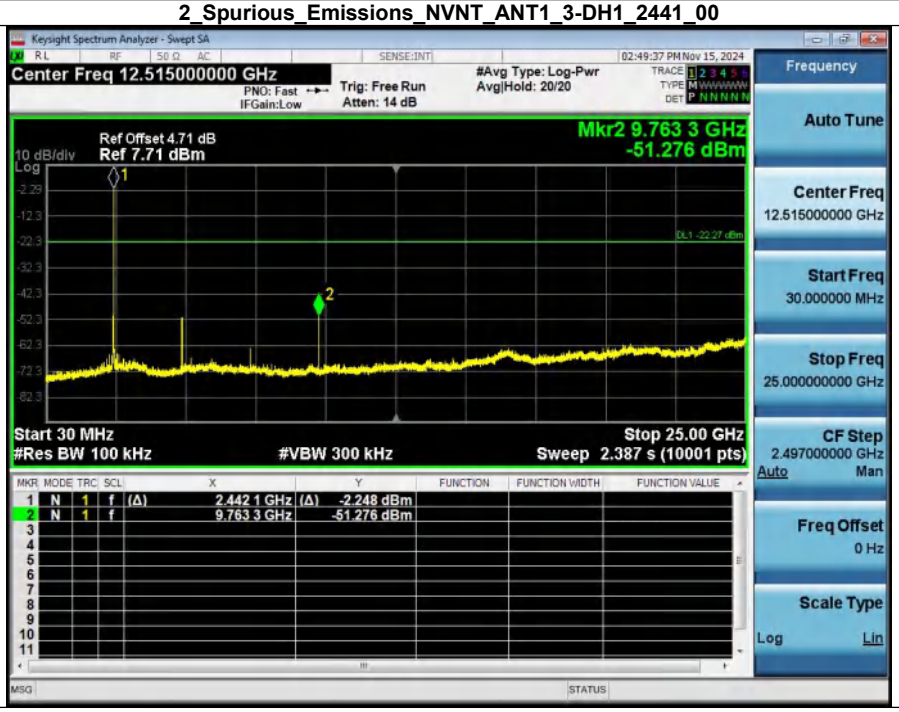

1_Reference_Level_NVNT_ANT1_3-DH1_2480_00

2_Spurious_Emissions_NVNT_ANT1_3-DH1_2480_00

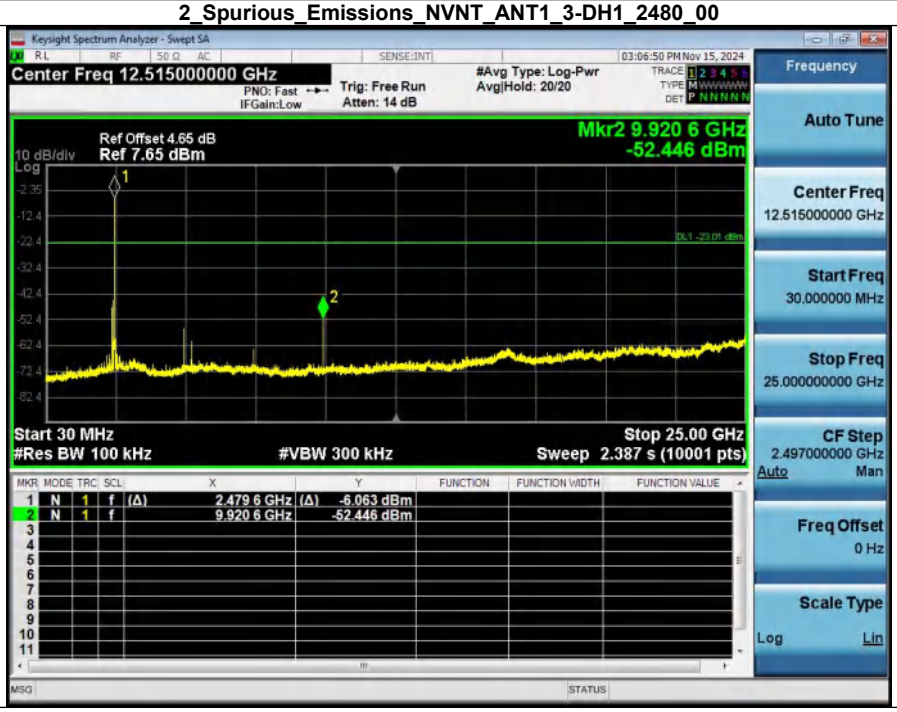

6. Bandedge

Condition	Antenna	Modulation	TX Mode	Bandedge MAX.Value	Limit	Result
NVNT	ANT1	1-DH1	2402.00	-54.882	-22.161	Pass
NVNT	ANT1	1-DH1	Hopping_LCH	-58.117	-21.815	Pass
NVNT	ANT1	1-DH1	2480.00	-58.719	-22.989	Pass
NVNT	ANT1	1-DH1	Hopping_HCH	-58.807	-22.179	Pass
NVNT	ANT1	2-DH1	2402.00	-53.044	-22.219	Pass
NVNT	ANT1	2-DH1	Hopping_LCH	-54.074	-21.853	Pass
NVNT	ANT1	2-DH1	2480.00	-58.394	-23.042	Pass
NVNT	ANT1	2-DH1	Hopping_HCH	-58.625	-22.149	Pass
NVNT	ANT1	3-DH1	2402.00	-53.749	-22.267	Pass
NVNT	ANT1	3-DH1	Hopping_LCH	-55.962	-21.811	Pass
NVNT	ANT1	3-DH1	2480.00	-59.284	-23.011	Pass
NVNT	ANT1	3-DH1	Hopping_HCH	-58.640	-22.180	Pass

1_Reference_Level_NVNT_ANT1_1-DH1_2402_00

2_Bandedge_NVNT_ANT1_1-DH1_2402_00

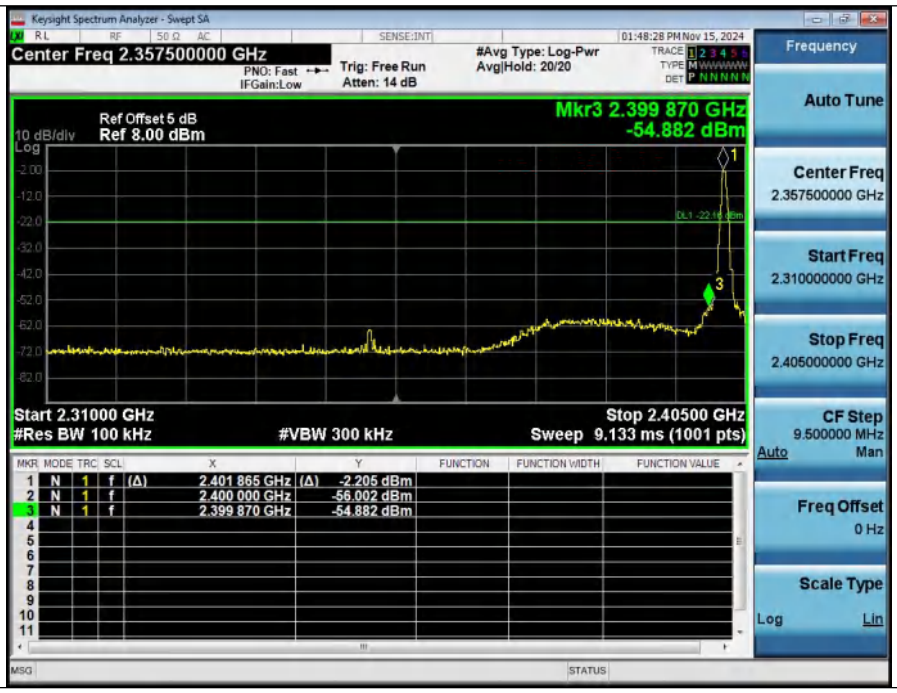

1_Reference_Level_Hopping_NVNT_ANT1_1-DH1_Hopping

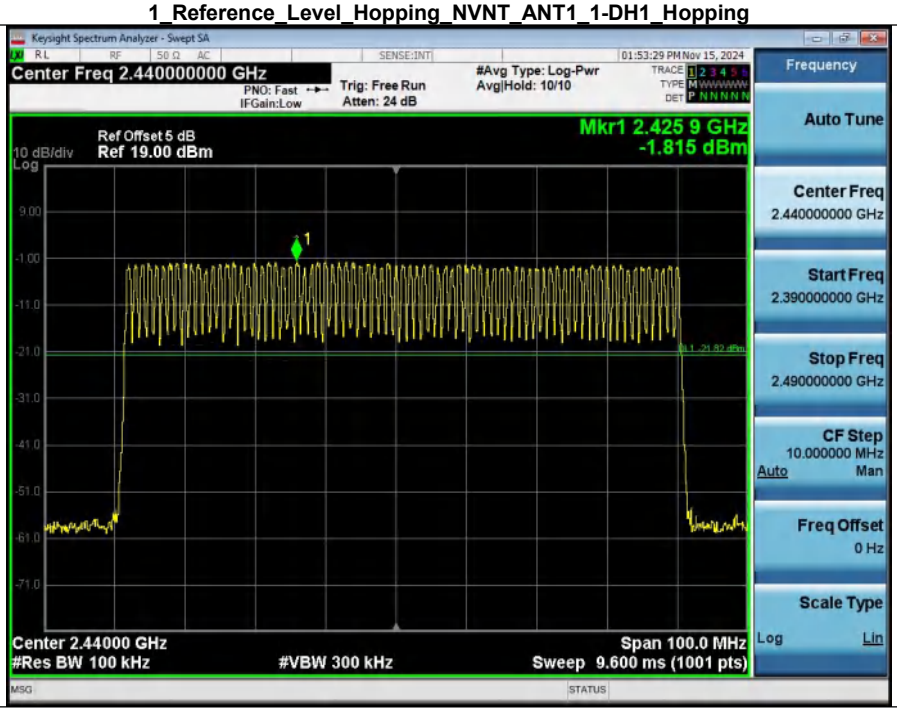

2_Band_Edge_(Hopping)_NVNT_ANT1_1-DH1_Hopping

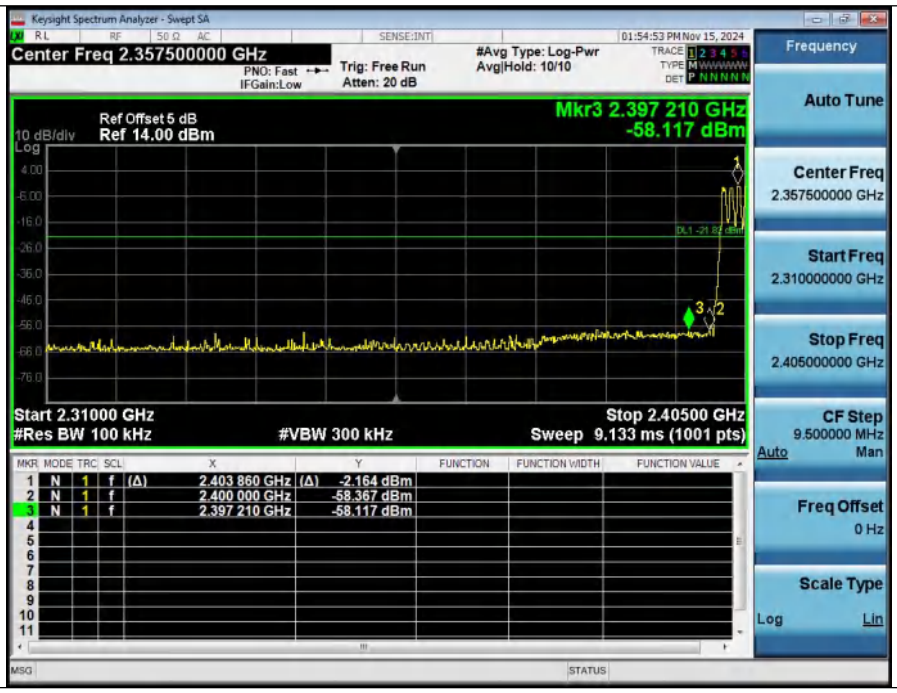

1_Reference_Level_NVNT_ANT1_1-DH1_2480_00

2_Bandedge_NVNT_ANT1_1-DH1_2480_00

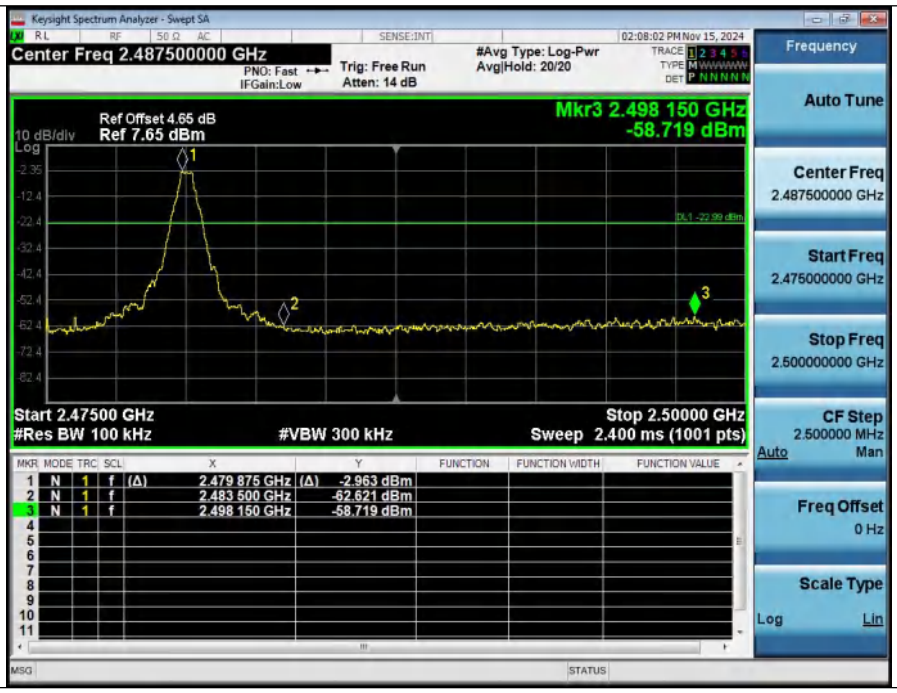

1_Reference_Level_Hopping_NVNT_ANT1_1-DH1_Hopping

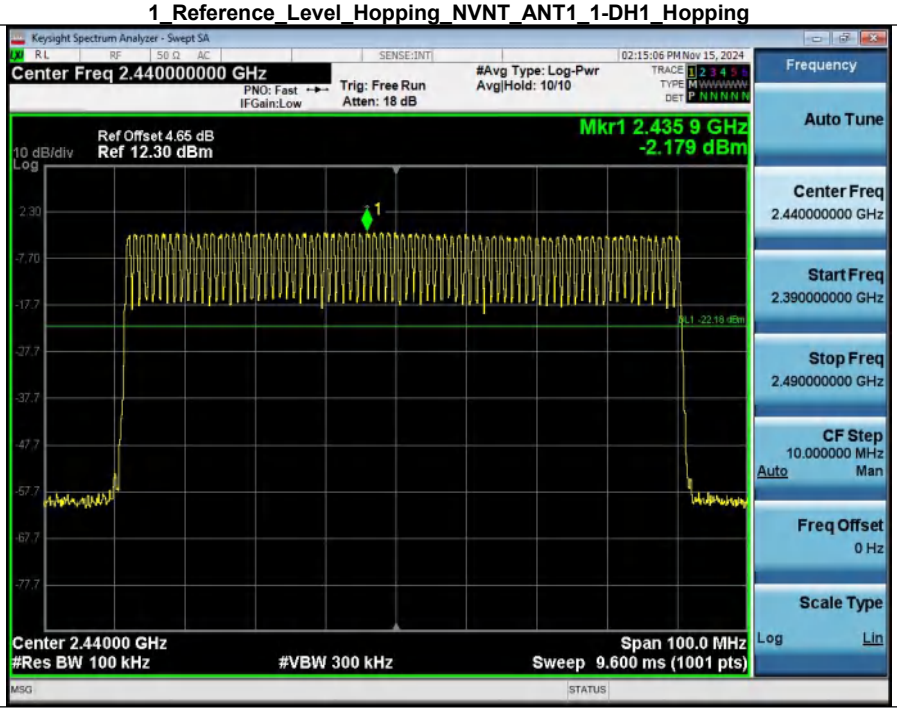

2_Band_Edge_(Hopping)_NVNT_ANT1_1-DH1_Hopping

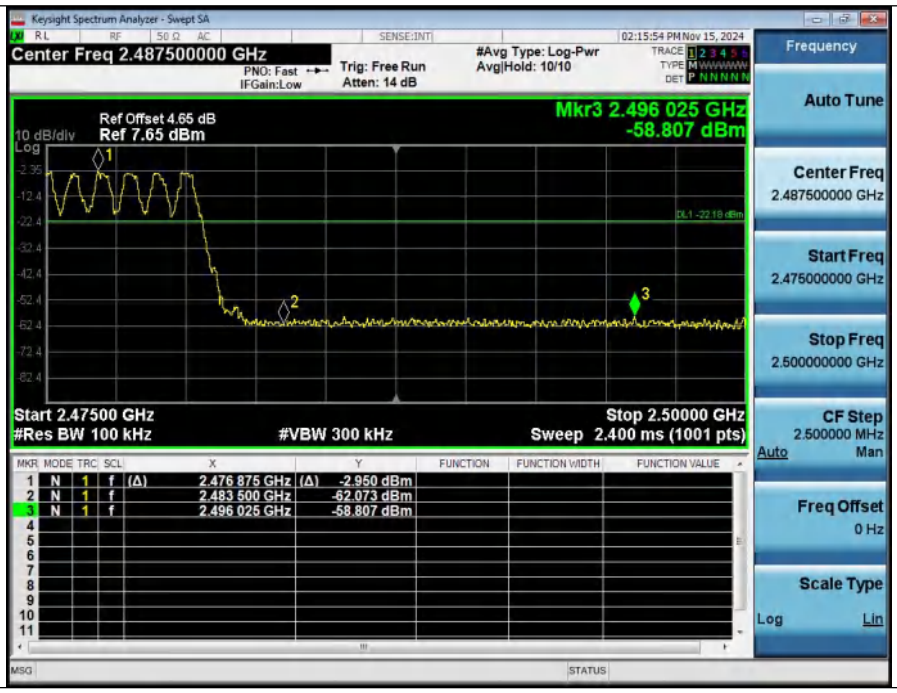

1_Reference_Level_NVNT_ANT1_2-DH1_2402_00

2_Bandedge_NVNT_ANT1_2-DH1_2402_00

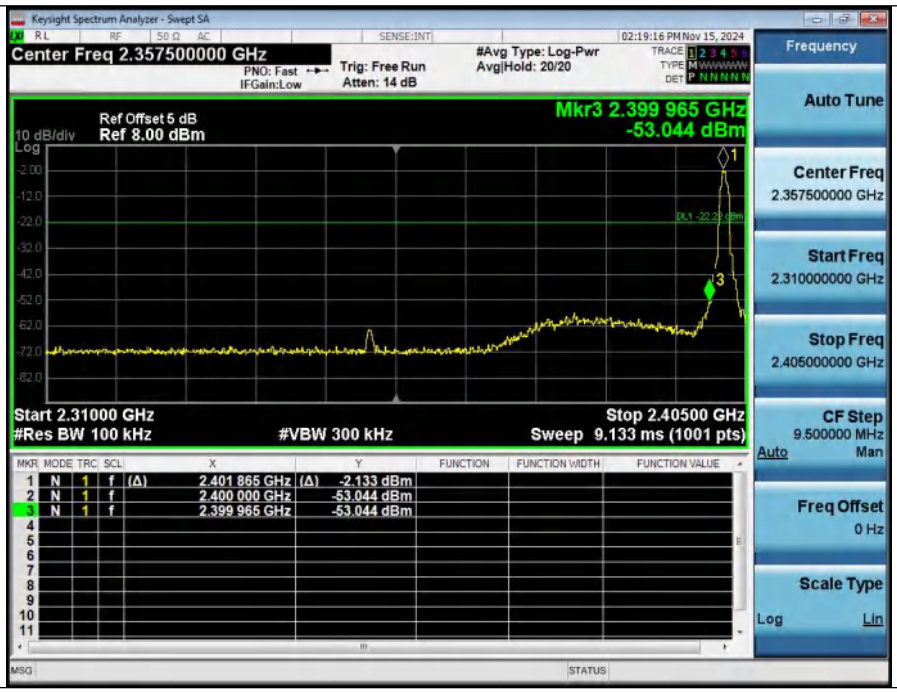

1_Reference_Level_Hopping_NVNT_ANT1_2-DH1_Hopping

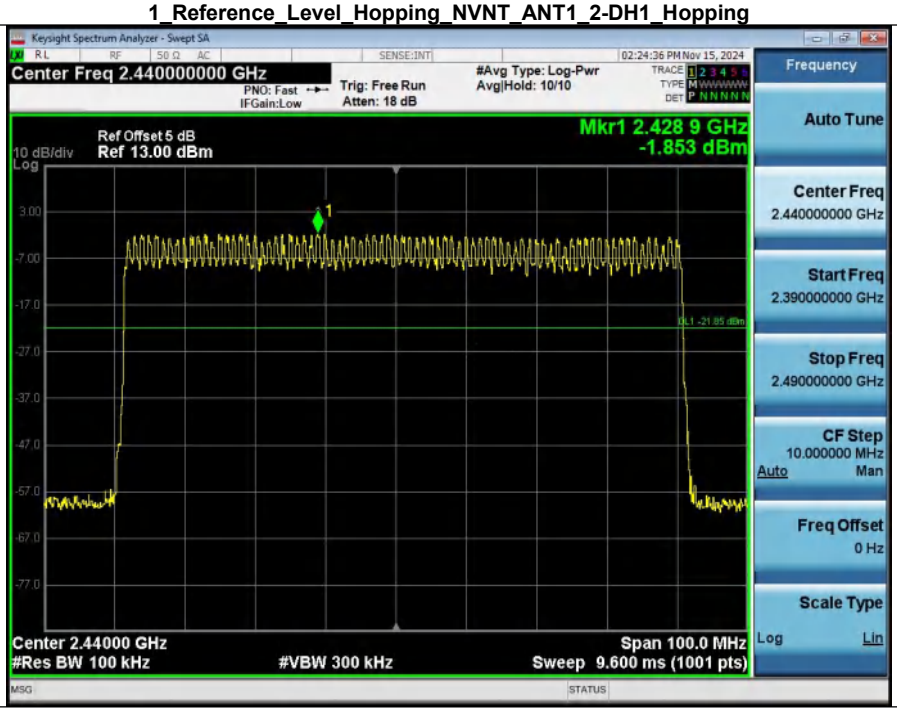

2_Band_Edge_(Hopping)_NVNT_ANT1_2-DH1_Hopping

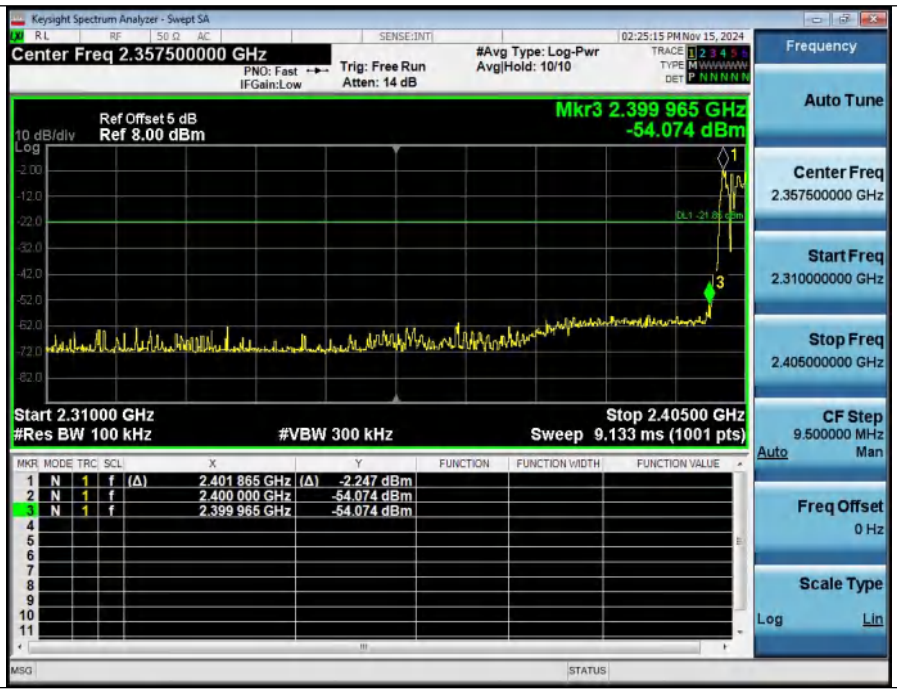

1_Reference_Level_NVNT_ANT1_2-DH1_2480_00

2_Bandedge_NVNT_ANT1_2-DH1_2480_00

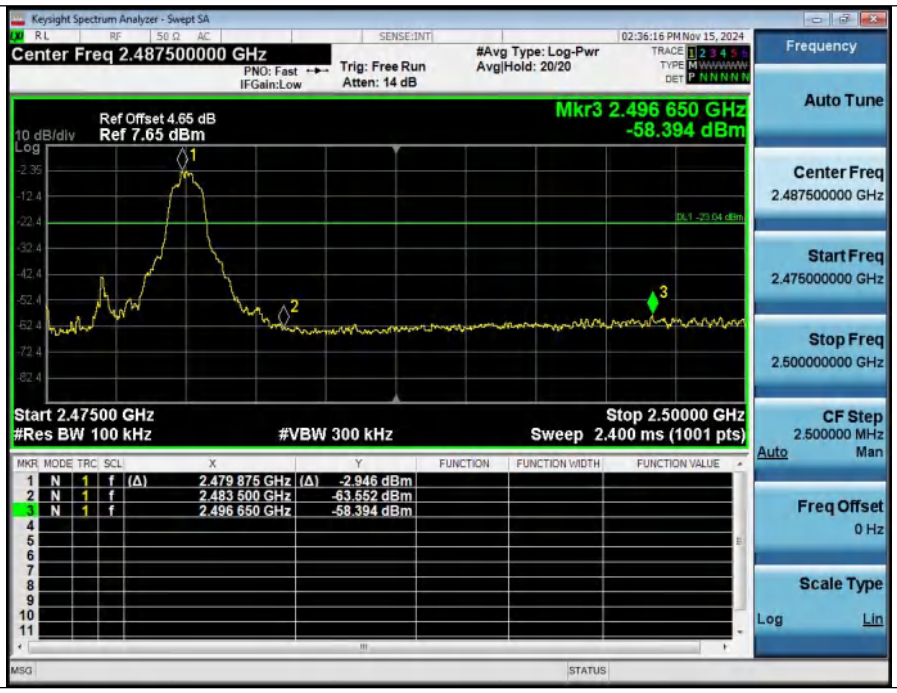

1_Reference_Level_Hopping_NVNT_ANT1_2-DH1_Hopping

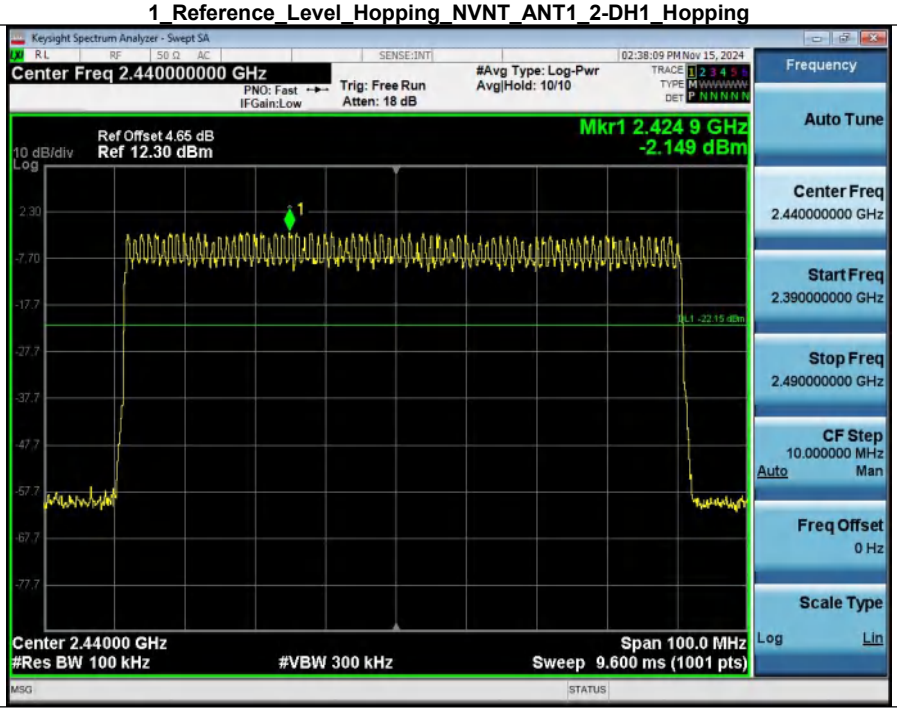

2_Band_Edge_(Hopping)_NVNT_ANT1_2-DH1_Hopping

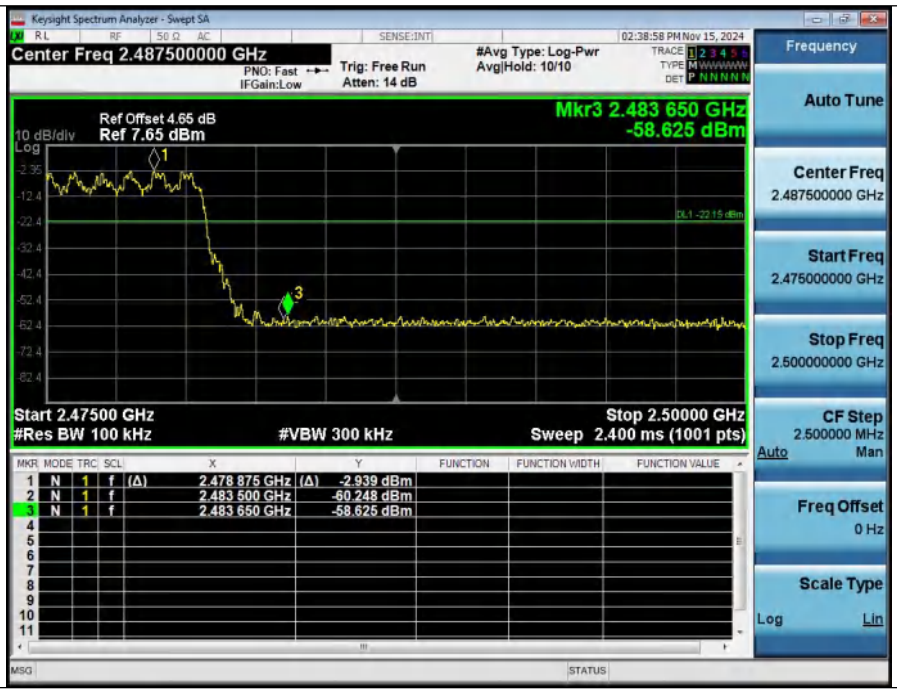

1_Reference_Level_NVNT_ANT1_3-DH1_2402_00

2_Bandedge_NVNT_ANT1_3-DH1_2402_00

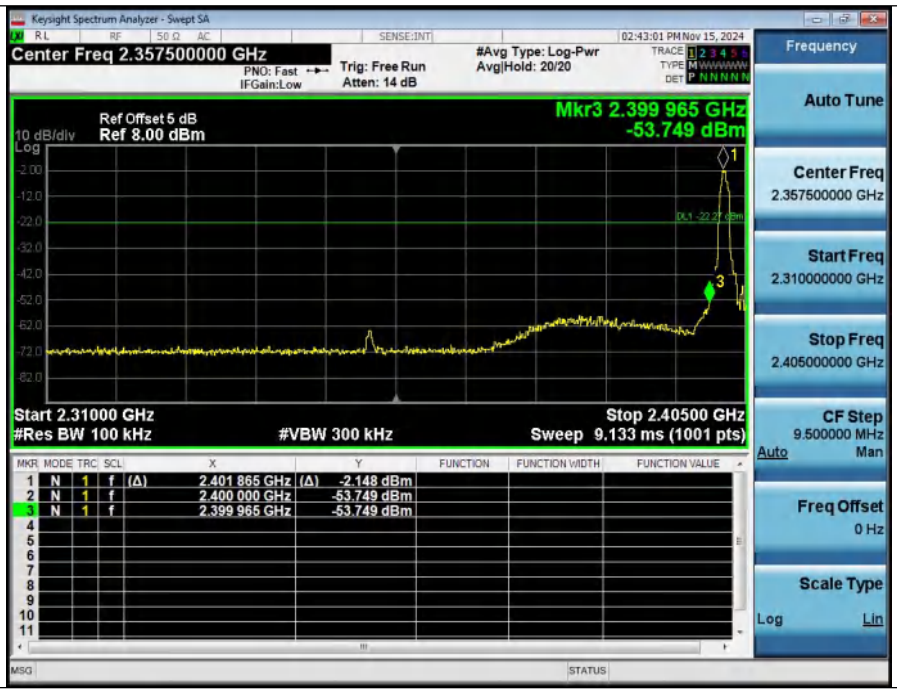

1_Reference_Level_Hopping_NVNT_ANT1_3-DH1_Hopping

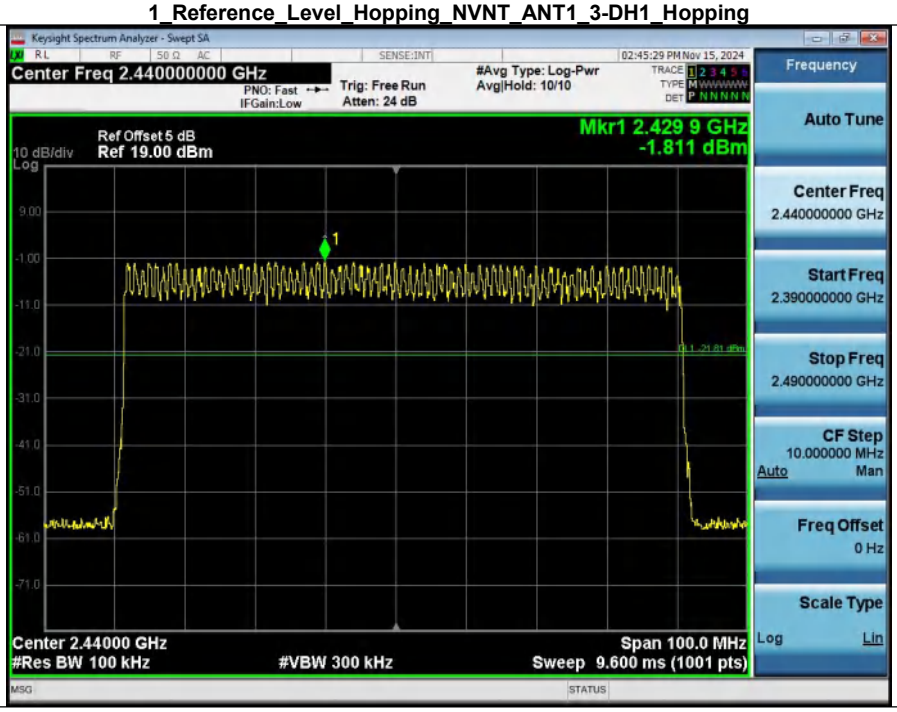

2_Band_Edge_(Hopping)_NVNT_ANT1_3-DH1_Hopping

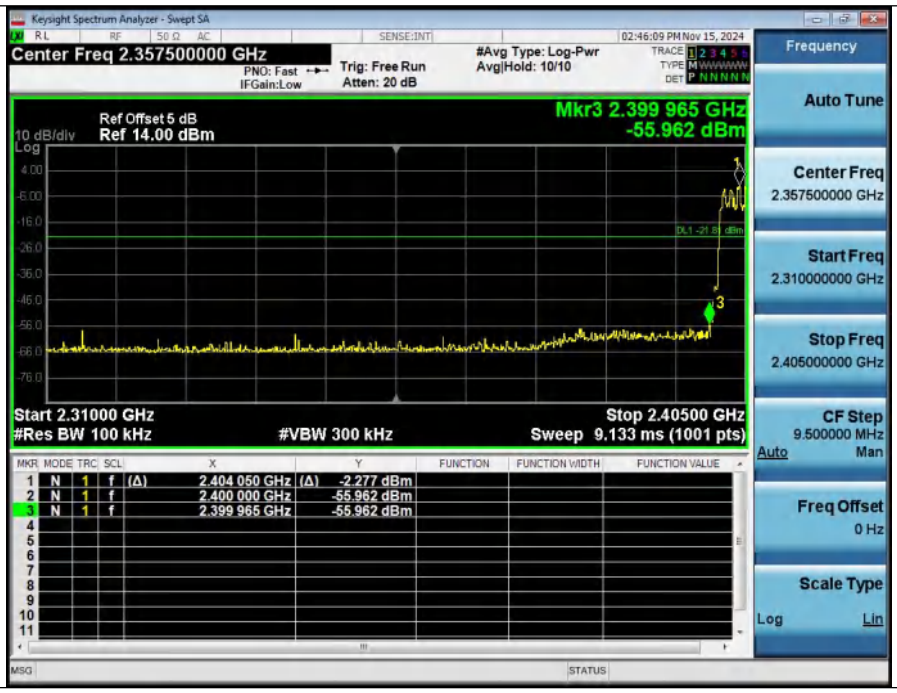

1_Reference_Level_NVNT_ANT1_3-DH1_2480_00

2_Bandedge_NVNT_ANT1_3-DH1_2480_00

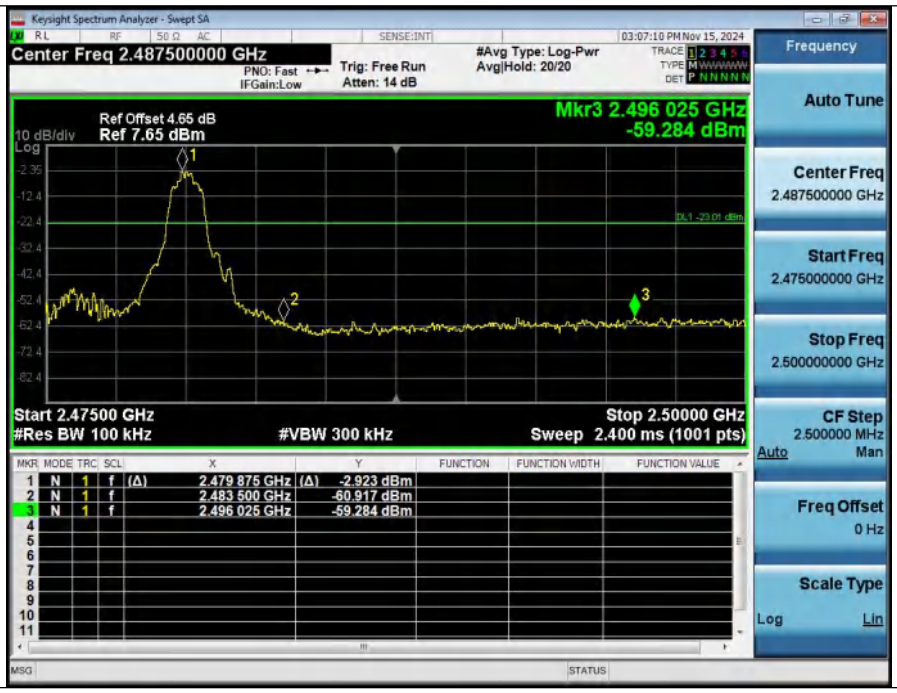

1_Reference_Level_Hopping_NVNT_ANT1_3-DH1_Hopping

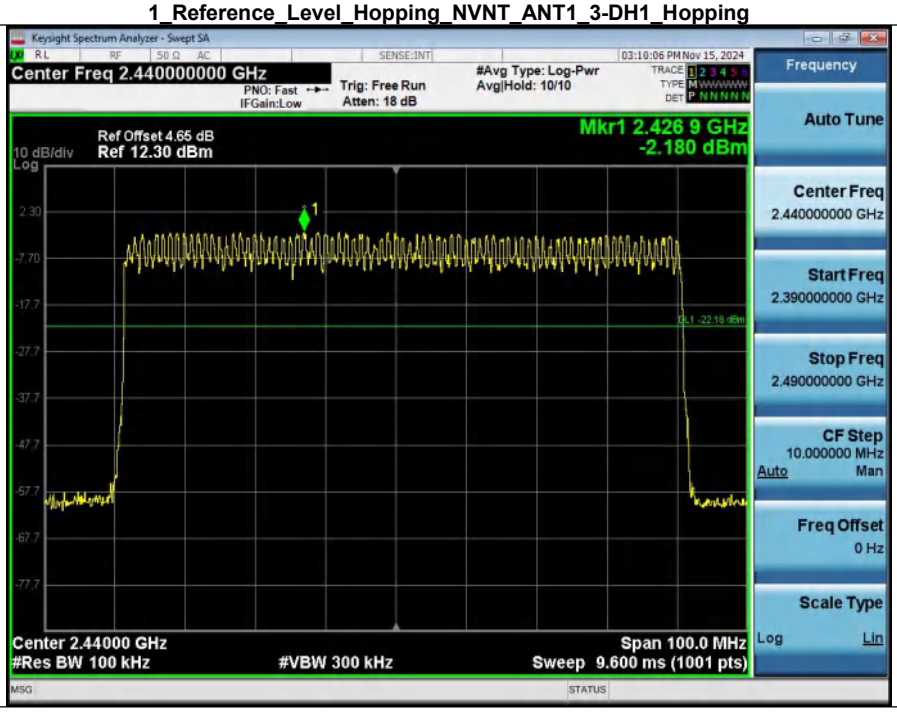

2_Band_Edge_(Hopping)_NVNT_ANT1_3-DH1_Hopping

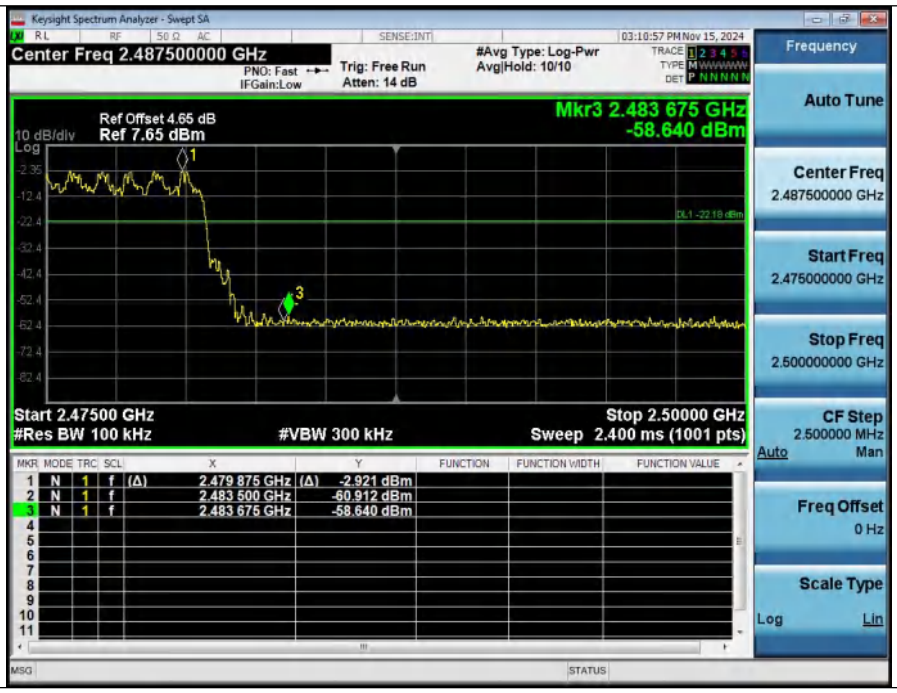
Keysight Spectrum Analyzer - Swept SA
Center Freq 2.487500000 GHz
PNO: Fast
IFGain:Low
Trig: Free Run
Atten: 14 dB
#Avg Type: Log-Pwr
Avg|Hold: 10/10
03:10:57 PM Nov 15, 2024
Ref Offset 4.65 dB
10 dB/div
Ref 7.65 dBm
Mkr3 2.483 675 GHz
-58.640 dBm
Start 2.47500 GHz
#Res BW 100 kHz
#VBW 300 kHz
Stop 2.50000 GHz
Sweep 2.400 ms (1001 pts)
1 N 1 f (Δ) 2.479 875 GHz (Δ) -2.921 dBm
2 N 1 f 2.483 500 GHz -60.912 dBm
3 N 1 f 2.483 675 GHz -58.640 dBm
Frequency
Auto Tune
Center Freq
2.487500000 GHz
Start Freq
2.475000000 GHz
Stop Freq
2.500000000 GHz
CF Step
2.500000 MHz
Auto
Man
Freq Offset
0 Hz
Scale Type
Log
Lin

7. Carrier Frequencies Separation (Hopping)

Condition	Antenna	Modulation	Frequency(MHz)	Hopping NO.0 (MHz)	Hopping NO.1 (MHz)	Carrier Frequencies Separation(MHz)	Limit(MHz)	Result
NVNT	ANT1	1-DH1	2402.00	2401.864	2402.860	1.00	0.669	Pass
NVNT	ANT1	1-DH1	2441.00	2440.864	2441.866	1.00	0.671	Pass
NVNT	ANT1	1-DH1	2480.00	2478.855	2479.860	1.00	0.689	Pass
NVNT	ANT1	2-DH1	2402.00	2401.861	2402.860	1.00	0.861	Pass
NVNT	ANT1	2-DH1	2441.00	2440.858	2441.863	1.00	0.863	Pass
NVNT	ANT1	2-DH1	2480.00	2478.864	2479.857	0.99	0.862	Pass
NVNT	ANT1	3-DH1	2402.00	2401.858	2402.851	0.99	0.838	Pass
NVNT	ANT1	3-DH1	2441.00	2440.861	2441.860	1.00	0.840	Pass
NVNT	ANT1	3-DH1	2480.00	2478.861	2479.860	1.00	0.838	Pass

Carrier_Frequencies_Separation_(Hopping)_NVNT_ANT1_1-DH1_Hopping

Carrier_Frequencies_Separation_(Hopping)_NVNT_ANT1_1-DH1_Hopping

Carrier_Frequencies_Separation_(Hopping)_NVNT_ANT1_1-DH1_Hopping

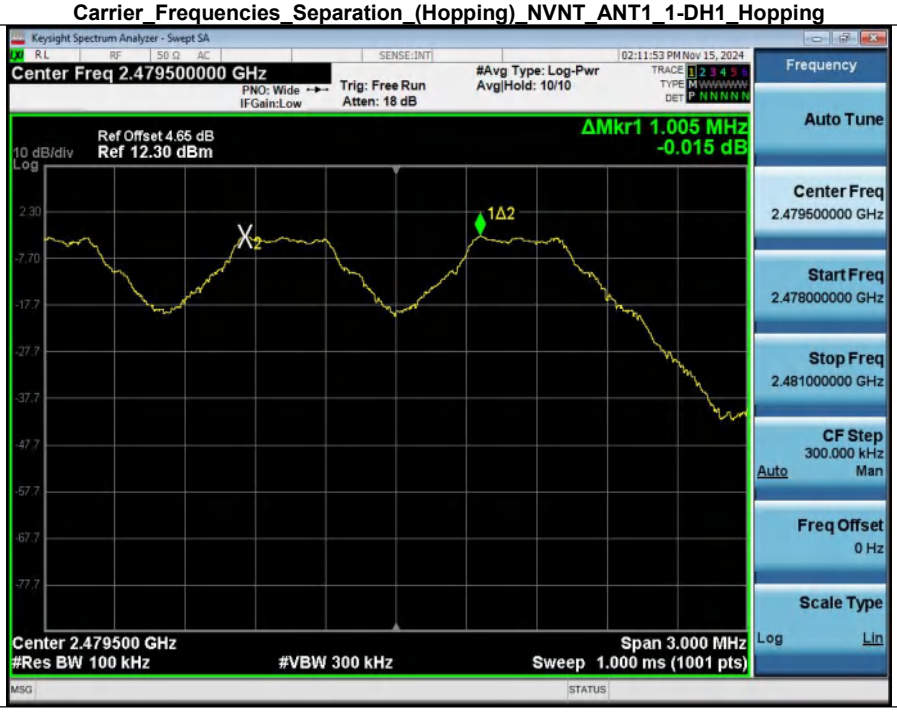

Carrier_Frequencies_Separation_(Hopping)_NVNT_ANT1_2-DH1_Hopping

Carrier_Frequencies_Separation_(Hopping)_NVNT_ANT1_2-DH1_Hopping

Carrier_Frequencies_Separation_(Hopping)_NVNT_ANT1_2-DH1_Hopping

Carrier_Frequencies_Separation_(Hopping)_NVNT_ANT1_3-DH1_Hopping

Carrier_Frequencies_Separation_(Hopping)_NVNT_ANT1_3-DH1_Hopping

Carrier_Frequencies_Separation_(Hopping)_NVNT_ANT1_3-DH1_Hopping

8. Number of Hopping Channel (Hopping)

Condition	Antenna	Modulation	Hopping Num	Limit	Result
NVNT	ANT1	1-DH1	79	15	Pass
NVNT	ANT1	2-DH1	79	15	Pass
NVNT	ANT1	3-DH1	79	15	Pass

Number_of_Hopping_Channel_(Hopping)_NVNT_ANT1_1-DH1_Hopping

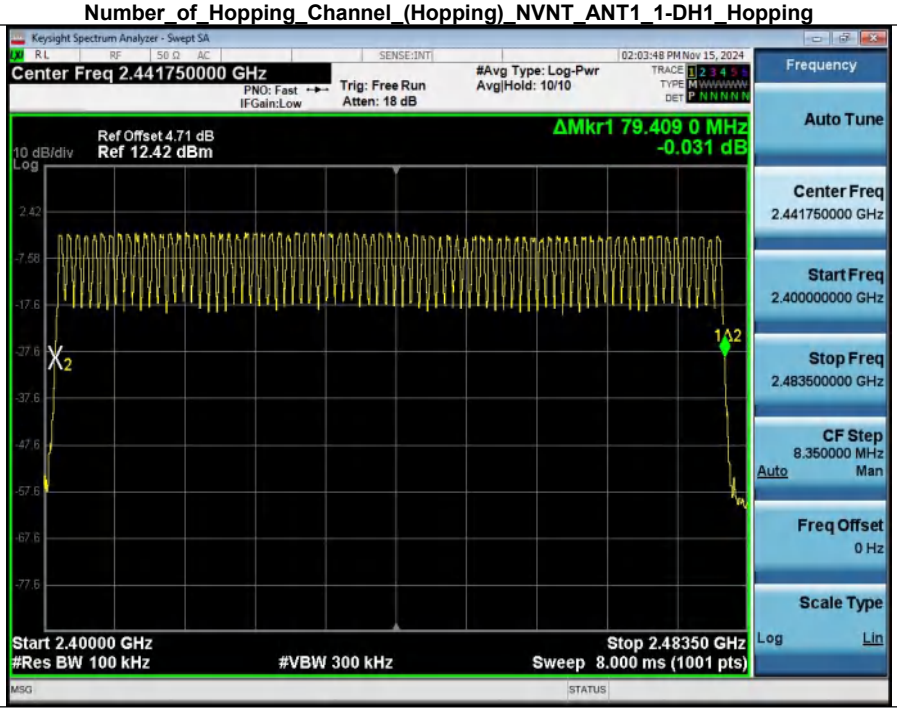

Number_of_Hopping_Channel_(Hopping)_NVNT_ANT1_2-DH1_Hopping

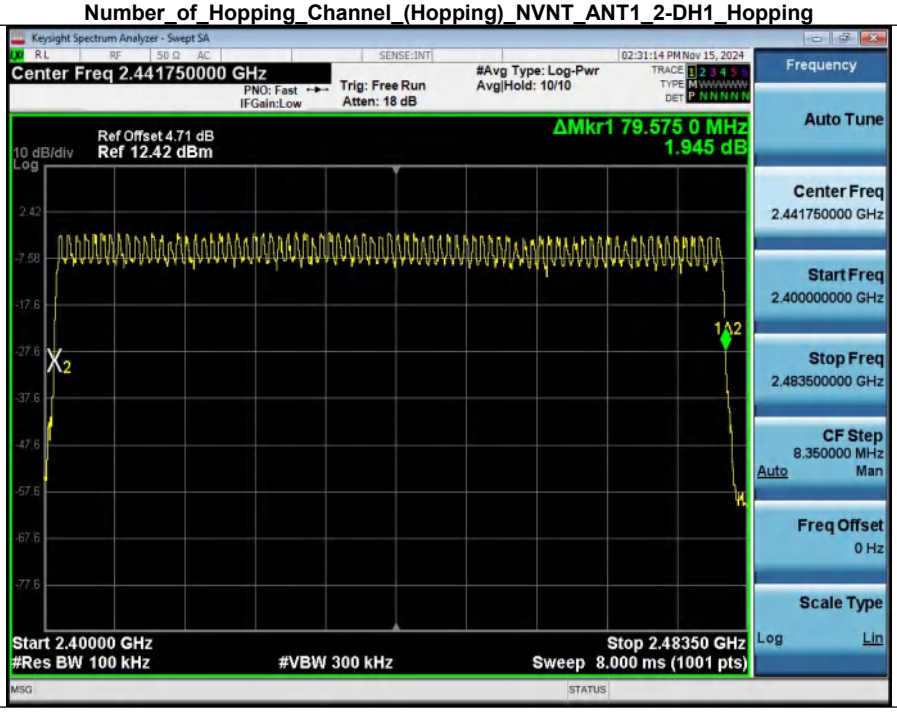

Number_of_Hopping_Channel_(Hopping)_NVNT_ANT1_3-DH1_Hopping

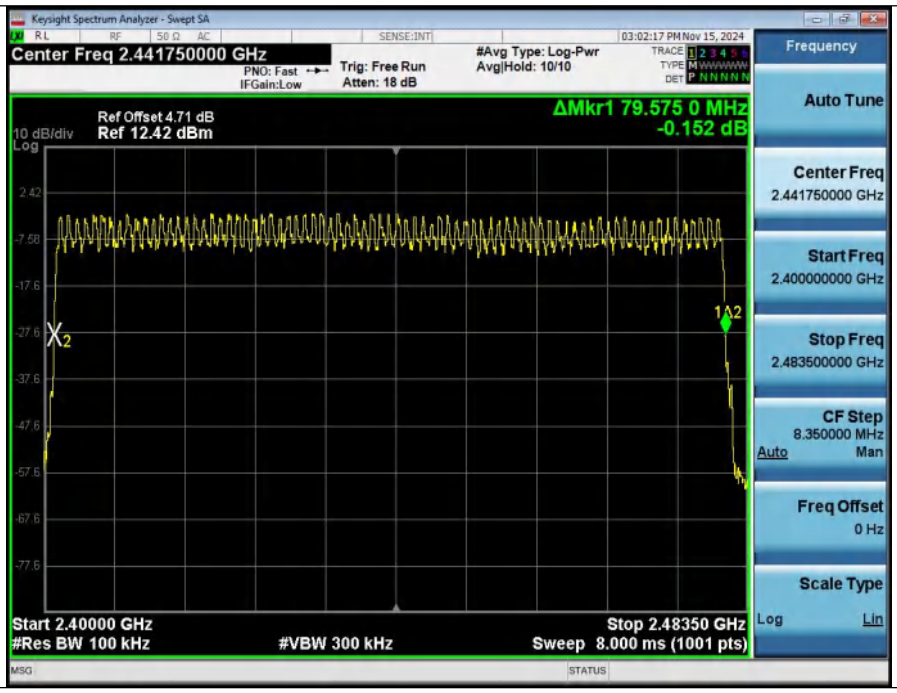
Keysight Spectrum Analyzer - Swept SA
Center Freq 2.441750000 GHz
PNO: Fast
IFGain:Low
Trig: Free Run
Atten: 18 dB
#Avg Type: Log-Pwr
Avg|Hold: 10/10
03:02:17 PM Nov 15, 2024
Ref Offset 4.71 dB
10 dB/div
Ref 12.42 dBm
ΔMkr1 79.575 0 MHz
-0.152 dB
Start 2.40000 GHz
#Res BW 100 kHz
#VBW 300 kHz
Stop 2.48350 GHz
Sweep 8.000 ms (1001 pts)
Frequency
Auto Tune
Center Freq
2.441750000 GHz
Start Freq
2.400000000 GHz
Stop Freq
2.483500000 GHz
CF Step
8.350000 MHz
Auto
Man
Freq Offset
0 Hz
Scale Type
Log
Lin

9. Dwell Time (Hopping)

Condition	Antenna	Packet Type	Pulse Time(ms)	Hops	Dwell Time(ms)	Limit(s)	Result
NVNT	ANT1	1-DH1	0.377	318.00	119.886	0.40	Pass
NVNT	ANT1	2-DH1	0.387	319.00	123.453	0.40	Pass
NVNT	ANT1	3-DH1	0.388	320.00	124.160	0.40	Pass
NVNT	ANT1	1-DH3	1.633	157.00	256.381	0.40	Pass
NVNT	ANT1	1-DH5	2.881	117.00	337.077	0.40	Pass
NVNT	ANT1	2-DH3	1.639	163.00	267.157	0.40	Pass
NVNT	ANT1	2-DH5	2.887	93.00	268.491	0.40	Pass
NVNT	ANT1	3-DH3	1.638	155.00	253.890	0.40	Pass
NVNT	ANT1	3-DH5	2.889	105.00	303.345	0.40	Pass

Dwell_Time_(Hopping)_NVNT_ANT1_1-DH1_2441_00_One_Burst_Time

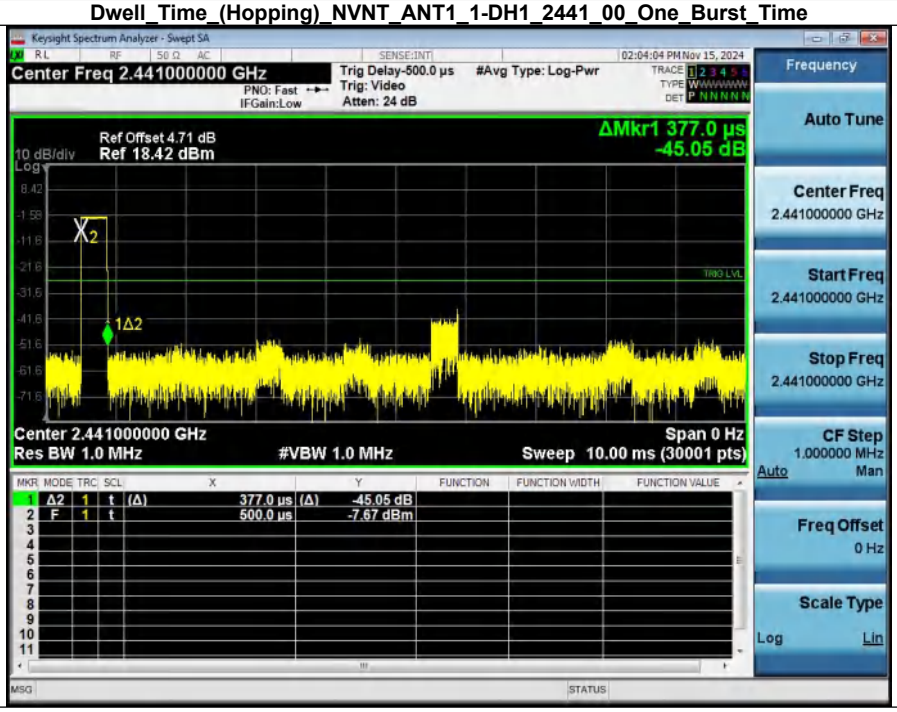

Dwell_Time_(Hopping)_NVNT_ANT1_1-DH1_2441_00_Accumulated

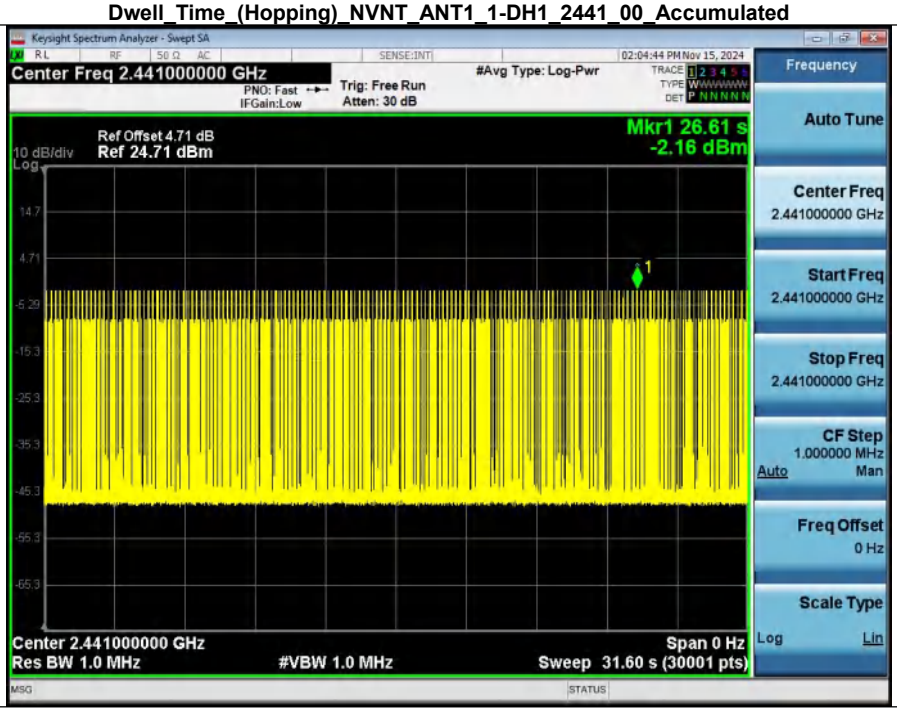

Dwell_Time_(Hopping)_NVNT_ANT1_2-DH1_2441_00_One_Burst_Time

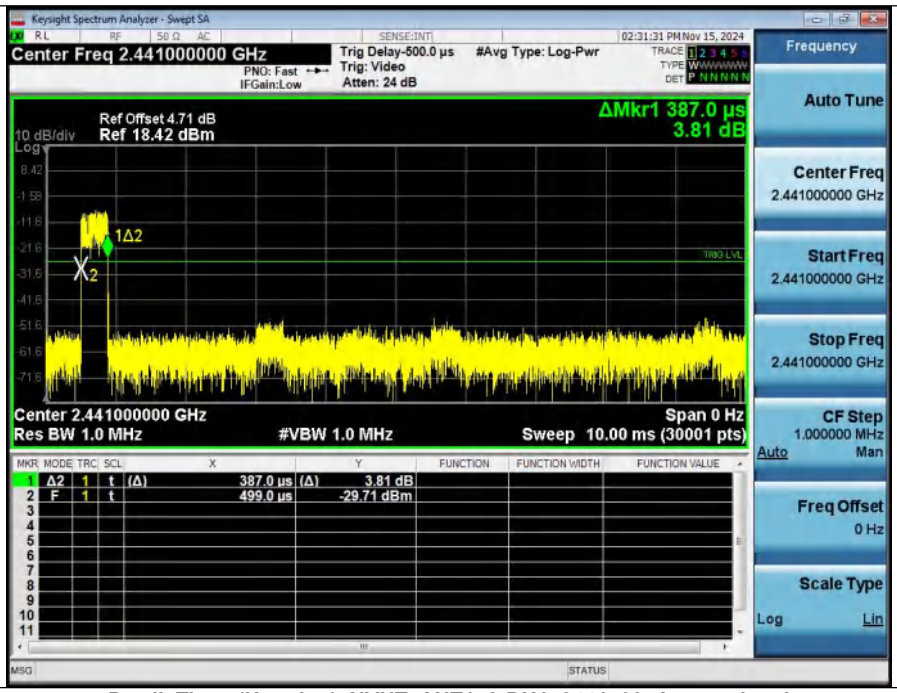

Dwell_Time_(Hopping)_NVNT_ANT1_2-DH1_2441_00_Accumulated

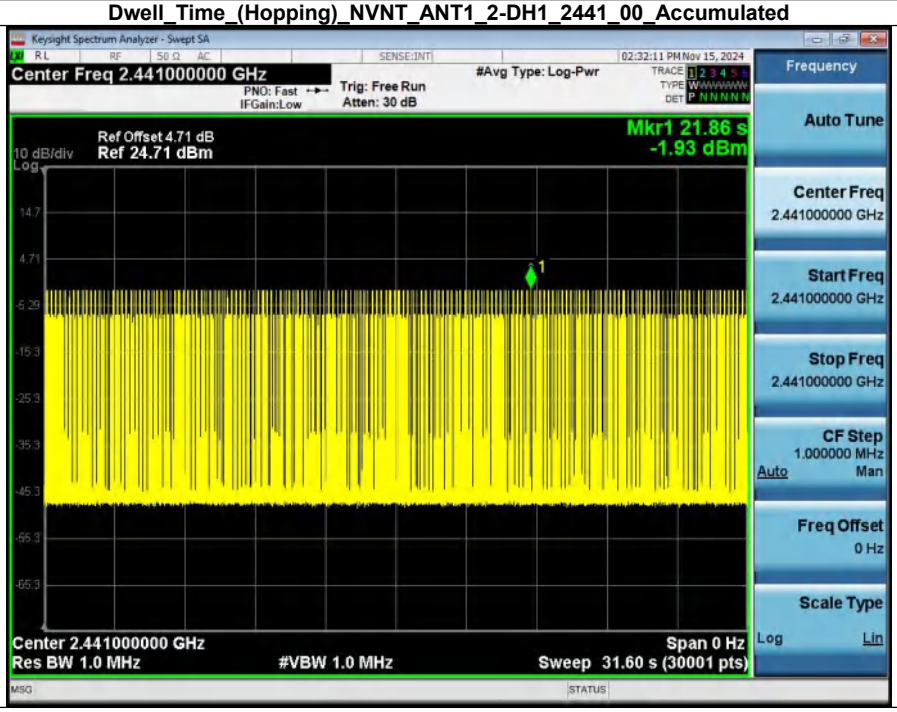

Dwell_Time_(Hopping)_NVNT_ANT1_3-DH1_2441_00_One_Burst_Time

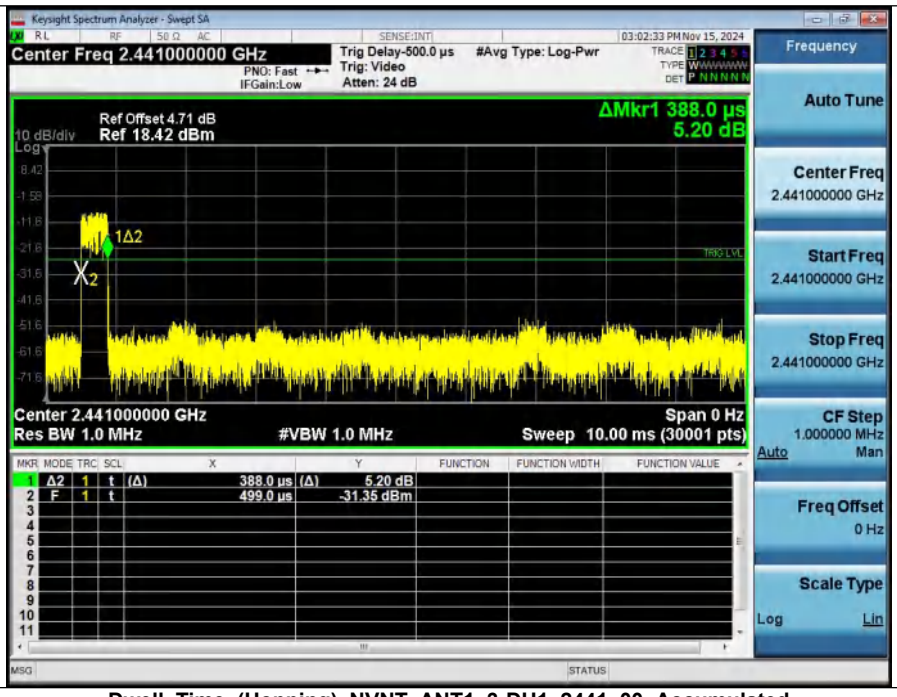

Dwell_Time_(Hopping)_NVNT_ANT1_3-DH1_2441_00_Accumulated

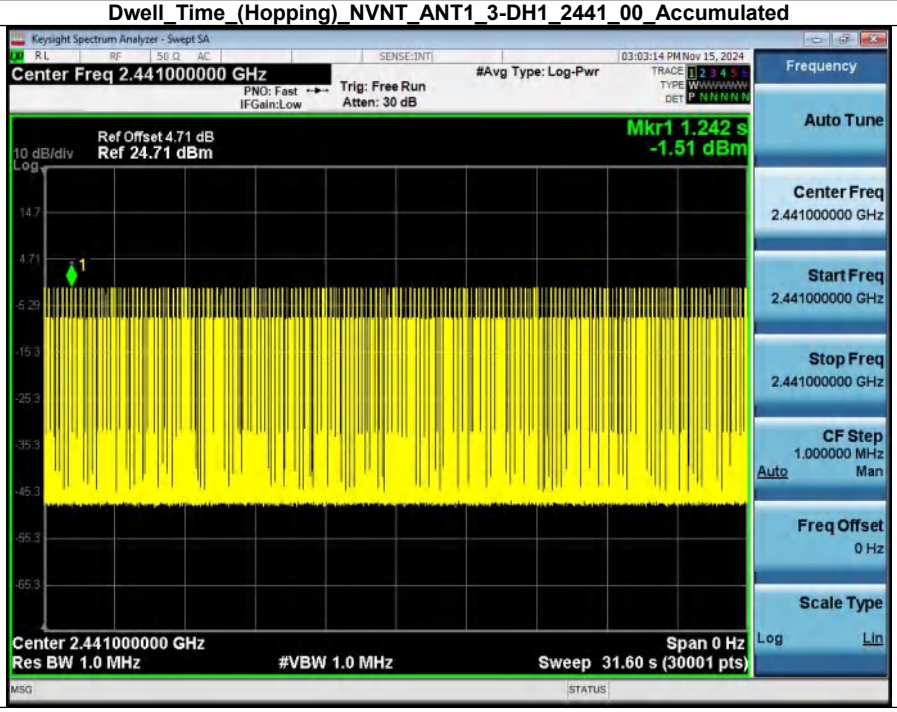

Dwell_Time_(Hopping)_NVNT_ANT1_1-DH3_2441_00_One_Burst_Time

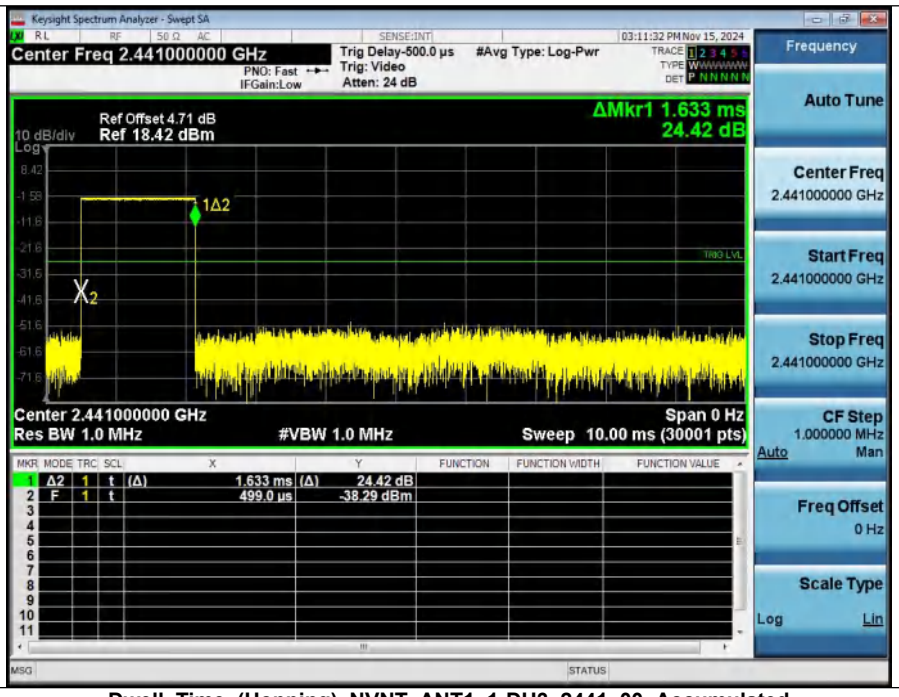

Dwell_Time_(Hopping)_NVNT_ANT1_1-DH3_2441_00_Accumulated

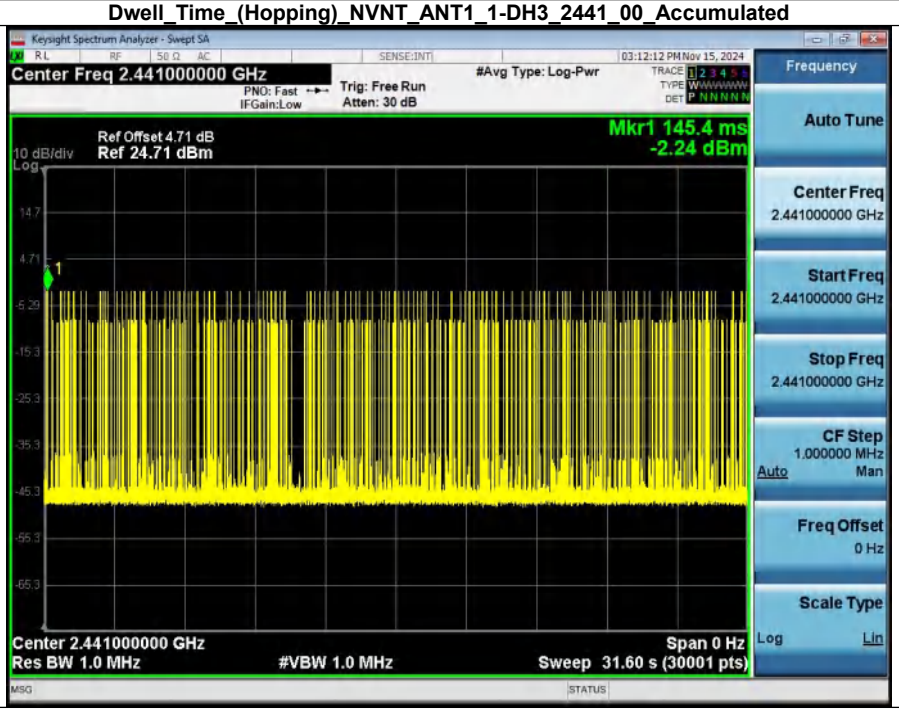

Dwell_Time_(Hopping)_NVNT_ANT1_1-DH5_2441_00_One_Burst_Time

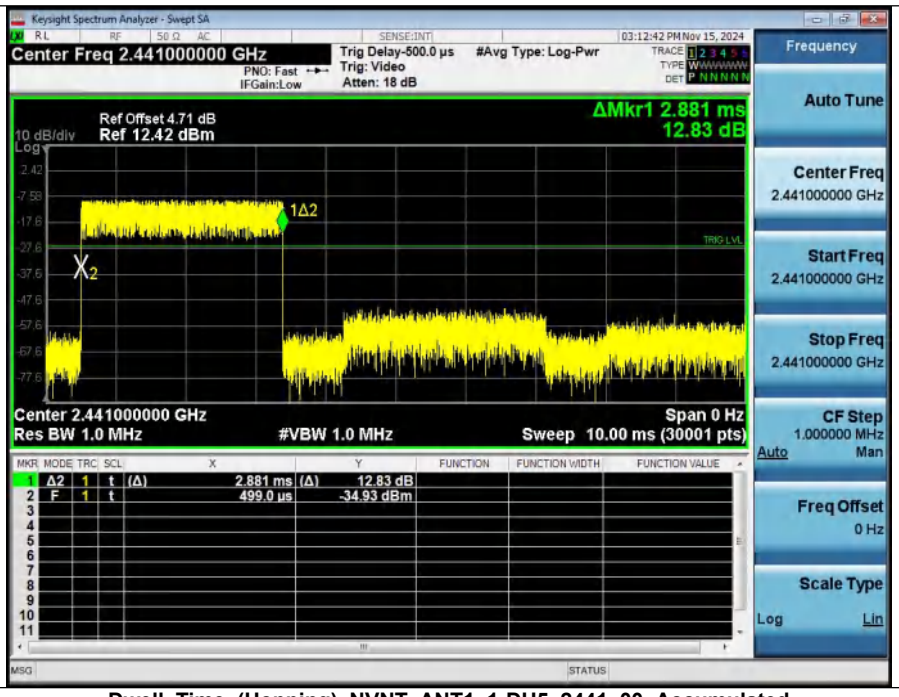

Dwell_Time_(Hopping)_NVNT_ANT1_1-DH5_2441_00_Accumulated

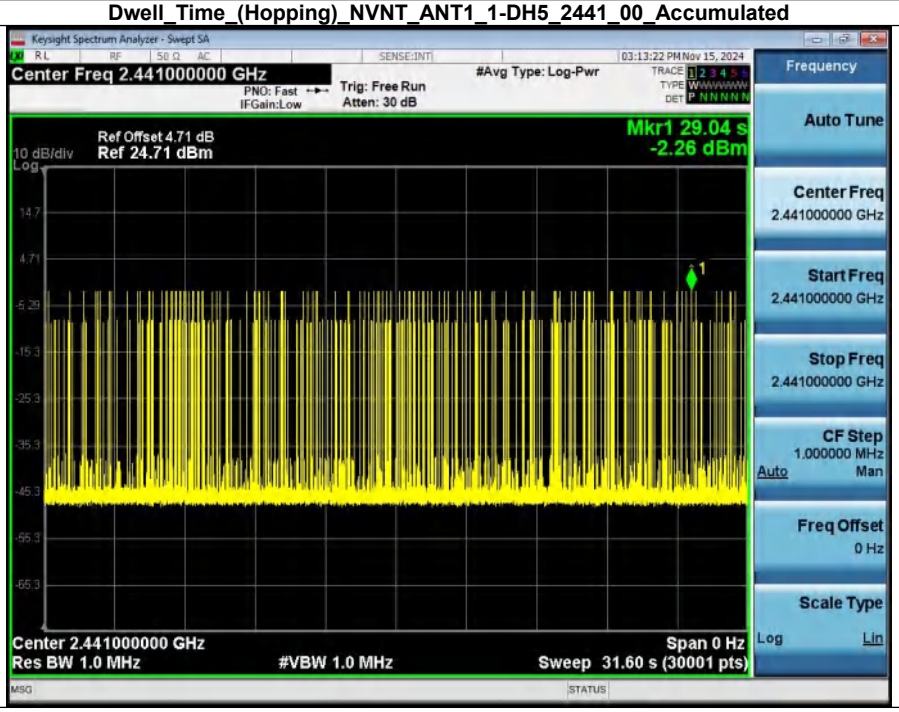

Dwell_Time_(Hopping)_NVNT_ANT1_2-DH3_2441_00_One_Burst_Time

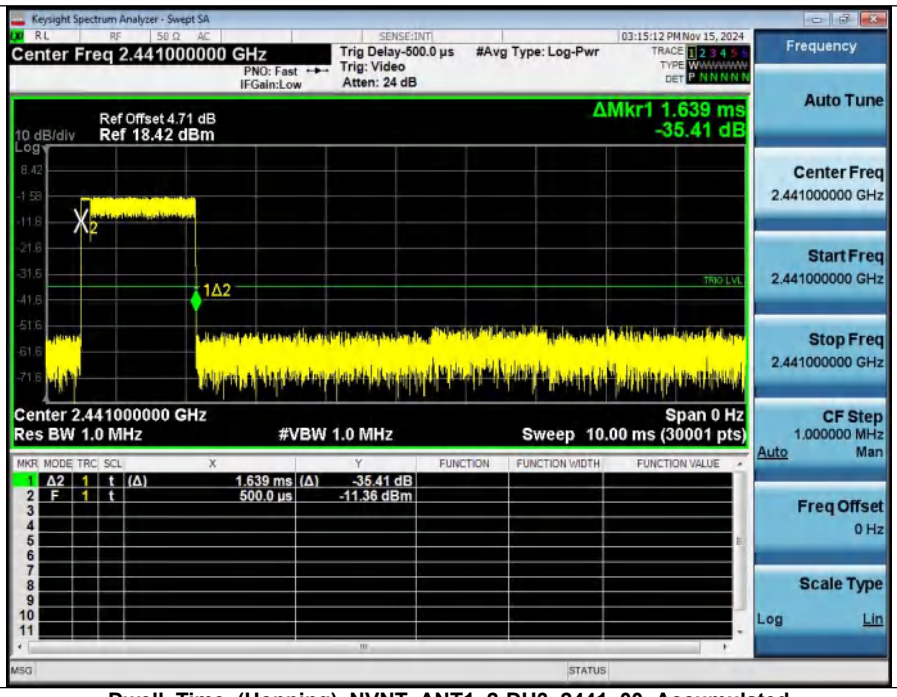

Dwell_Time_(Hopping)_NVNT_ANT1_2-DH3_2441_00_Accumulated

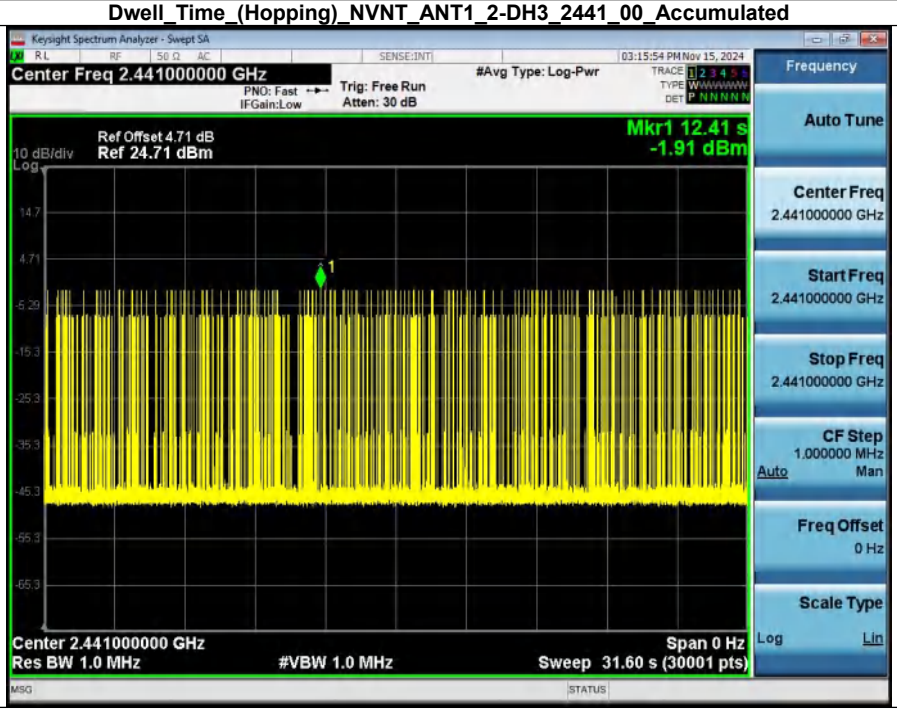

Dwell_Time_(Hopping)_NVNT_ANT1_2-DH5_2441_00_One_Burst_Time

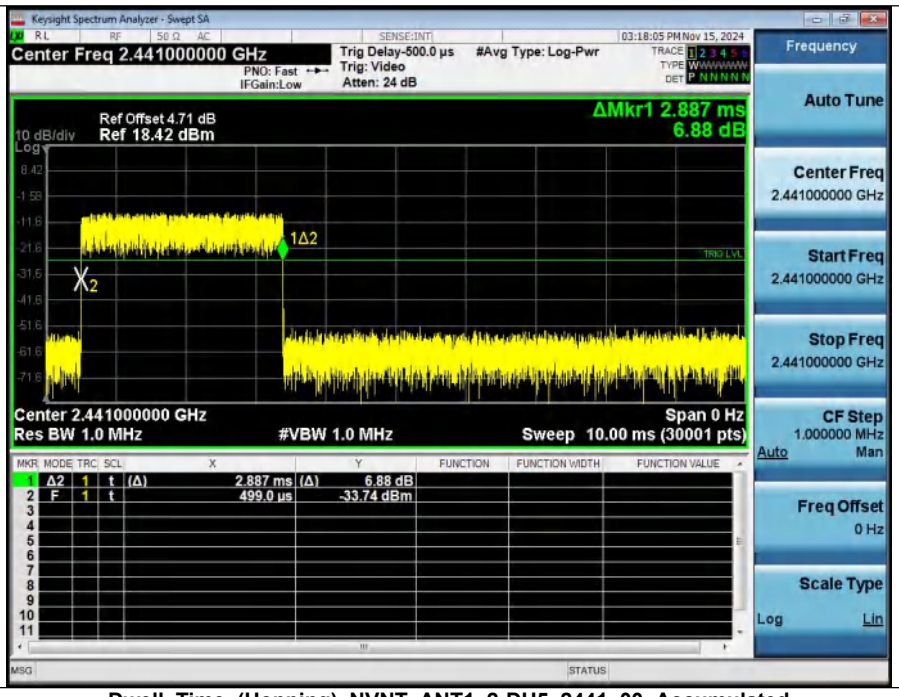

Dwell_Time_(Hopping)_NVNT_ANT1_2-DH5_2441_00_Accumulated

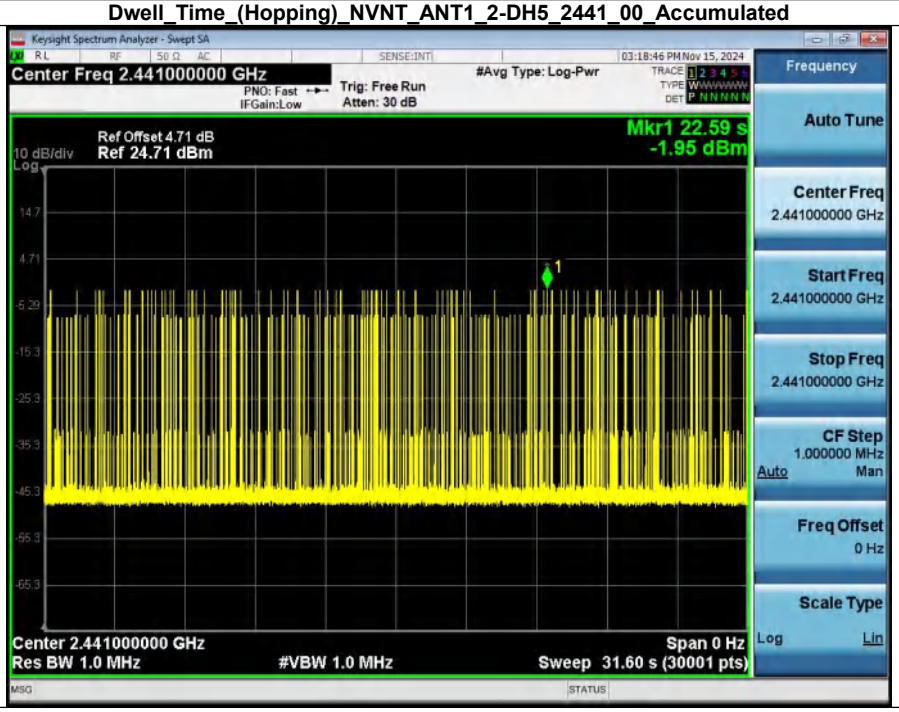

Dwell_Time_(Hopping)_NVNT_ANT1_3-DH3_2441_00_One_Burst_Time

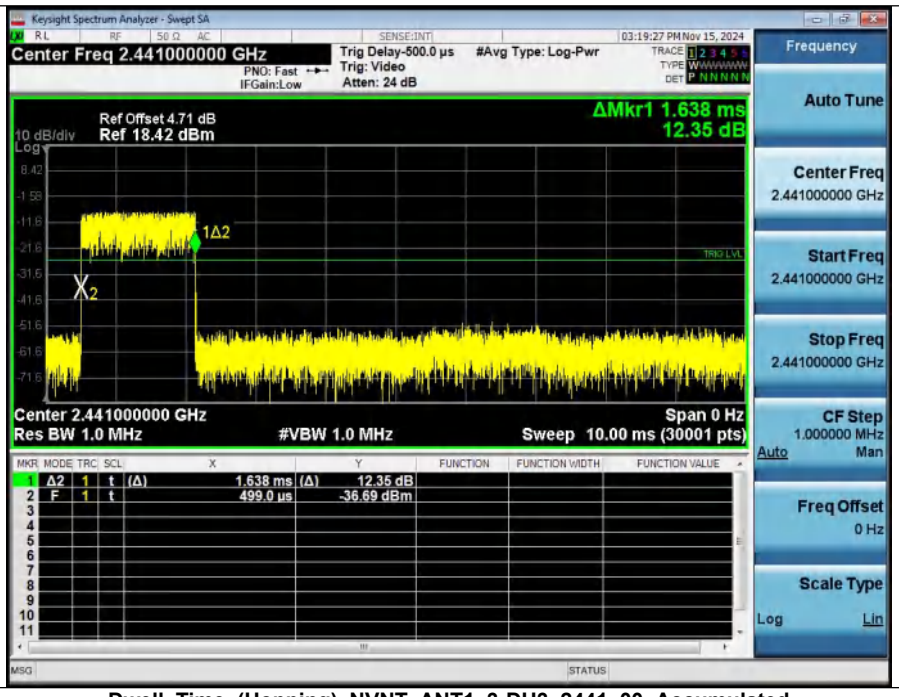

Dwell_Time_(Hopping)_NVNT_ANT1_3-DH3_2441_00_Accumulated

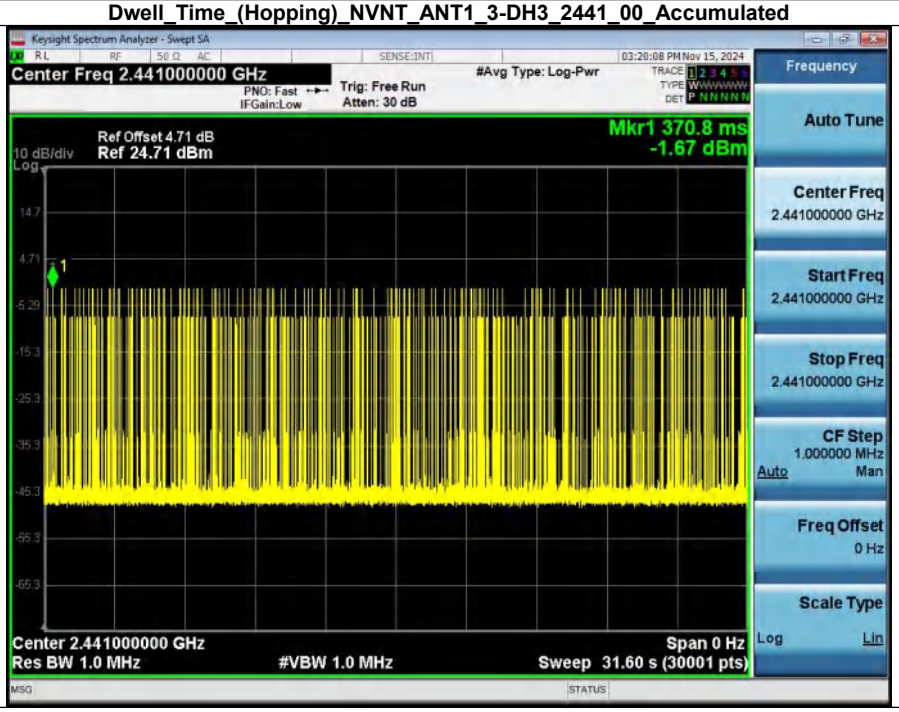

Dwell_Time_(Hopping)_NVNT_ANT1_3-DH5_2441_00_One_Burst_Time

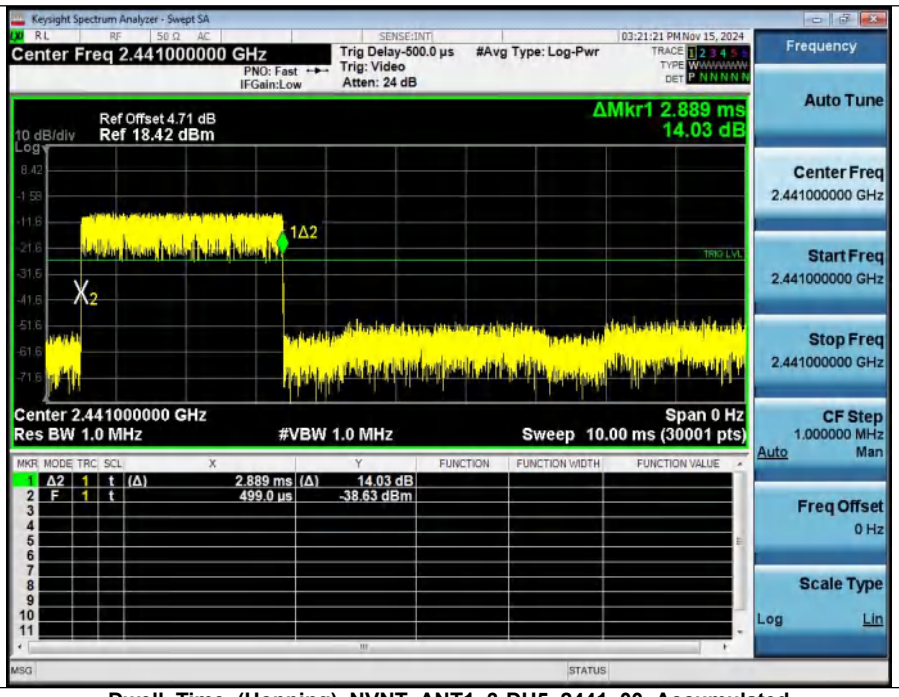
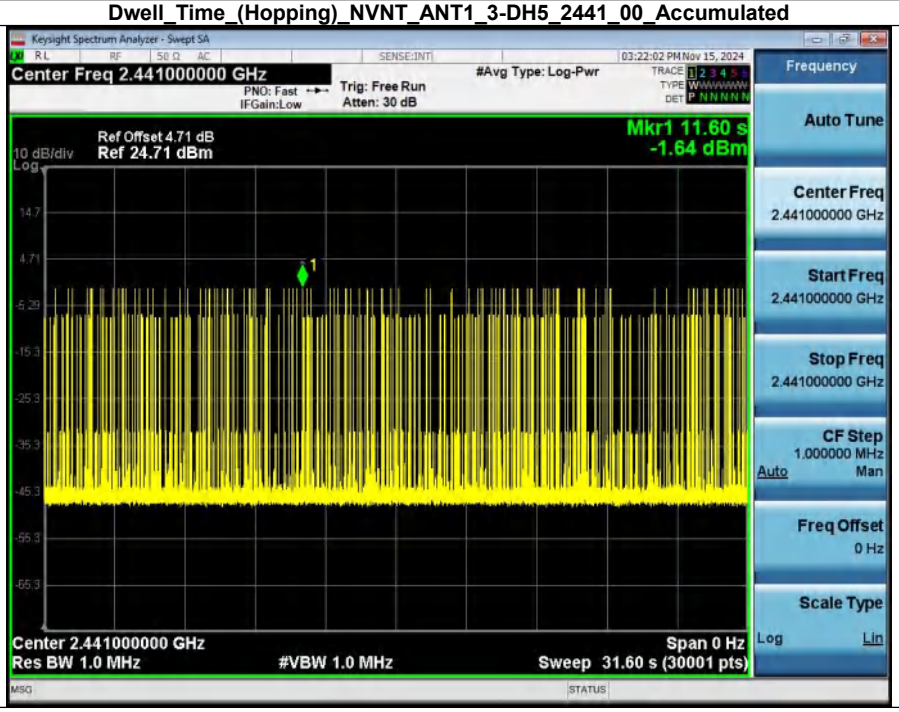
Dwell_Time_(Hopping)_NVNT_ANT1_3-DH5_2441_00_Accumulated