Table of Contents

1. Duty Cycle 2
2. -20dB Bandwidth 7
3. 99% Occupied Bandwidth 12
4. Peak Output Power 17
5. Spurious Emissions 22
6. Bandedge 32
7. Carrier Frequencies Separation (Hopping) 45
8. Number of Hopping Channel (Hopping) 50
9. Dwell Time (Hopping) 52

Report No.: MAX250520110P01-R01
FCC ID:2BL7IK06
FCC_BT（EDR）(Part15.247) Test Data

1. Duty Cycle

Condition	Antenna	Rate	Frequency (MHz)	Dutycycle(%)	Duty_factor
NVNT	ANT1	1-DH1	2402.00	31.75	4.98
NVNT	ANT1	1-DH1	2441.00	31.75	4.98
NVNT	ANT1	1-DH1	2480.00	30.65	5.14
NVNT	ANT1	2-DH1	2402.00	33.33	4.77
NVNT	ANT1	2-DH1	2441.00	31.75	4.98
NVNT	ANT1	2-DH1	2480.00	31.75	4.98
NVNT	ANT1	3-DH1	2402.00	33.33	4.77
NVNT	ANT1	3-DH1	2441.00	31.75	4.98
NVNT	ANT1	3-DH1	2480.00	30.65	5.14

Duty_Cycle_NVNT_ANT1_1-DH1_2402

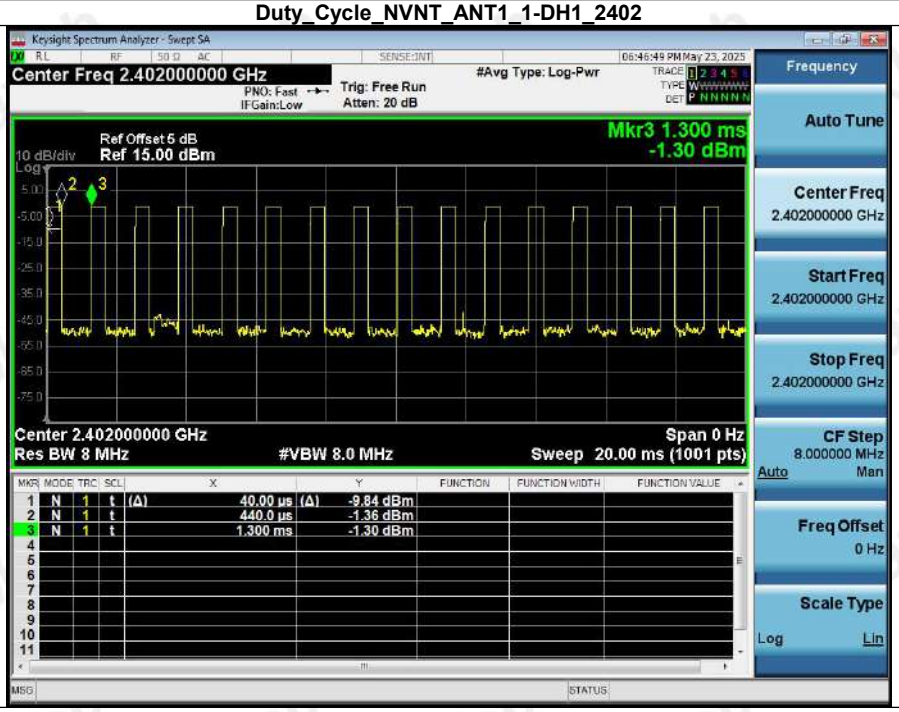

Duty_Cycle_NVNT_ANT1_1-DH1_2441

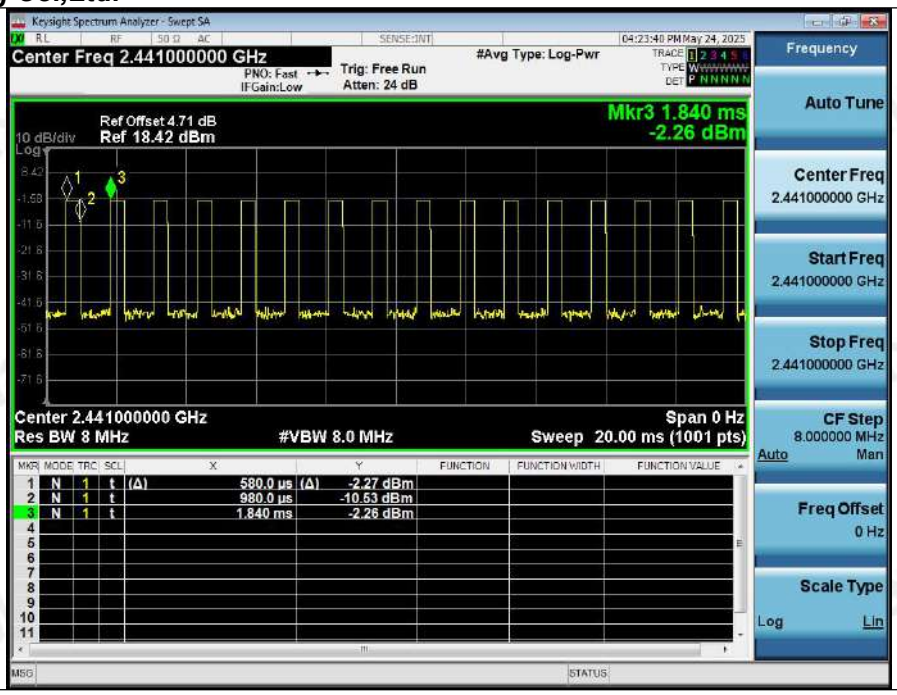

Duty_Cycle_NVNT_ANT1_1-DH1_2480

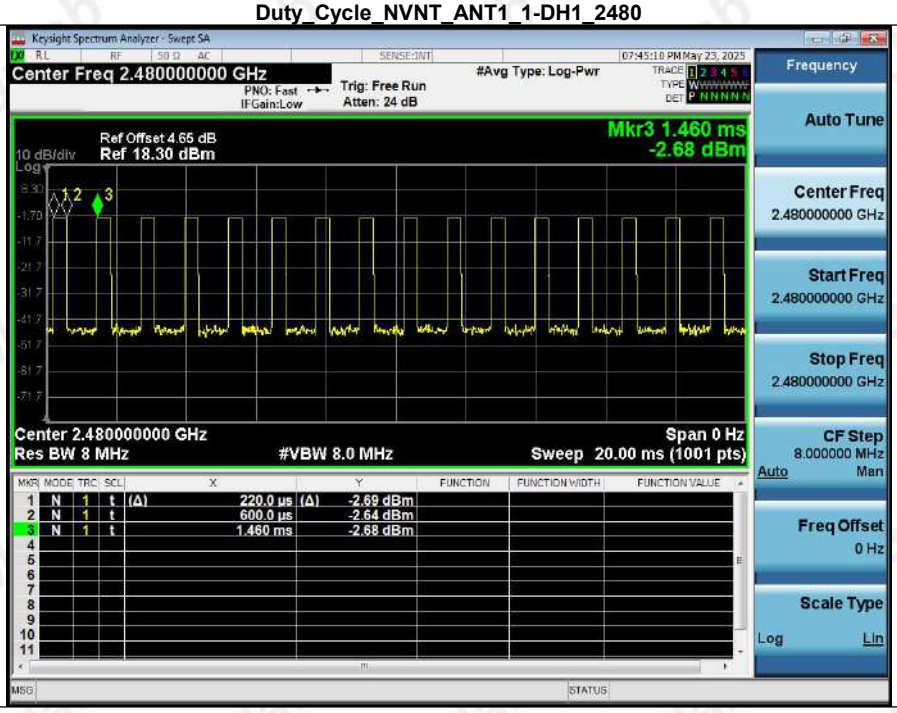

Duty_Cycle_NVNT_ANT1_2-DH1_2402

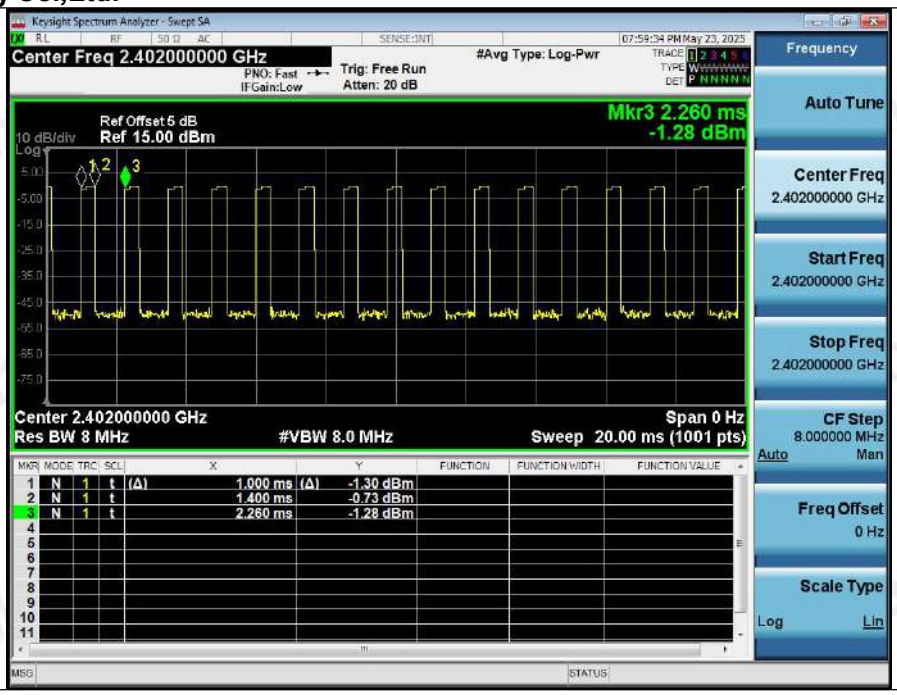

Duty_Cycle_NVNT_ANT1_2-DH1_2441

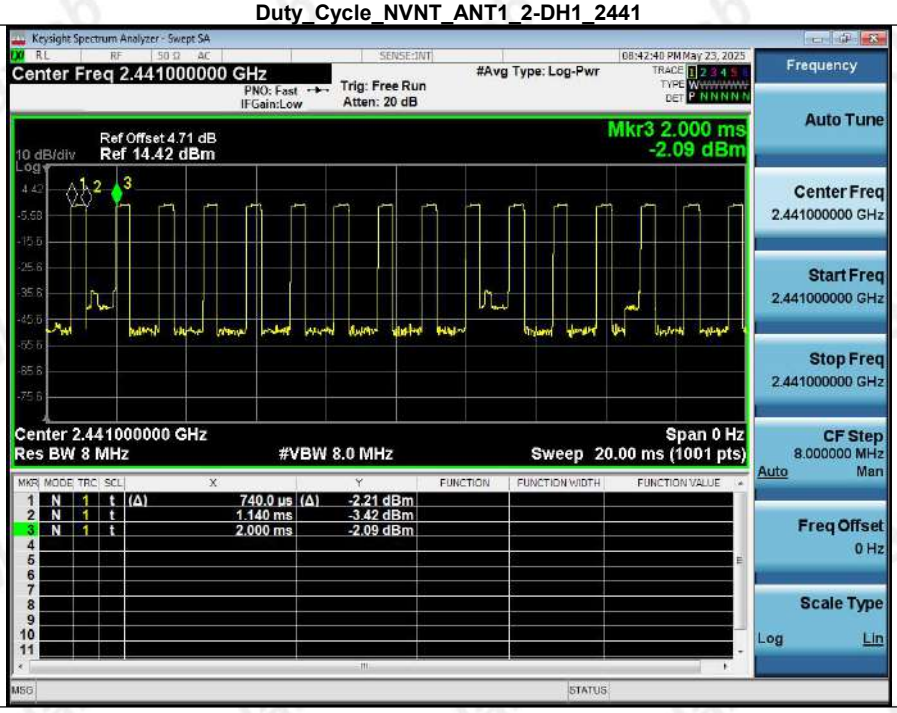

Duty_Cycle_NVNT_ANT1_2-DH1_2480

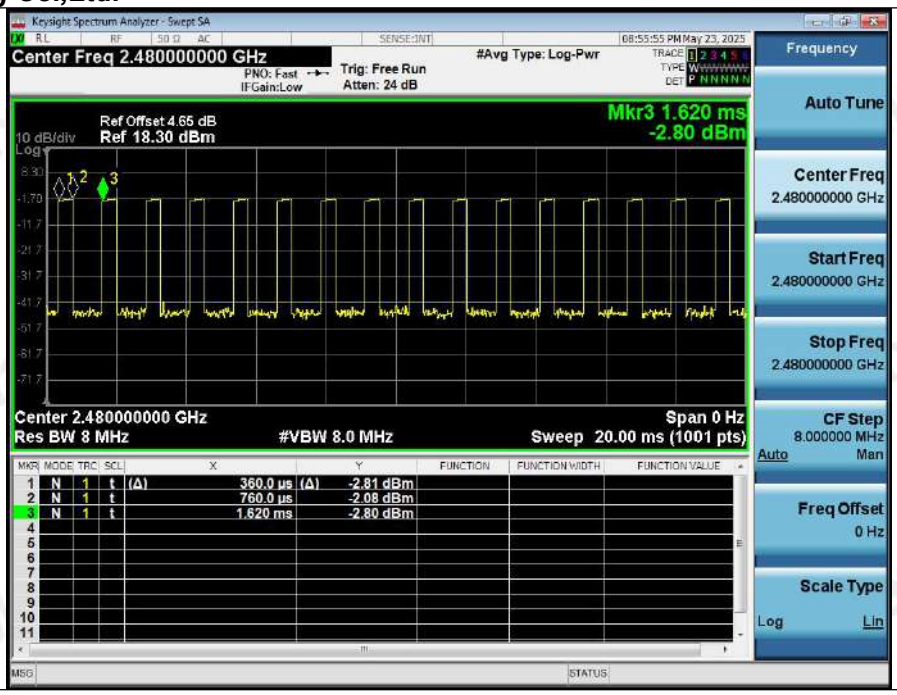

Duty_Cycle_NVNT_ANT1_3-DH1_2402

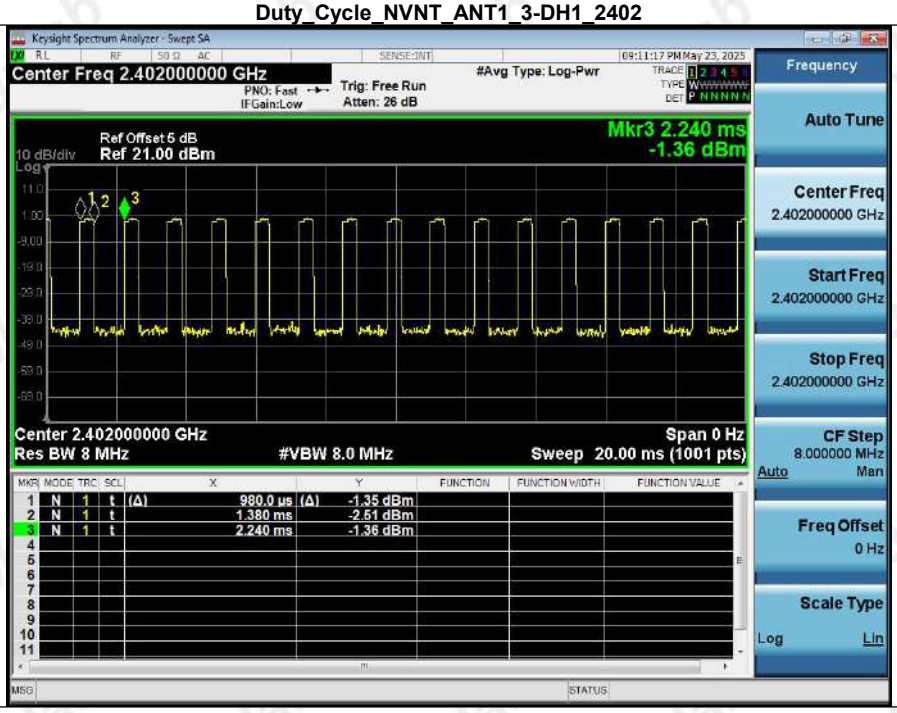

Duty_Cycle_NVNT_ANT1_3-DH1_2441

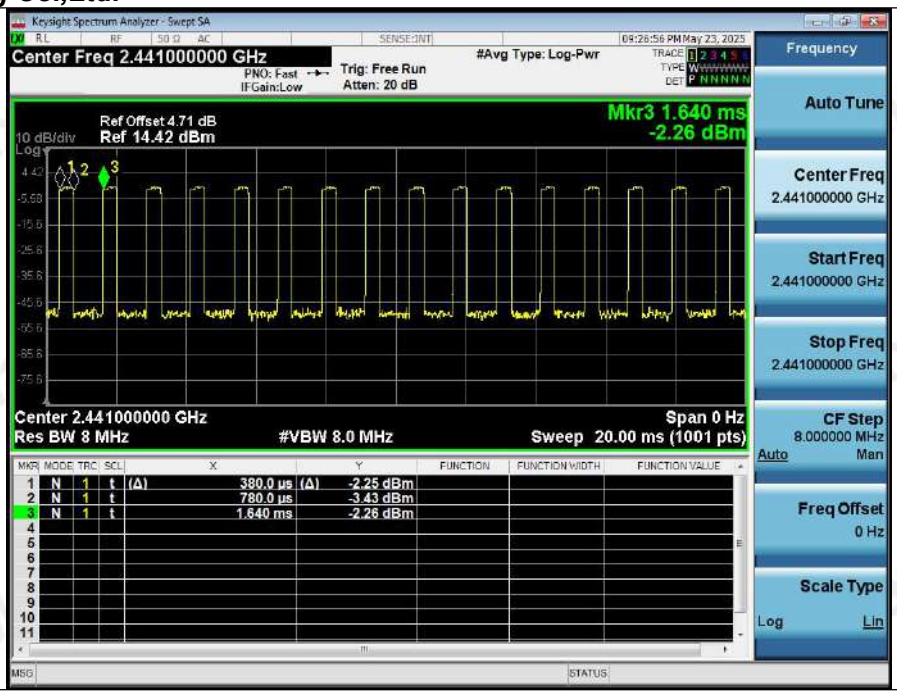

Duty_Cycle_NVNT_ANT1_3-DH1_2480

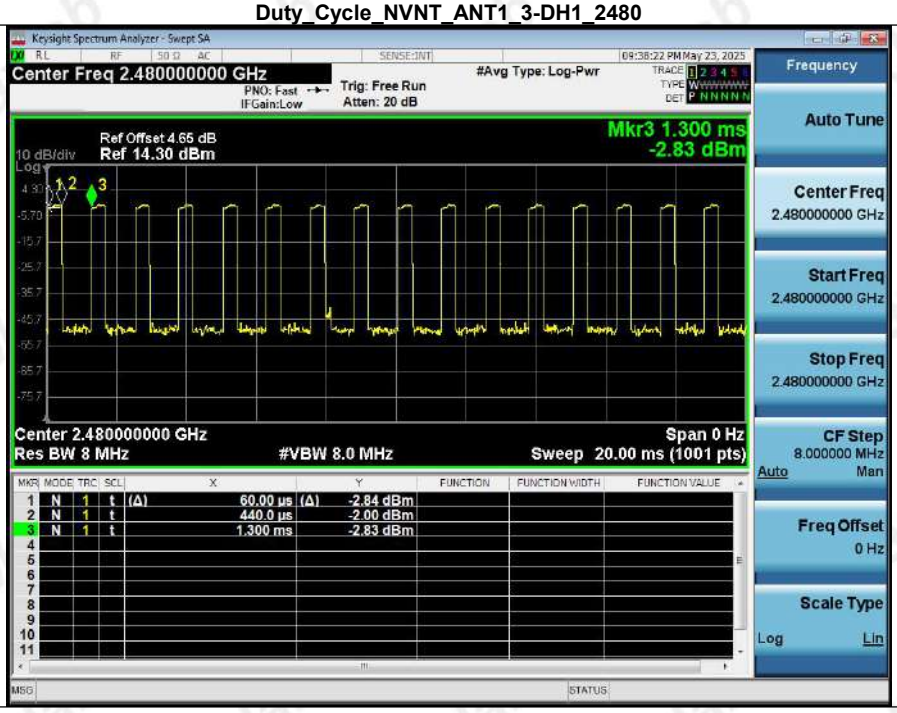

2. -20dB Bandwidth

Condition	Antenna	Modulation	Frequency (MHz)	-20dB BW(MHz)	if larger than CFS
NVNT	ANT1	1-DH1	2402.00	0.878	No
NVNT	ANT1	1-DH1	2441.00	0.919	No
NVNT	ANT1	1-DH1	2480.00	0.926	No
NVNT	ANT1	2-DH1	2402.00	1.271	Yes
NVNT	ANT1	2-DH1	2441.00	1.276	Yes
NVNT	ANT1	2-DH1	2480.00	1.270	Yes
NVNT	ANT1	3-DH1	2402.00	1.226	Yes
NVNT	ANT1	3-DH1	2441.00	1.227	Yes
NVNT	ANT1	3-DH1	2480.00	1.251	Yes

-20dB_Bandwidth_NVNT_ANT1_1-DH1_2402_00

-20dB_Bandwidth_NVNT_ANT1_1-DH1_2441_00

-20dB_Bandwidth_NVNT_ANT1_1-DH1_2480_00

-20dB_Bandwidth_NVNT_ANT1_2-DH1_2402_00

-20dB_Bandwidth_NVNT_ANT1_2-DH1_2441_00

-20dB_Bandwidth_NVNT_ANT1_2-DH1_2480_00

-20dB_Bandwidth_NVNT_ANT1_3-DH1_2402_00

-20dB_Bandwidth_NVNT_ANT1_3-DH1_2441_00

-20dB_Bandwidth_NVNT_ANT1_3-DH1_2480_00

3. 99% Occupied Bandwidth

Condition	Antenna	Modulation	Frequency (MHz)	99%%BW(MHz)
NVNT	ANT1	1-DH1	2402.00	0.835
NVNT	ANT1	1-DH1	2441.00	0.918
NVNT	ANT1	1-DH1	2480.00	0.851
NVNT	ANT1	2-DH1	2402.00	1.173
NVNT	ANT1	2-DH1	2441.00	1.175
NVNT	ANT1	2-DH1	2480.00	1.175
NVNT	ANT1	3-DH1	2402.00	1.149
NVNT	ANT1	3-DH1	2441.00	1.154
NVNT	ANT1	3-DH1	2480.00	1.156

99%_Occupied_Bandwidth_NVNT_ANT1_1-DH1_2402_00

99%_Occupied_Bandwidth_NVNT_ANT1_1-DH1_2441_00

99%_Occupied_Bandwidth_NVNT_ANT1_1-DH1_2480_00

99%_Occupied_Bandwidth_NVNT_ANT1_2-DH1_2402_00

99%_Occupied_Bandwidth_NVNT_ANT1_2-DH1_2441_00

99%_Occupied_Bandwidth_NVNT_ANT1_2-DH1_2480_00

99%_Occupied_Bandwidth_NVNT_ANT1_3-DH1_2402_00

99%_Occupied_Bandwidth_NVNT_ANT1_3-DH1_2441_00

99%_Occupied_Bandwidth_NVNT_ANT1_3-DH1_2480_00

4. Peak Output Power

Condition	Antenna	Modulation	Frequency (MHz)	Max. Conducted Power(dBm)	Max. Conducted Power(mW)	Limit(mW)	Result
NVNT	ANT1	1-DH1	2402.00	-1.28	0.74	1000	Pass
NVNT	ANT1	1-DH1	2441.00	-2.02	0.63	1000	Pass
NVNT	ANT1	1-DH1	2480.00	-2.66	0.54	1000	Pass
NVNT	ANT1	2-DH1	2402.00	-0.53	0.89	125	Pass
NVNT	ANT1	2-DH1	2441.00	-1.45	0.72	125	Pass
NVNT	ANT1	2-DH1	2480.00	-2.01	0.63	125	Pass
NVNT	ANT1	3-DH1	2402.00	-0.07	0.98	125	Pass
NVNT	ANT1	3-DH1	2441.00	-0.90	0.81	125	Pass
NVNT	ANT1	3-DH1	2480.00	-1.43	0.72	125	Pass

Peak_Output_Power_NVNT_ANT1_1-DH1_2402_00

Peak_Output_Power_NVNT_ANT1_1-DH1_2441_00

Peak_Output_Power_NVNT_ANT1_1-DH1_2480_00

Peak_Output_Power_NVNT_ANT1_2-DH1_2402_00

Peak_Output_Power_NVNT_ANT1_2-DH1_2441_00

Peak_Output_Power_NVNT_ANT1_2-DH1_2480_00

Peak_Output_Power_NVNT_ANT1_3-DH1_2402_00

Peak_Output_Power_NVNT_ANT1_3-DH1_2441_00

Peak_Output_Power_NVNT_ANT1_3-DH1_2480_00

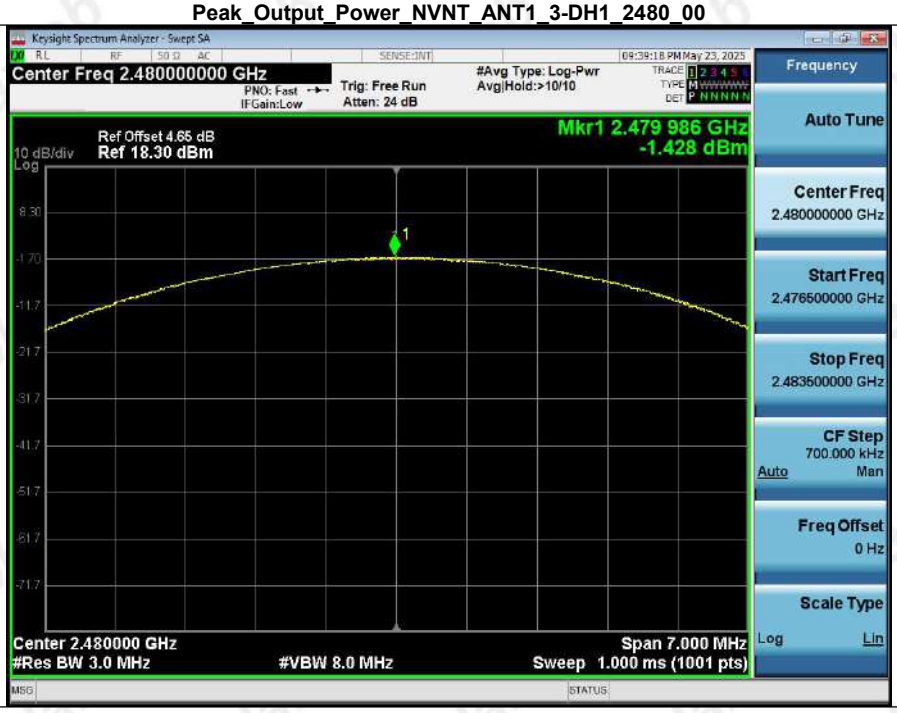

5. Spurious Emissions

Condition	Antenna	Modulation	TX Mode	Ref_level(dBm)	Spurious MAX.Value(dBm)	Limit	Result
NVNT	ANT1	1-DH1	2402.00	-1.423	-48.789	-21.423	Pass
NVNT	ANT1	1-DH1	2441.00	-2.464	-48.165	-22.464	Pass
NVNT	ANT1	1-DH1	2480.00	-2.828	-48.707	-22.828	Pass
NVNT	ANT1	2-DH1	2402.00	-1.413	-47.452	-21.413	Pass
NVNT	ANT1	2-DH1	2441.00	-2.320	-50.379	-22.320	Pass
NVNT	ANT1	2-DH1	2480.00	-2.927	-48.119	-22.927	Pass
NVNT	ANT1	3-DH1	2402.00	-1.465	-47.926	-21.465	Pass
NVNT	ANT1	3-DH1	2441.00	-2.368	-49.198	-22.368	Pass
NVNT	ANT1	3-DH1	2480.00	-2.955	-49.872	-22.955	Pass

1_Reference_Level_NVNT_ANT1_1-DH1_2402_00

2_Spurious_Emissions_NVNT_ANT1_1-DH1_2402_00

1_Reference_Level_NVNT_ANT1_1-DH1_2441_00

2_Spurious_Emissions_NVNT_ANT1_1-DH1_2441_00

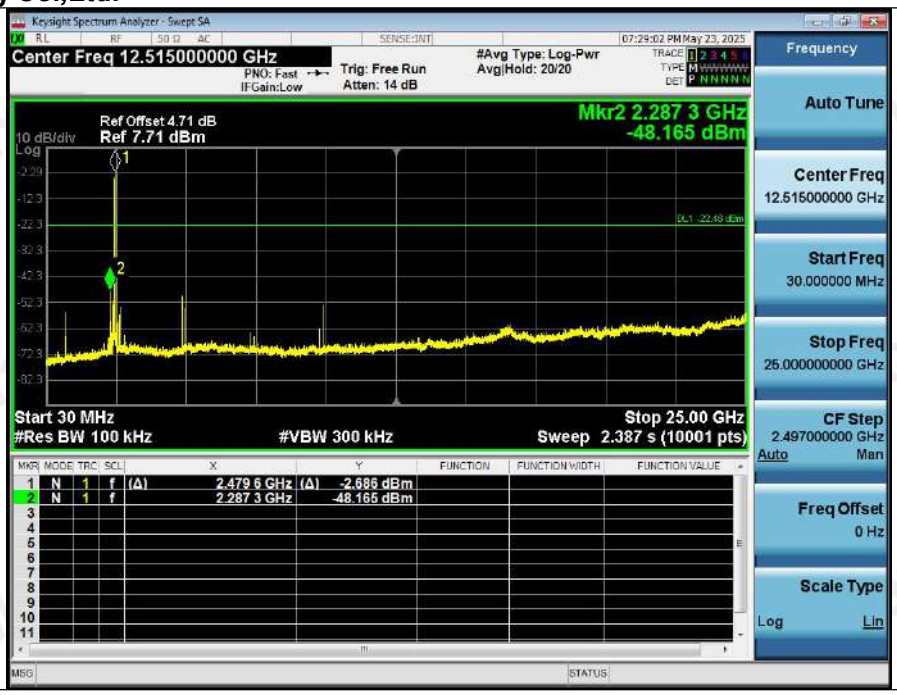

1_Reference_Level_NVNT_ANT1_1-DH1_2480_00

2_Spurious_Emissions_NVNT_ANT1_1-DH1_2480_00

1_Reference_Level_NVNT_ANT1_2-DH1_2402_00

2_Spurious_Emissions_NVNT_ANT1_2-DH1_2402_00

1_Reference_Level_NVNT_ANT1_2-DH1_2441_00

2_Spurious_Emissions_NVNT_ANT1_2-DH1_2441_00

1_Reference_Level_NVNT_ANT1_2-DH1_2480_00

2_Spurious_Emissions_NVNT_ANT1_2-DH1_2480_00

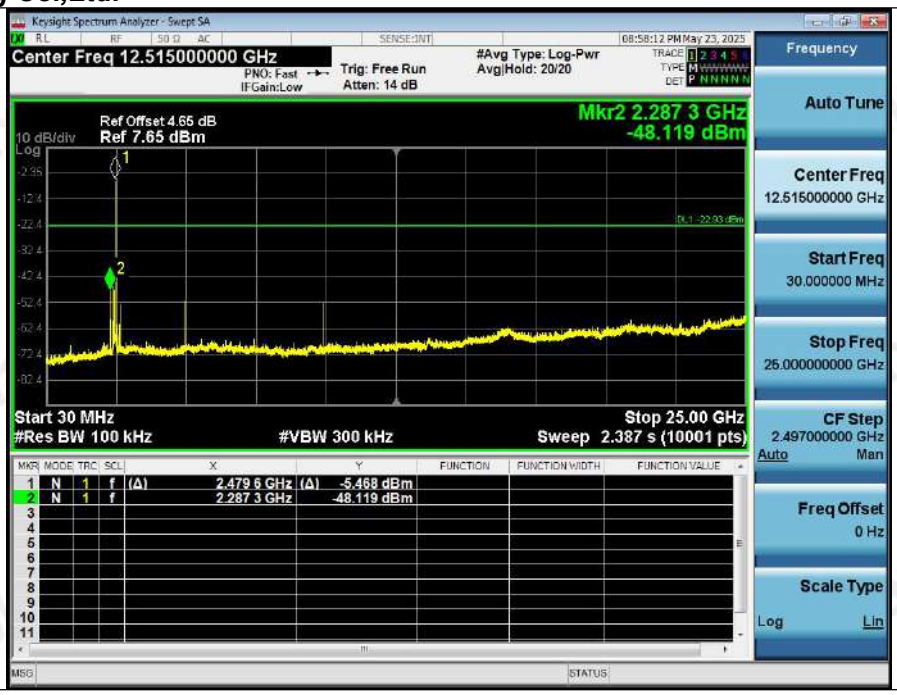

1_Reference_Level_NVNT_ANT1_3-DH1_2402_00

2_Spurious_Emissions_NVNT_ANT1_3-DH1_2402_00

1_Reference_Level_NVNT_ANT1_3-DH1_2441_00

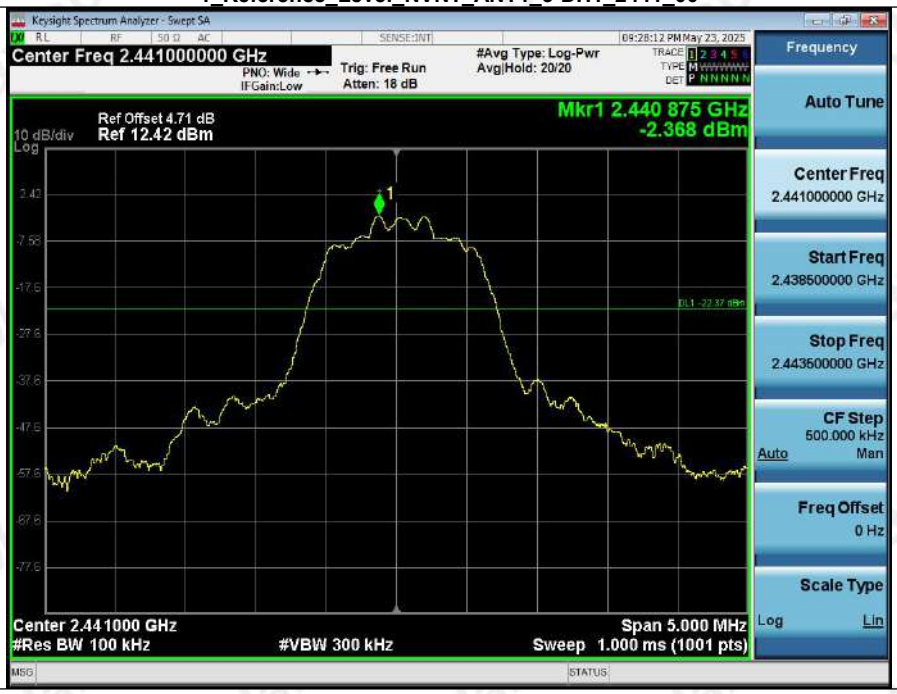

2_Spurious_Emissions_NVNT_ANT1_3-DH1_2441_00

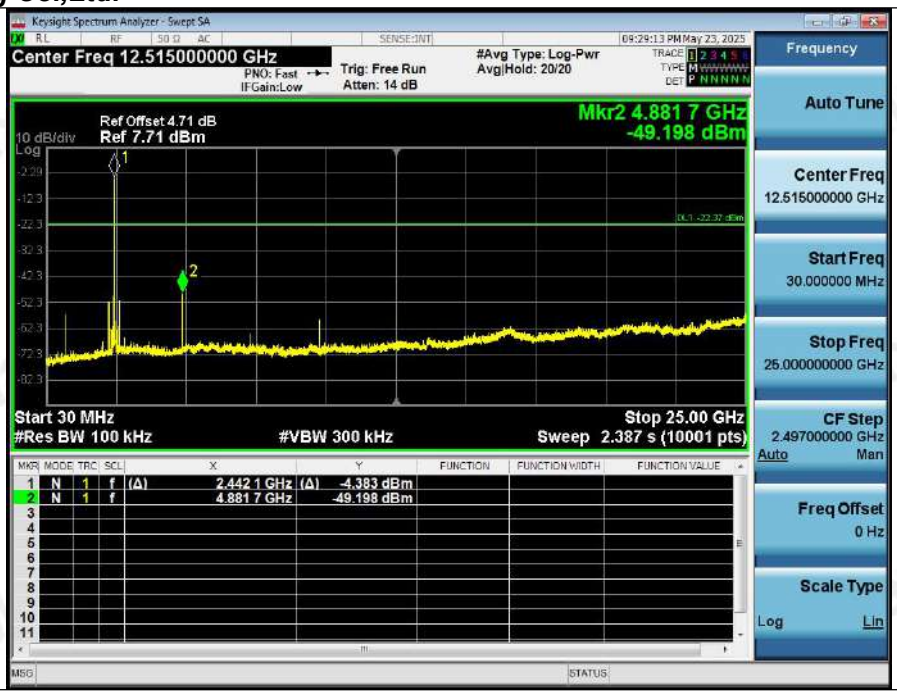

1_Reference_Level_NVNT_ANT1_3-DH1_2480_00

2_Spurious_Emissions_NVNT_ANT1_3-DH1_2480_00

Keysight Spectrum Analyzer - Swept SA
Center Freq 12.515000000 GHz
PNO: Fast
IFGain:Low
Trig: Free Run
Atten: 14 dB
#Avg Type: Log-Pwr
Avg|Hold: 20/20
09:40:39 PM May 23, 2025
Ref Offset 4.65 dB
10 dB/div
Ref 7.65 dBm
Mkr2 2.287 3 GHz
-49.872 dBm
Start 30 MHz
#Res BW 100 kHz
#VBW 300 kHz
Stop 25.00 GHz
Sweep 2.387 s (10001 pts)
1 N 1 f (Δ) 2.479 6 GHz (Δ) -3.592 dBm
2 N 1 f 2.287 3 GHz -49.872 dBm
Frequency
Auto Tune
Center Freq
12.515000000 GHz
Start Freq
30.000000 MHz
Stop Freq
25.000000000 GHz
CF Step
2.497000000 GHz
Auto
Man
Freq Offset
0 Hz
Scale Type
Log
Lin

6. Bandedge

Condition	Antenna	Modulation	TX Mode	Ref_level(dBm)	Bandedge MAX.Value	Limit	Result
NVNT	ANT1	1-DH1	2402.00	-1.423	-54.921	-21.423	Pass
NVNT	ANT1	1-DH1	Hopping_LCH	-1.385	-52.791	-21.385	Pass
NVNT	ANT1	1-DH1	2480.00	-2.828	-64.490	-22.828	Pass
NVNT	ANT1	1-DH1	Hopping_HCH	-1.683	-56.784	-21.683	Pass
NVNT	ANT1	2-DH1	2402.00	-1.461	-52.164	-21.461	Pass
NVNT	ANT1	2-DH1	Hopping_LCH	-1.345	-54.481	-21.345	Pass
NVNT	ANT1	2-DH1	2480.00	-2.927	-64.844	-22.927	Pass
NVNT	ANT1	2-DH1	Hopping_HCH	-1.757	-57.149	-21.757	Pass
NVNT	ANT1	3-DH1	2402.00	-1.465	-51.333	-21.465	Pass
NVNT	ANT1	3-DH1	Hopping_LCH	-1.372	-52.056	-21.372	Pass
NVNT	ANT1	3-DH1	2480.00	-2.955	-64.669	-22.955	Pass
NVNT	ANT1	3-DH1	Hopping_HCH	-1.732	-56.638	-21.732	Pass

1_Reference_Level_NVNT_ANT1_1-DH1_2402_00

2_Bandedge_NVNT_ANT1_1-DH1_2402_00

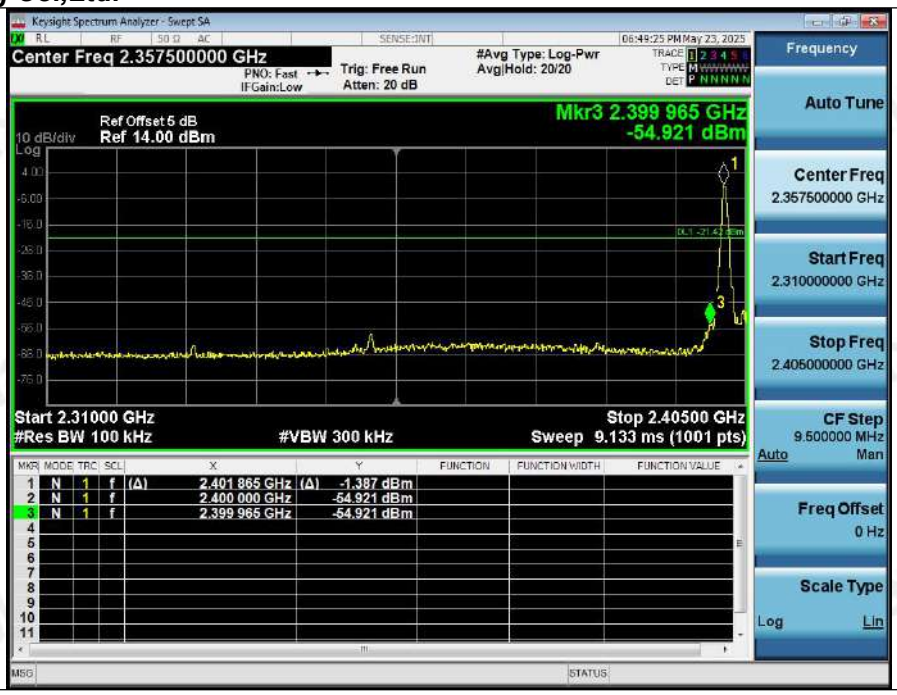

1_Reference_Level_Hopping_NVNT_ANT1_1-DH1_Hopping

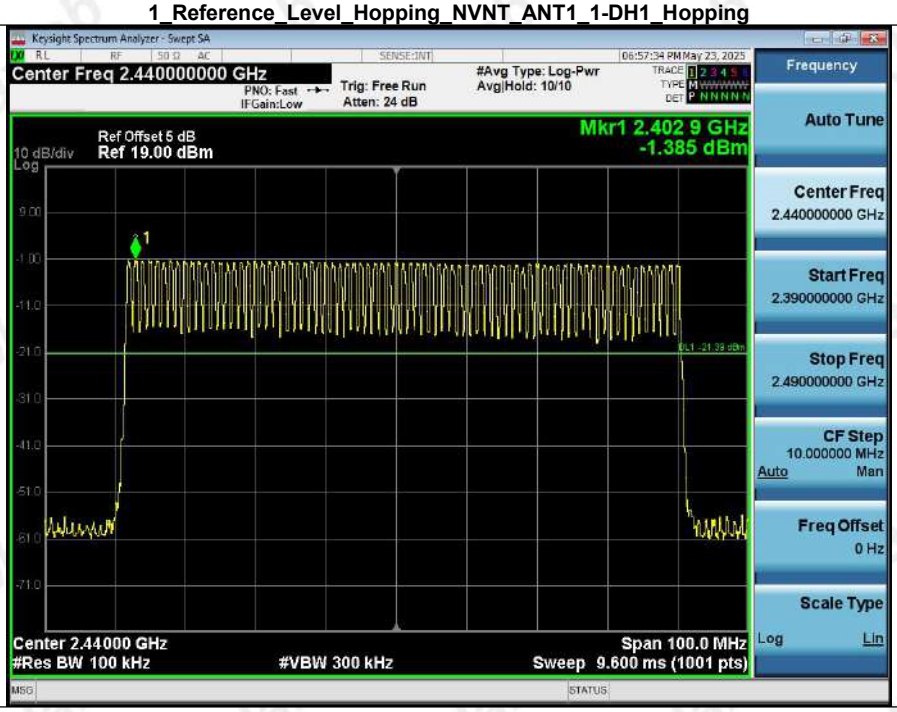

2_Band_Edge_(Hopping)_NVNT_ANT1_1-DH1_Hopping

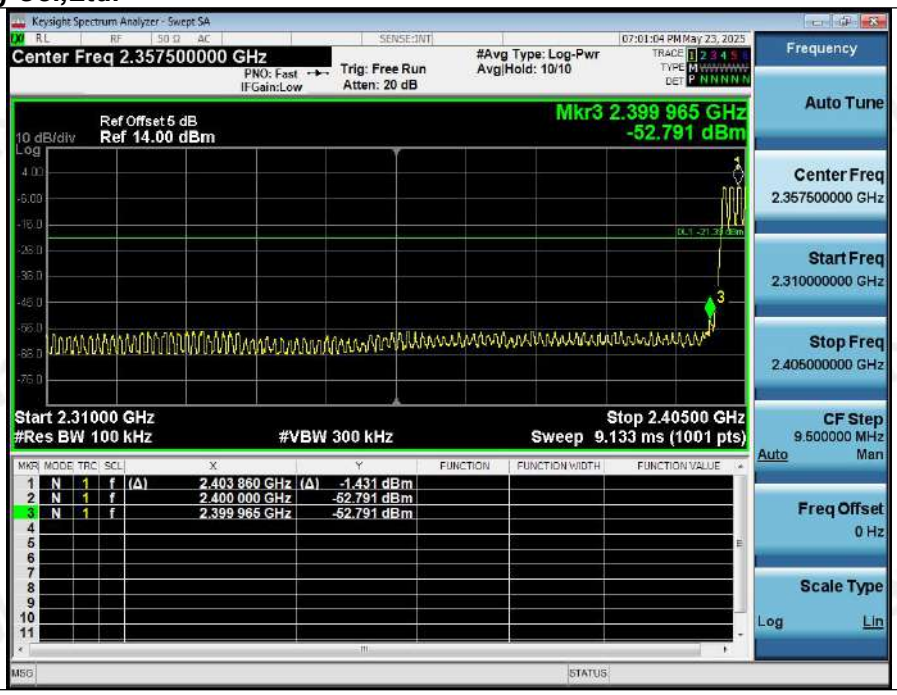

1_Reference_Level_NVNT_ANT1_1-DH1_2480_00

2_Bandedge_NVNT_ANT1_1-DH1_2480_00

1_Reference_Level_Hopping_NVNT_ANT1_1-DH1_Hopping

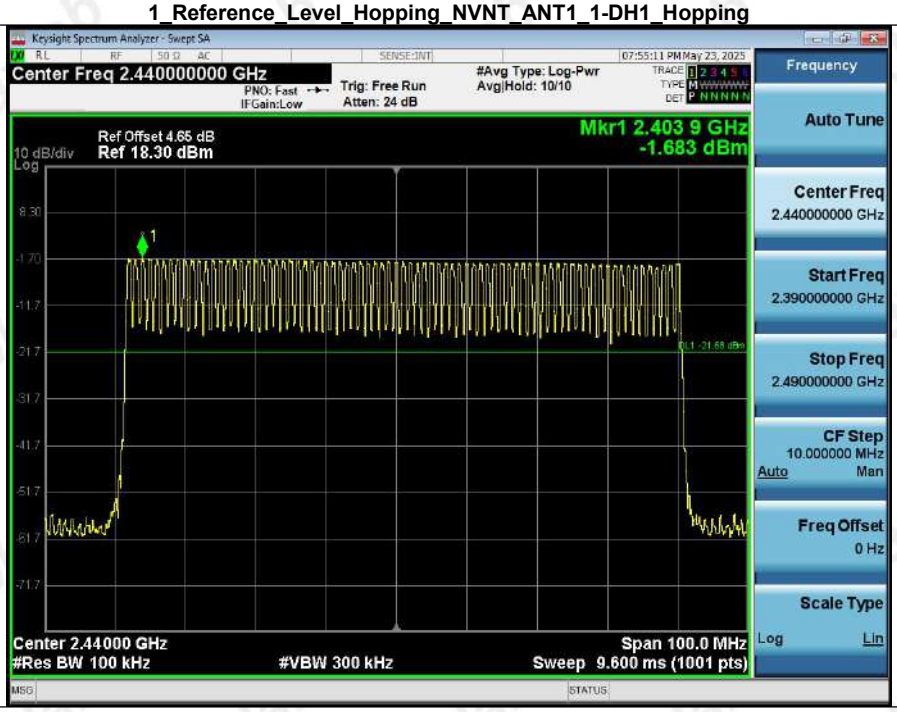

2_Band_Edge_(Hopping)_NVNT_ANT1_1-DH1_Hopping

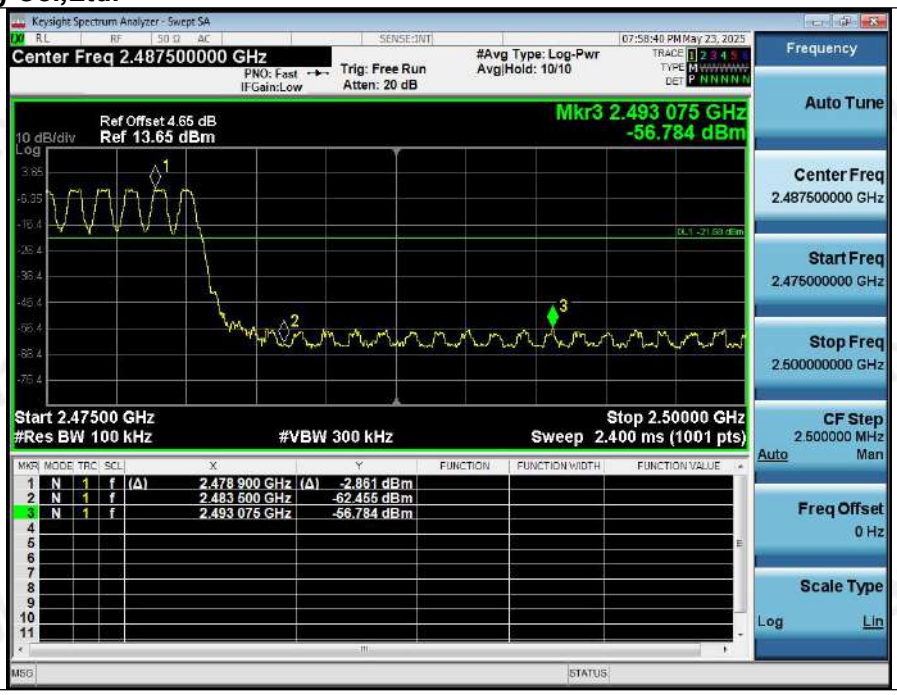

1_Reference_Level_NVNT_ANT1_2-DH1_2402_00

2_Bandedge_NVNT_ANT1_2-DH1_2402_00

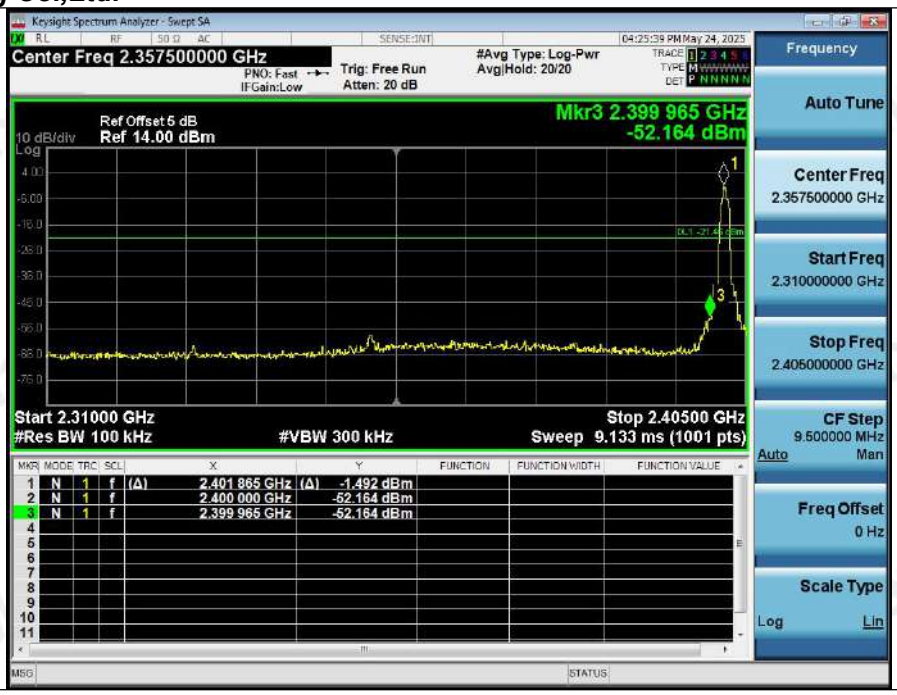

1_Reference_Level_Hopping_NVNT_ANT1_2-DH1_Hopping

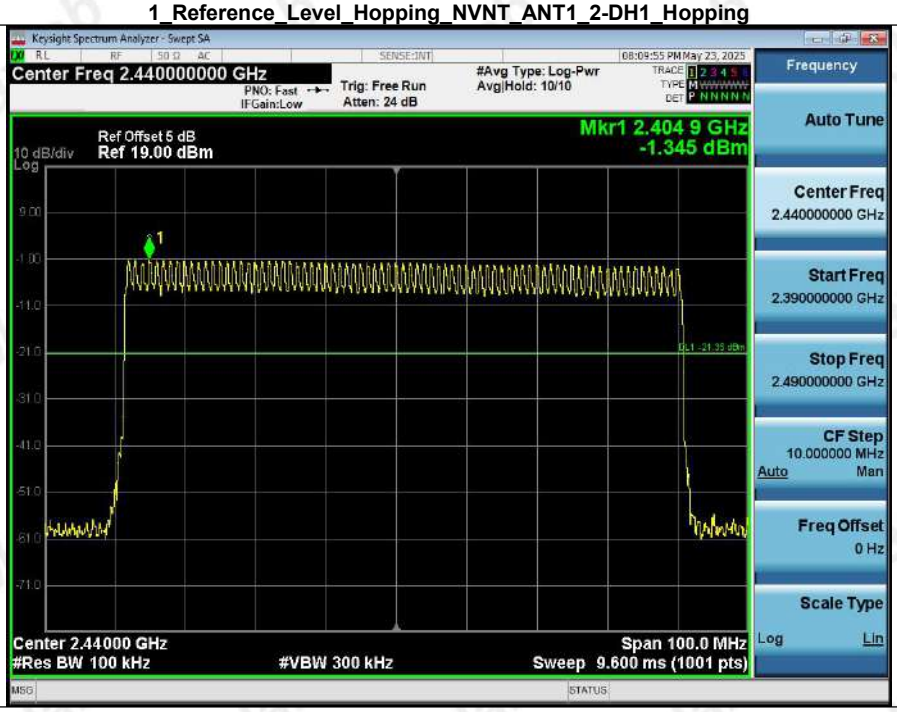

2_Band_Edge_(Hopping)_NVNT_ANT1_2-DH1_Hopping

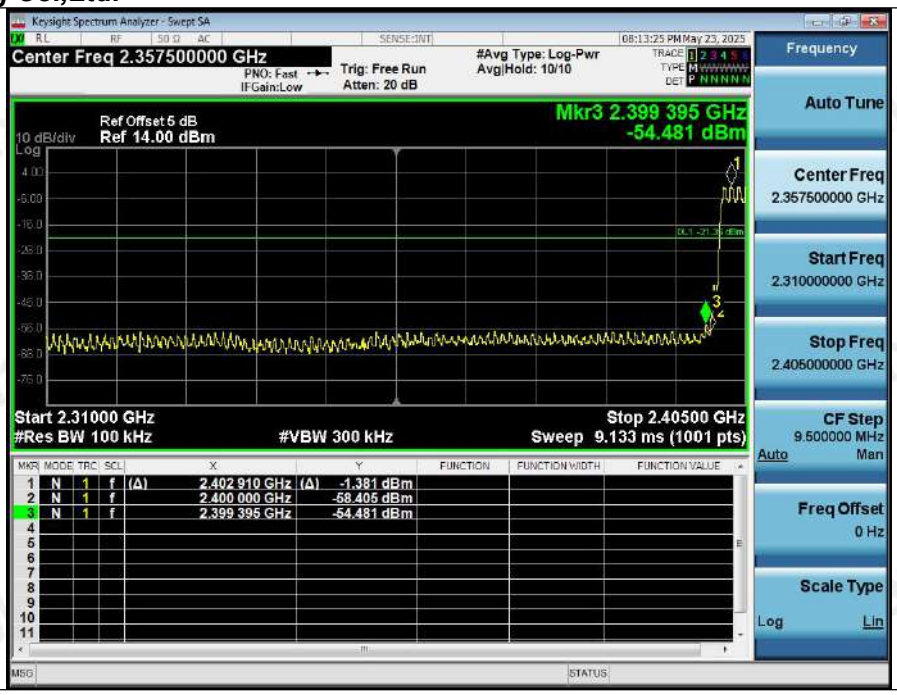

1_Reference_Level_NVNT_ANT1_2-DH1_2480_00

2_Bandedge_NVNT_ANT1_2-DH1_2480_00

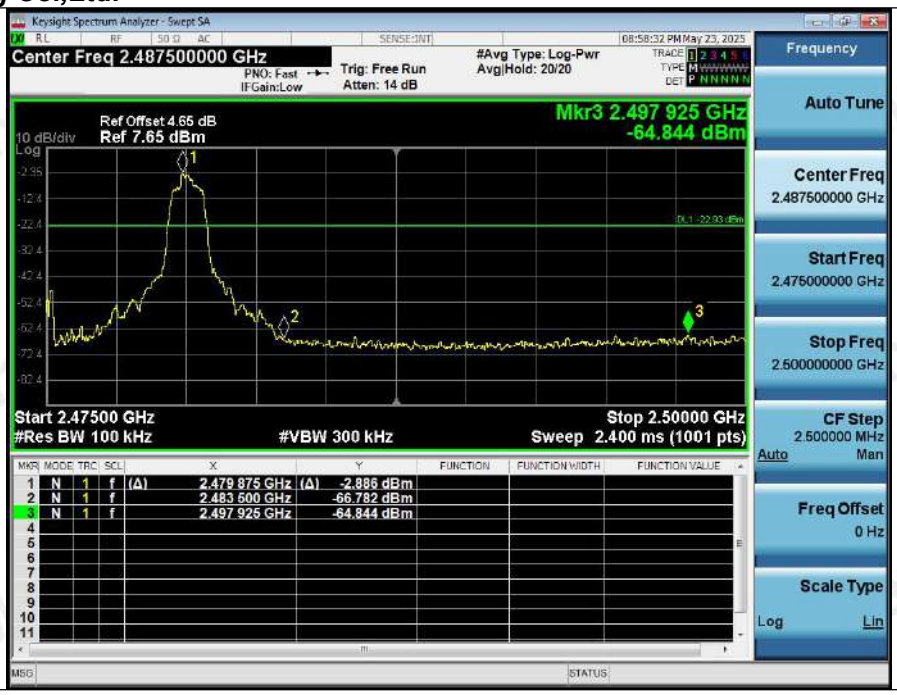

1_Reference_Level_Hopping_NVNT_ANT1_2-DH1_Hopping

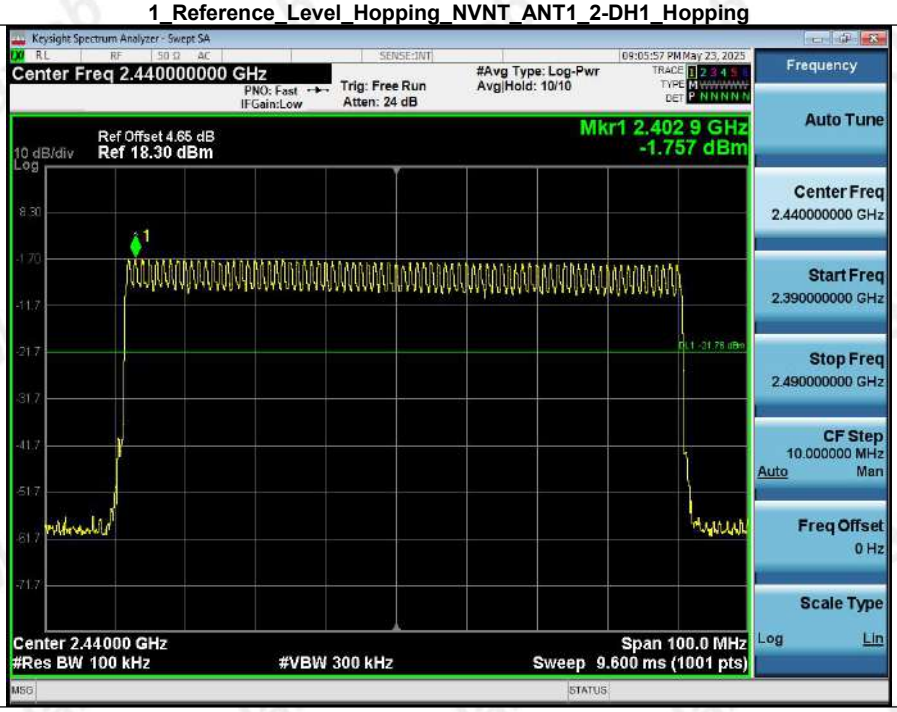

2_Band_Edge_(Hopping)_NVNT_ANT1_2-DH1_Hopping

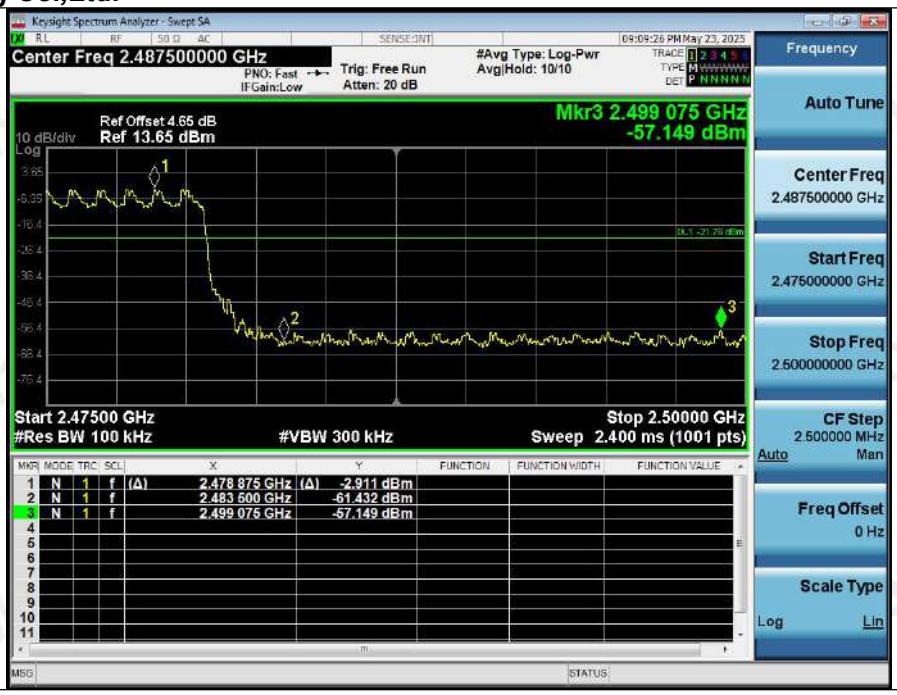

1_Reference_Level_NVNT_ANT1_3-DH1_2402_00

2_Bandedge_NVNT_ANT1_3-DH1_2402_00

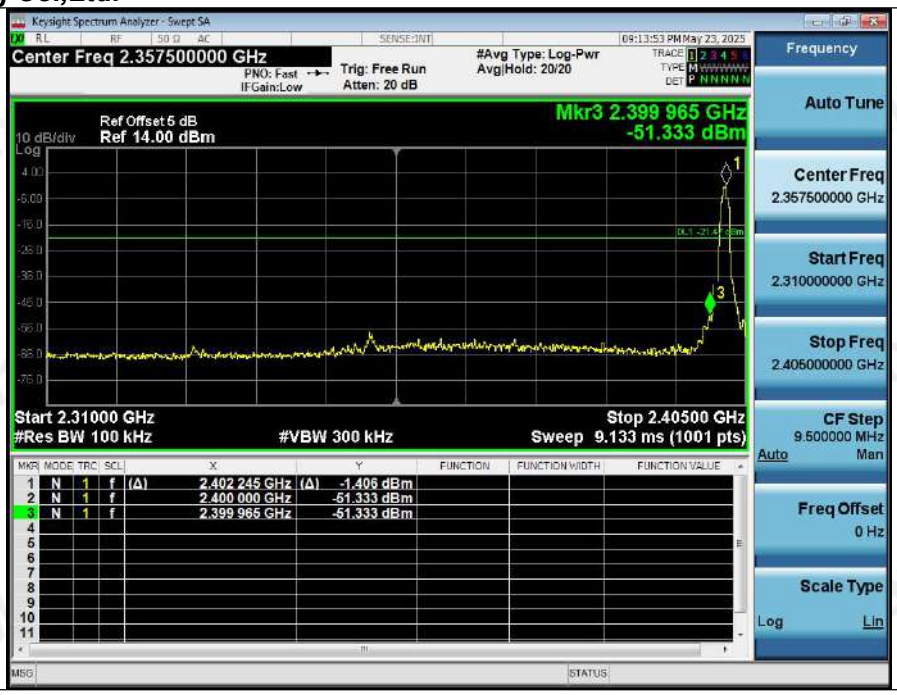

1_Reference_Level_Hopping_NVNT_ANT1_3-DH1_Hopping

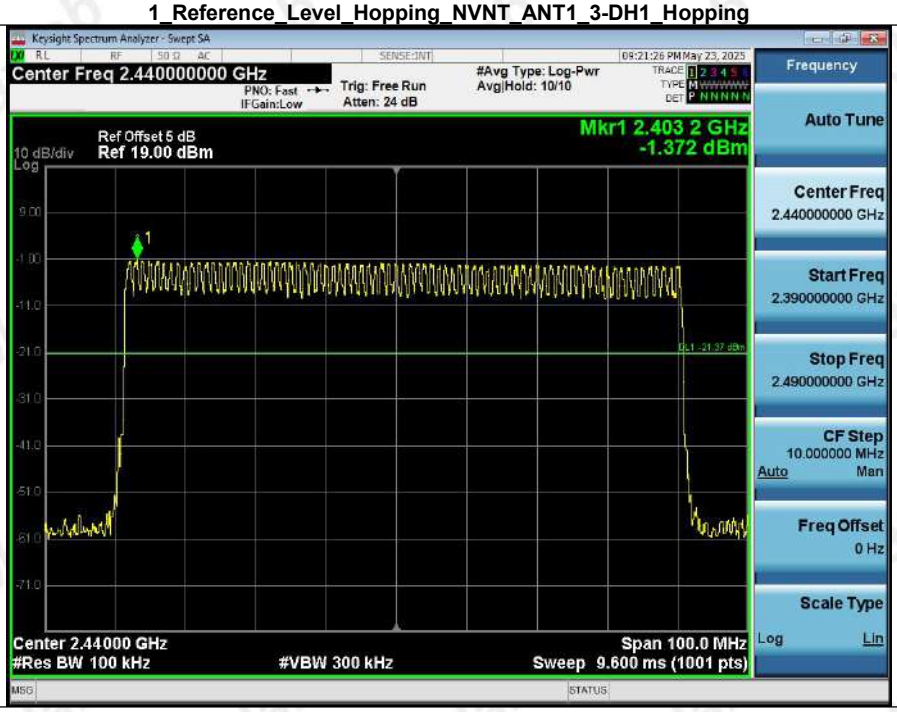

2_Band_Edge_(Hopping)_NVNT_ANT1_3-DH1_Hopping

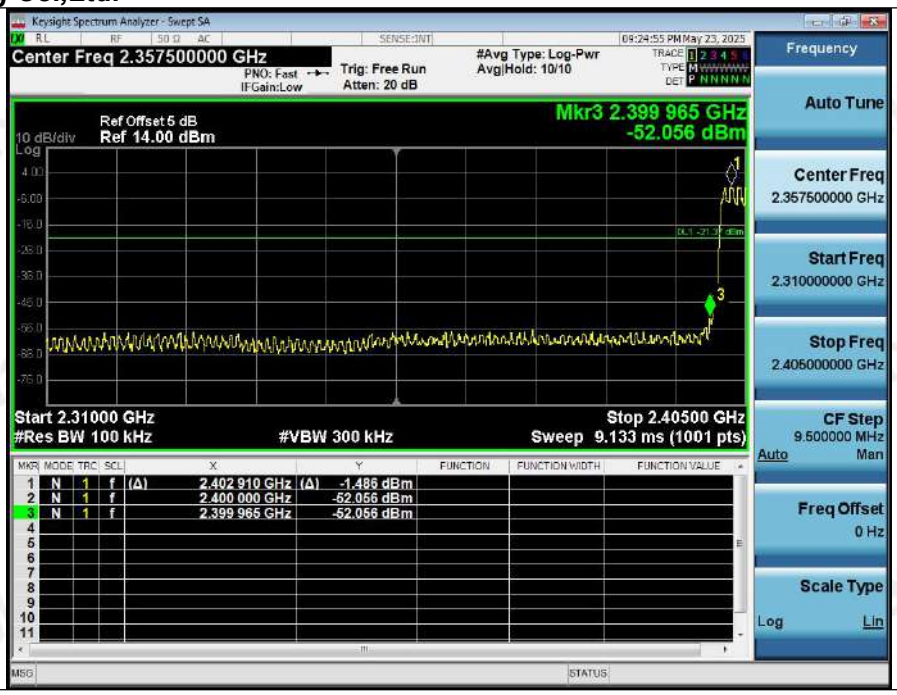

1_Reference_Level_NVNT_ANT1_3-DH1_2480_00

2_Bandedge_NVNT_ANT1_3-DH1_2480_00

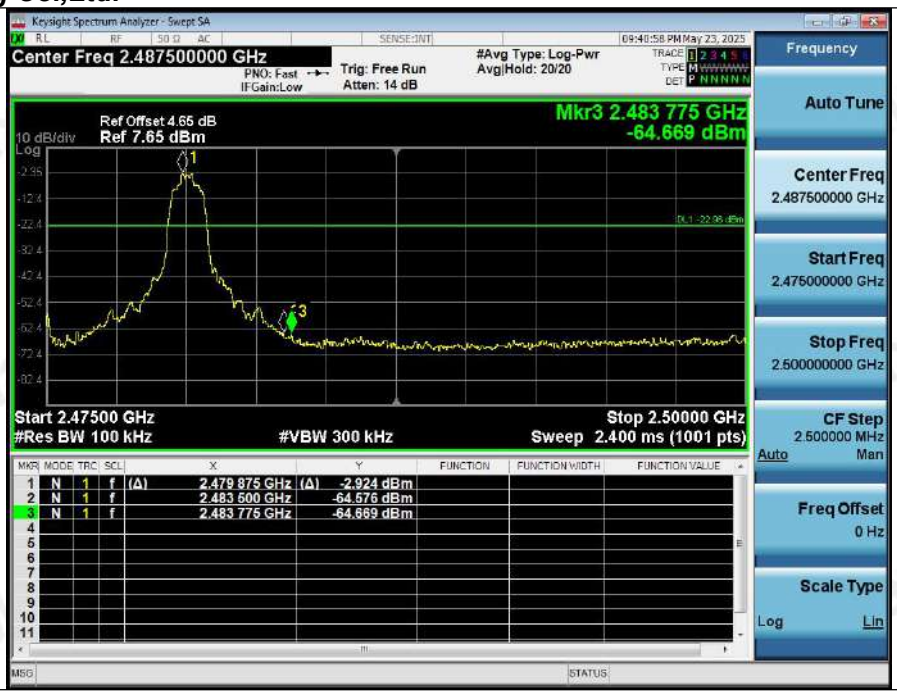

1_Reference_Level_Hopping_NVNT_ANT1_3-DH1_Hopping

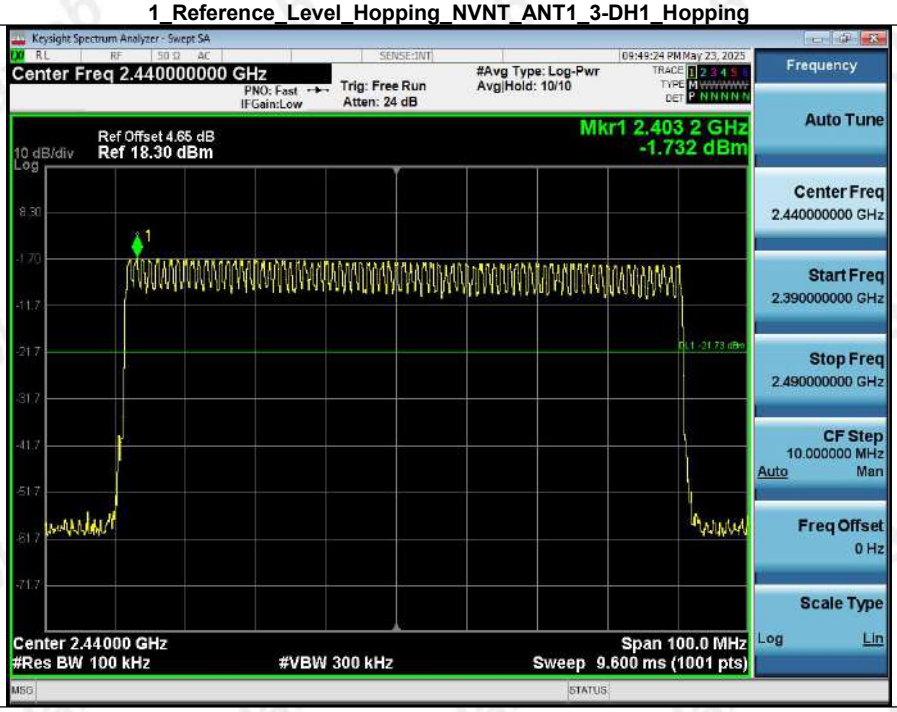

2_Band_Edge_(Hopping)_NVNT_ANT1_3-DH1_Hopping

Keysight Spectrum Analyzer - Swept SA
Center Freq 2.487500000 GHz
PNO: Fast
IFGain:Low
Trig: Free Run
Atten: 20 dB
#Avg Type: Log-Pwr
Avg|Hold: 10/10
09:52:54 PM May 23, 2025
Ref Offset 4.65 dB
10 dB/div
Ref 13.65 dBm
Mkr3 2.486 225 GHz
-56.638 dBm
Start 2.47500 GHz
#Res BW 100 kHz
#VBW 300 kHz
Stop 2.50000 GHz
Sweep 2.400 ms (1001 pts)
1 N 1 f (Δ) 2.479 875 GHz (Δ) -2.909 dBm
2 N 1 f 2.483 500 GHz -63.052 dBm
3 N 1 f 2.486 225 GHz -56.638 dBm
Frequency
Auto Tune
Center Freq
2.487500000 GHz
Start Freq
2.475000000 GHz
Stop Freq
2.500000000 GHz
CF Step
2.500000 MHz
Auto
Man
Freq Offset
0 Hz
Scale Type
Log
Lin

7. Carrier Frequencies Separation (Hopping)

Condition	Antenna	Modulation	Frequency(MHz)	Hopping NO.0 (MHz)	Hopping NO.1 (MHz)	Carrier Frequencies Separation(MHz)	Limit(MHz)	Result
NVNT	ANT1	1-DH1	2402.00	2402.032	2403.028	1.00	0.878	Pass
NVNT	ANT1	1-DH1	2441.00	2440.882	2441.890	1.01	0.919	Pass
NVNT	ANT1	1-DH1	2480.00	2479.200	2480.205	1.00	0.926	Pass
NVNT	ANT1	2-DH1	2402.00	2402.035	2403.034	1.00	0.847	Pass
NVNT	ANT1	2-DH1	2441.00	2440.879	2441.881	1.00	0.851	Pass
NVNT	ANT1	2-DH1	2480.00	2478.888	2479.872	0.98	0.847	Pass
NVNT	ANT1	3-DH1	2402.00	2401.885	2403.031	1.15	0.817	Pass
NVNT	ANT1	3-DH1	2441.00	2440.879	2441.881	1.00	0.818	Pass
NVNT	ANT1	3-DH1	2480.00	2479.206	2480.202	1.00	0.834	Pass

Carrier_Frequencies_Separation_(Hopping)_NVNT_ANT1_1-DH1_Hopping

Carrier_Frequencies_Separation_(Hopping)_NVNT_ANT1_1-DH1_Hopping

Carrier_Frequencies_Separation_(Hopping)_NVNT_ANT1_1-DH1_Hopping

Carrier_Frequencies_Separation_(Hopping)_NVNT_ANT1_2-DH1_Hopping

Carrier_Frequencies_Separation_(Hopping)_NVNT_ANT1_2-DH1_Hopping

Carrier_Frequencies_Separation_(Hopping)_NVNT_ANT1_2-DH1_Hopping

Carrier_Frequencies_Separation_(Hopping)_NVNT_ANT1_3-DH1_Hopping

Carrier_Frequencies_Separation_(Hopping)_NVNT_ANT1_3-DH1_Hopping

Carrier_Frequencies_Separation_(Hopping)_NVNT_ANT1_3-DH1_Hopping

8. Number of Hopping Channel (Hopping)

Condition	Antenna	Modulation	Hopping Num	Limit	Result
NVNT	ANT1	1-DH1	79	15	Pass
NVNT	ANT1	2-DH1	79	15	Pass
NVNT	ANT1	3-DH1	79	15	Pass

Number_of_Hopping_Channel_(Hopping)_NVNT_ANT1_1-DH1_Hopping

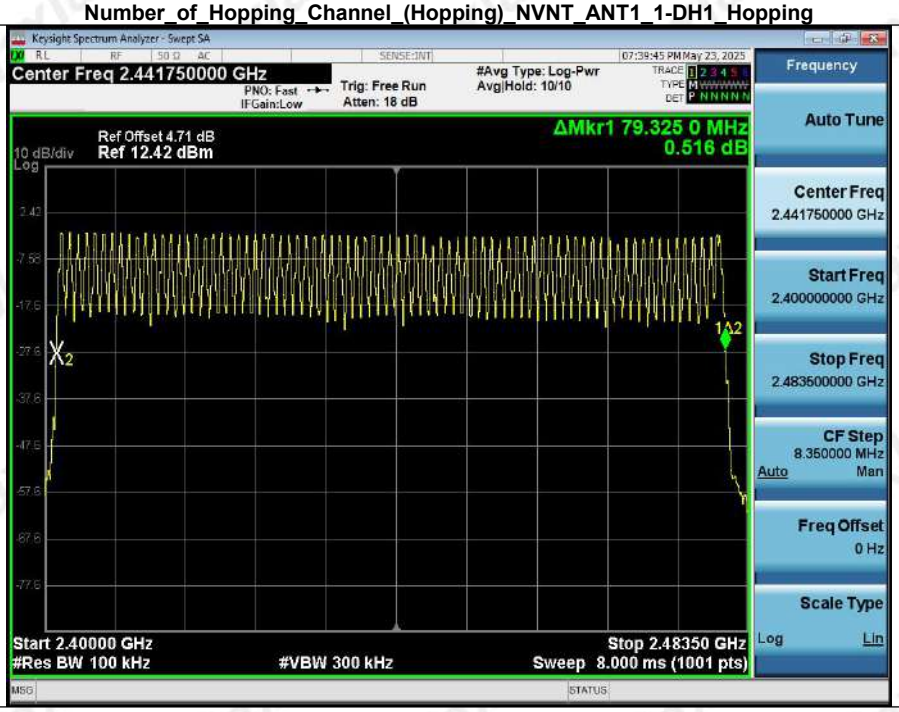

Number_of_Hopping_Channel_(Hopping)_NVNT_ANT1_2-DH1_Hopping

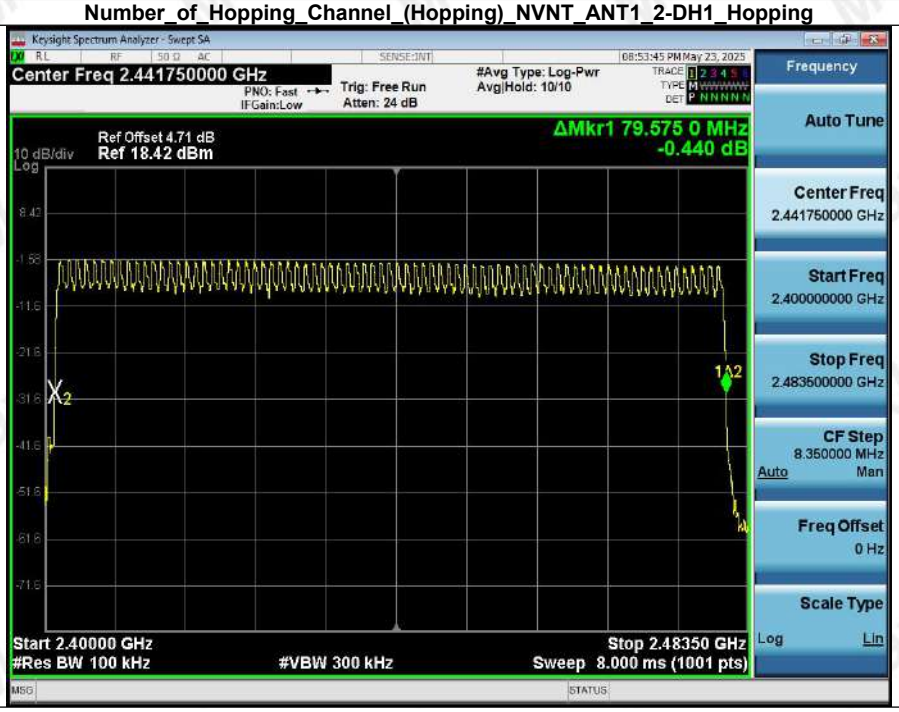

Number_of_Hopping_Channel_(Hopping)_NVNT_ANT1_3-DH1_Hopping

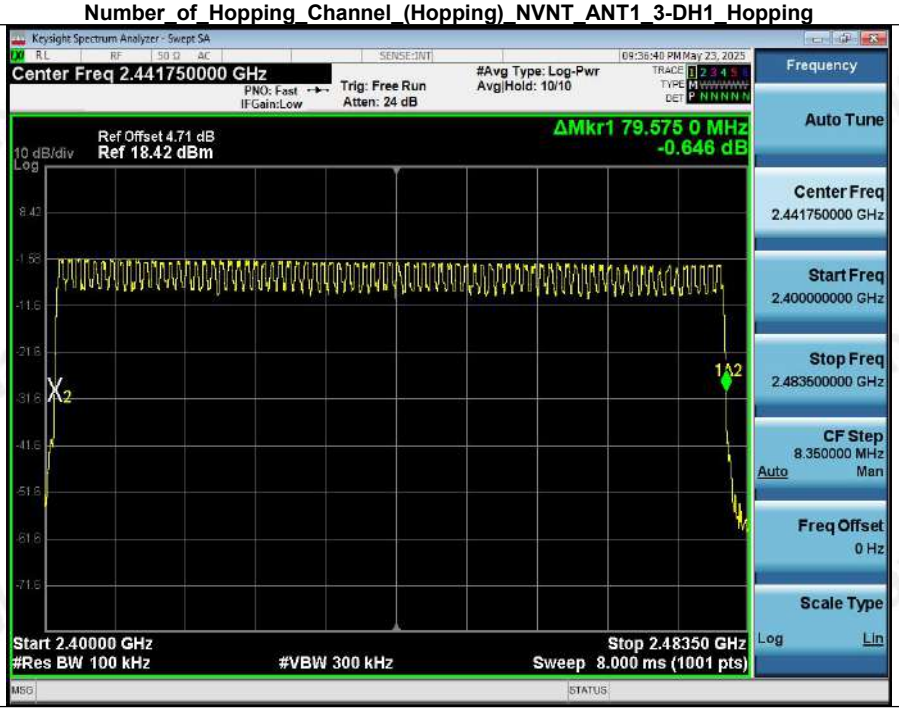

9. Dwell Time (Hopping)

Condition	Antenna	Packet Type	Pulse Time(ms)	Hops	Dwell Time(ms)	Limit(s)	Result
NVNT	ANT1	1-DH1	0.400	318.00	127.200	0.40	Pass
NVNT	ANT1	2-DH1	0.400	320.00	128.000	0.40	Pass
NVNT	ANT1	3-DH1	0.410	319.00	130.790	0.40	Pass
NVNT	ANT1	1-DH3	1.650	159.00	262.350	0.40	Pass
NVNT	ANT1	1-DH5	2.900	113.00	327.700	0.40	Pass
NVNT	ANT1	2-DH3	1.650	159.00	262.350	0.40	Pass
NVNT	ANT1	2-DH5	2.900	104.00	301.600	0.40	Pass
NVNT	ANT1	3-DH3	1.660	161.00	267.260	0.40	Pass
NVNT	ANT1	3-DH5	2.910	104.00	302.640	0.40	Pass

Dwell_Time_(Hopping)_NVNT_ANT1_1-DH1_2441_00_One_Burst_Time

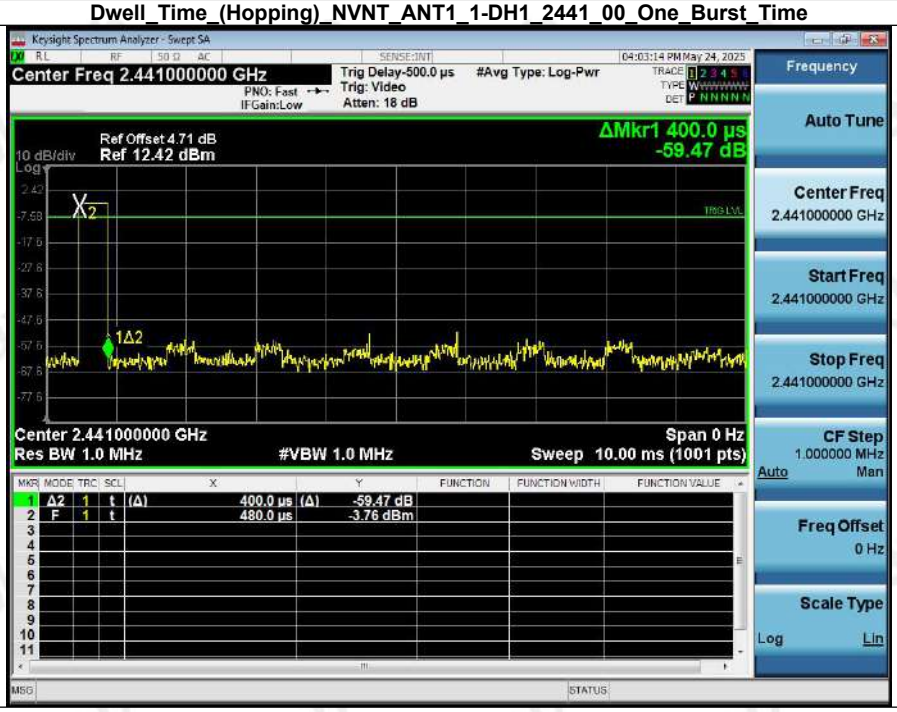

Dwell_Time_(Hopping)_NVNT_ANT1_1-DH1_2441_00_Accumulated

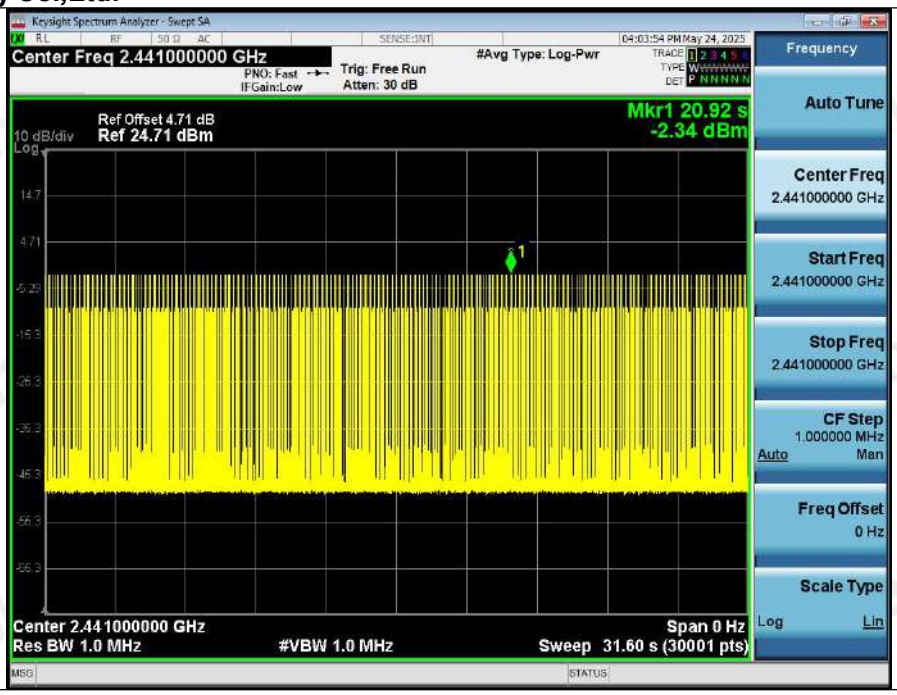

Dwell_Time_(Hopping)_NVNT_ANT1_2-DH1_2441_00_One_Burst_Time

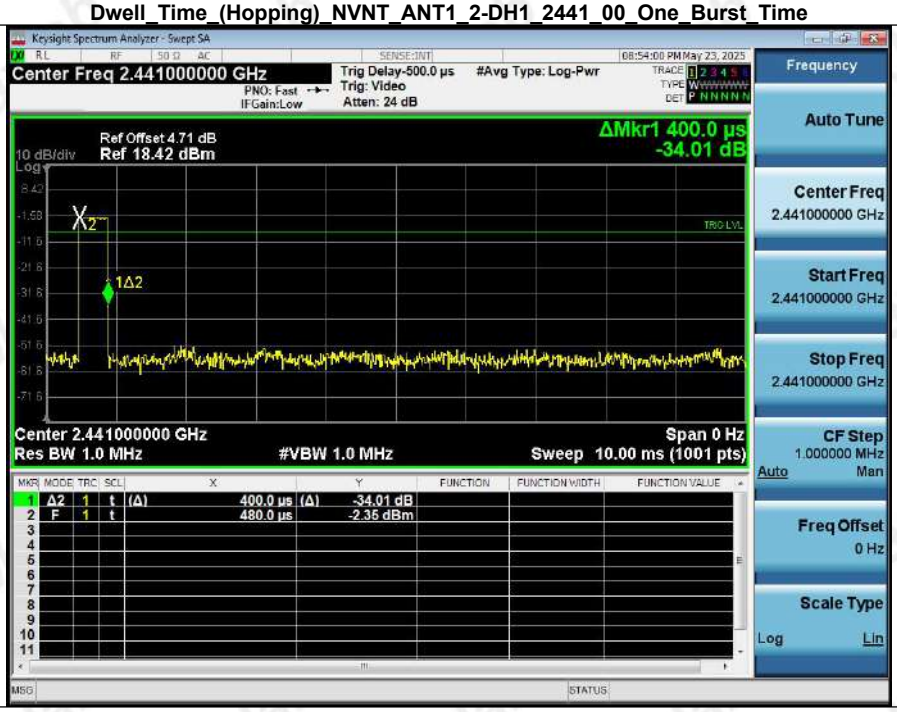

Dwell_Time_(Hopping)_NVNT_ANT1_2-DH1_2441_00_Accumulated

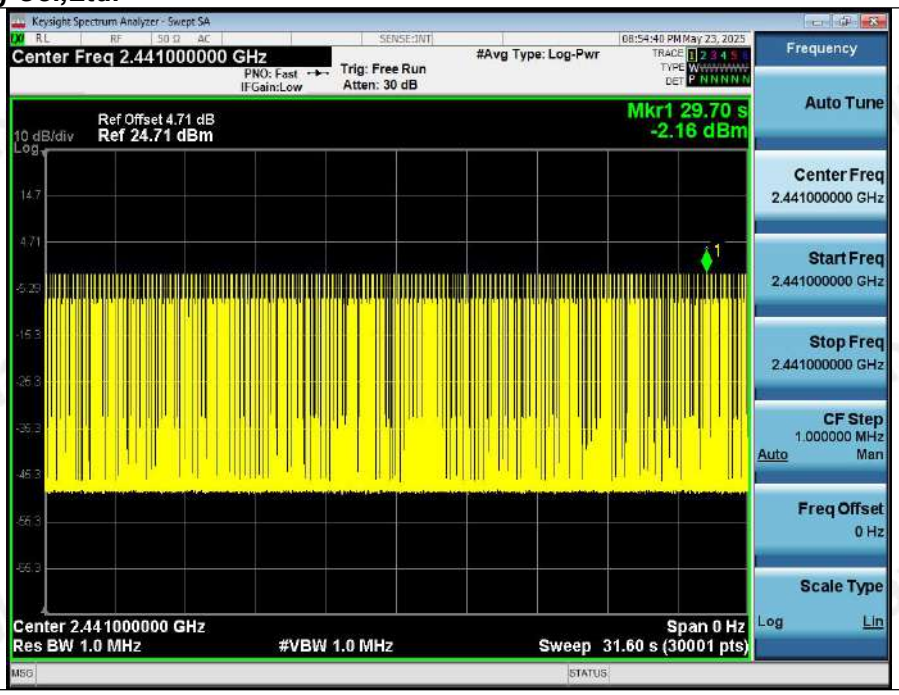

Dwell_Time_(Hopping)_NVNT_ANT1_3-DH1_2441_00_One_Burst_Time

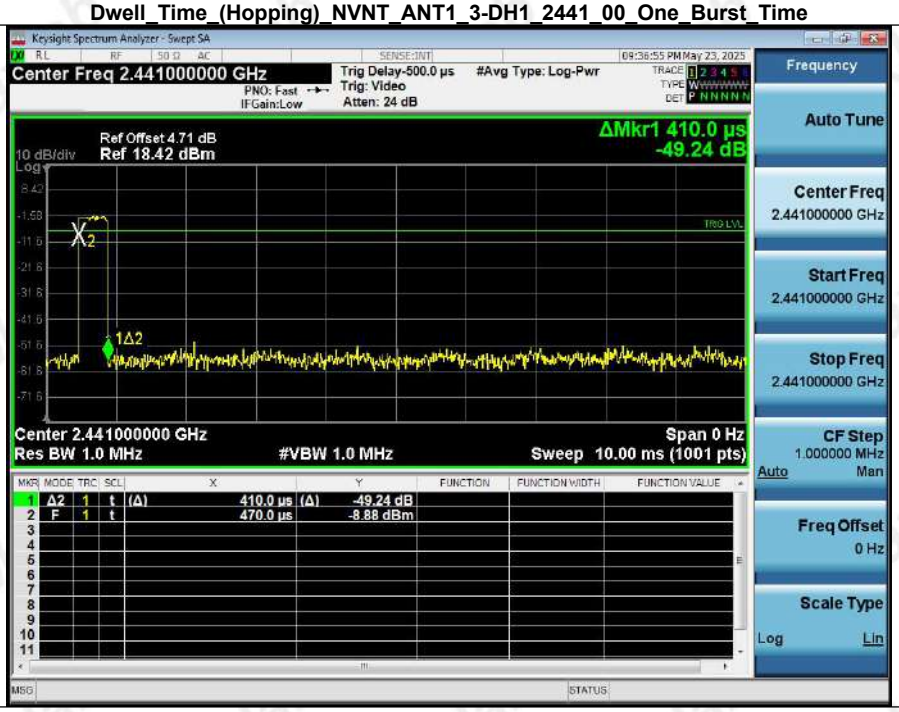

Dwell_Time_(Hopping)_NVNT_ANT1_3-DH1_2441_00_Accumulated

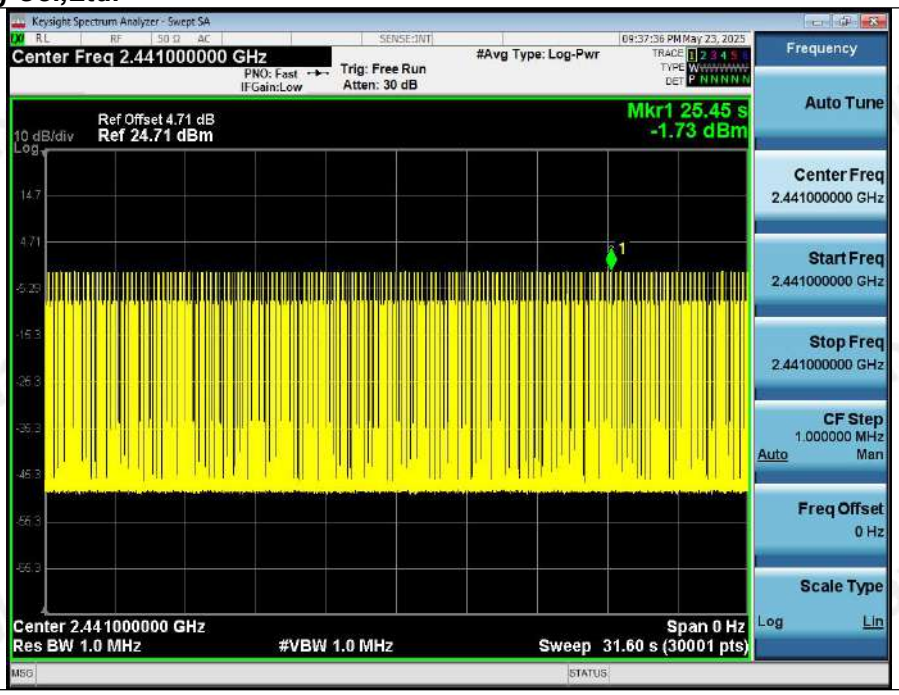

Dwell_Time_(Hopping)_NVNT_ANT1_1-DH3_2441_00_One_Burst_Time

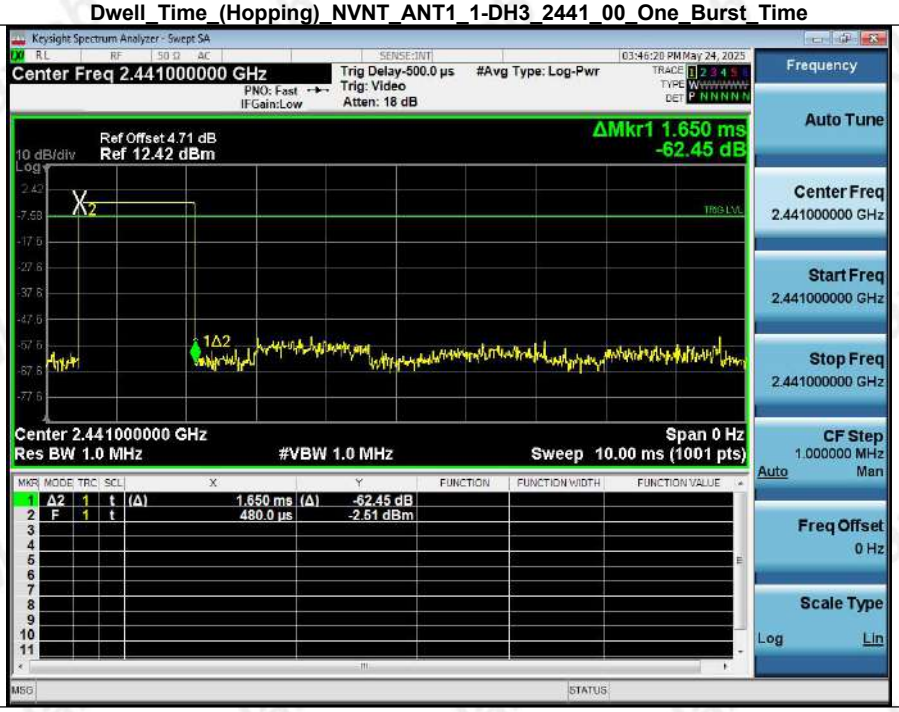

Dwell_Time_(Hopping)_NVNT_ANT1_1-DH3_2441_00_Accumulated

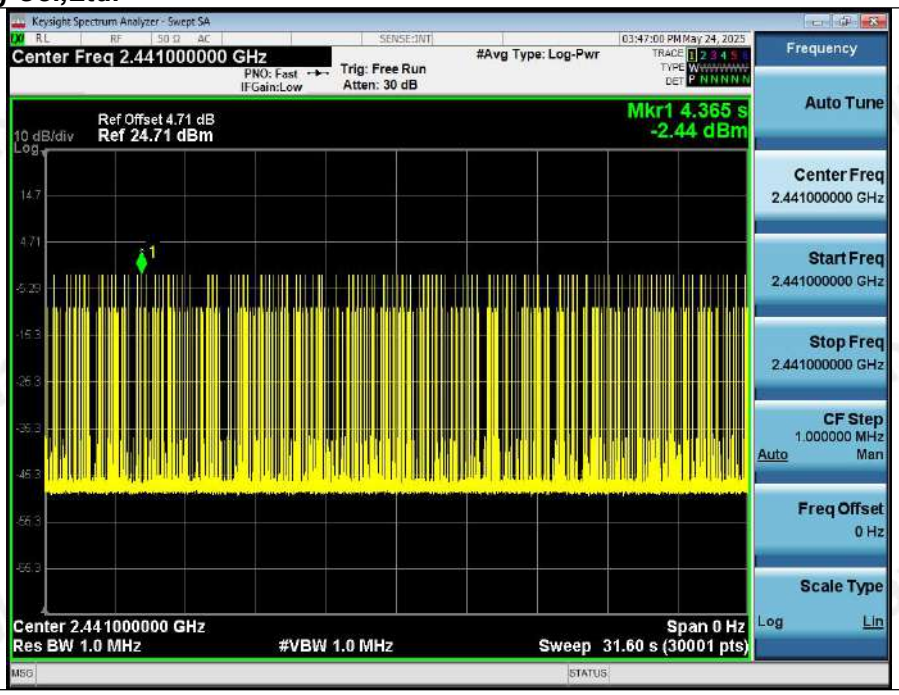

Dwell_Time_(Hopping)_NVNT_ANT1_1-DH5_2441_00_One_Burst_Time

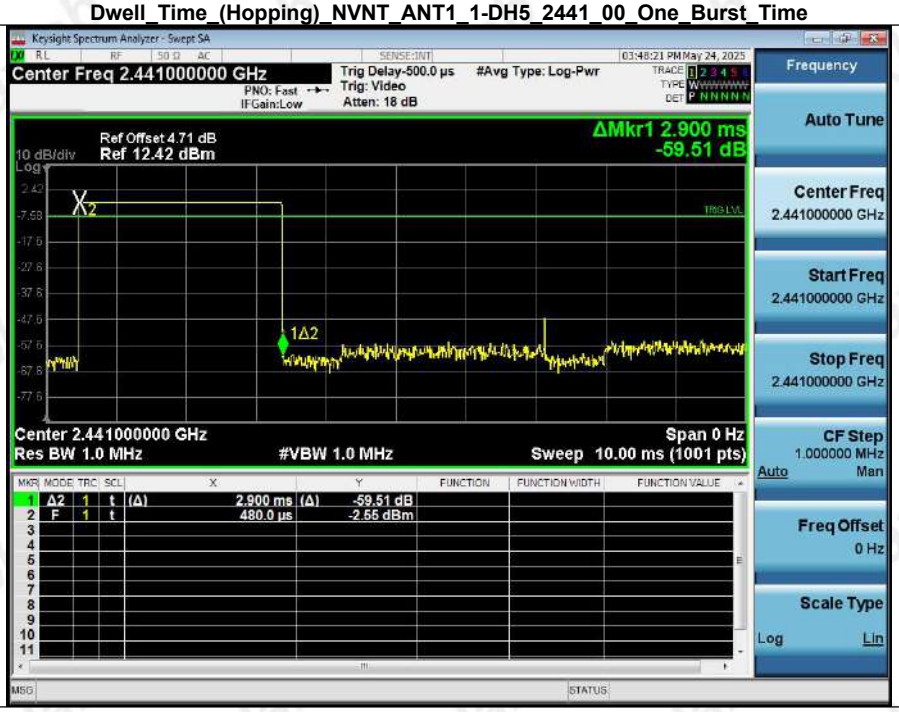

Dwell_Time_(Hopping)_NVNT_ANT1_1-DH5_2441_00_Accumulated

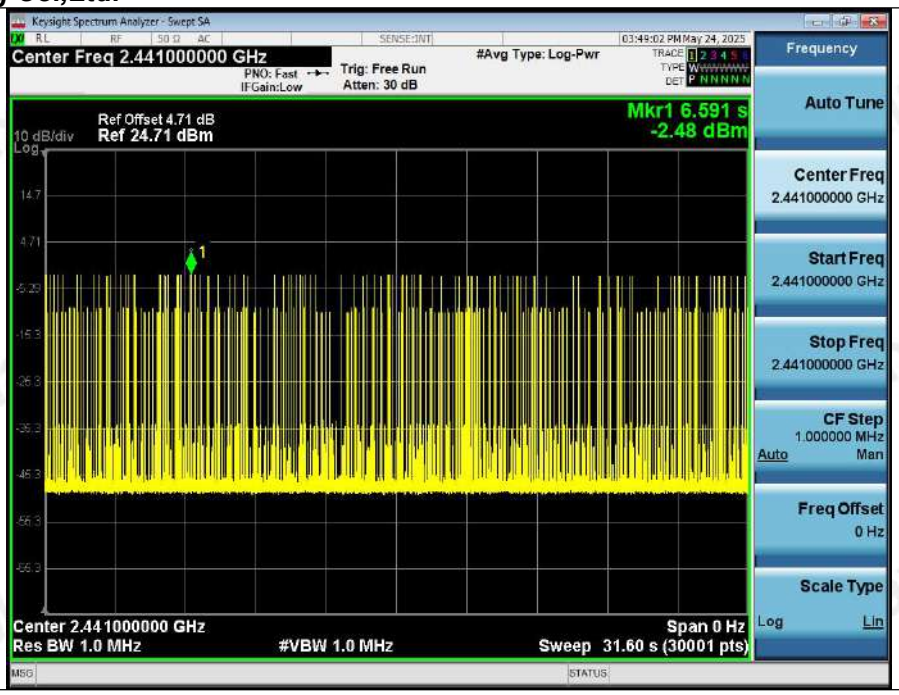

Dwell_Time_(Hopping)_NVNT_ANT1_2-DH3_2441_00_One_Burst_Time

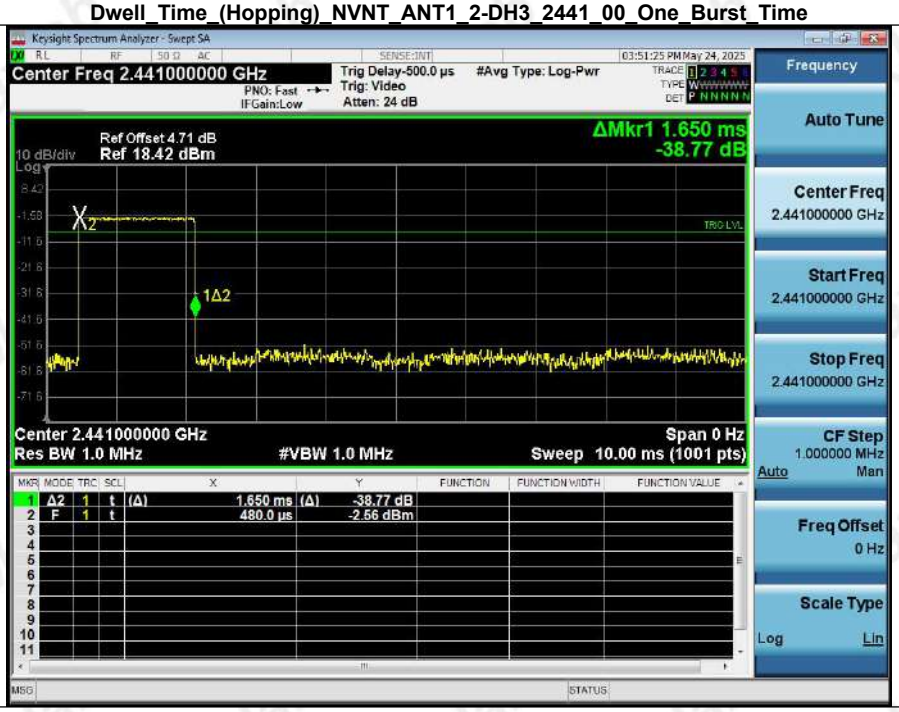

Dwell_Time_(Hopping)_NVNT_ANT1_2-DH3_2441_00_Accumulated

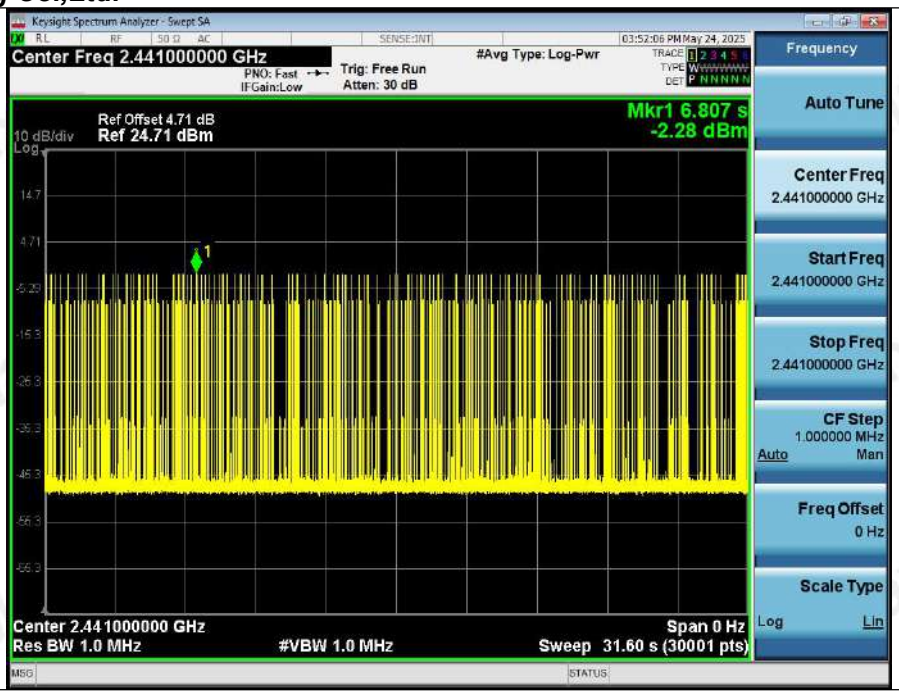

Dwell_Time_(Hopping)_NVNT_ANT1_2-DH5_2441_00_One_Burst_Time

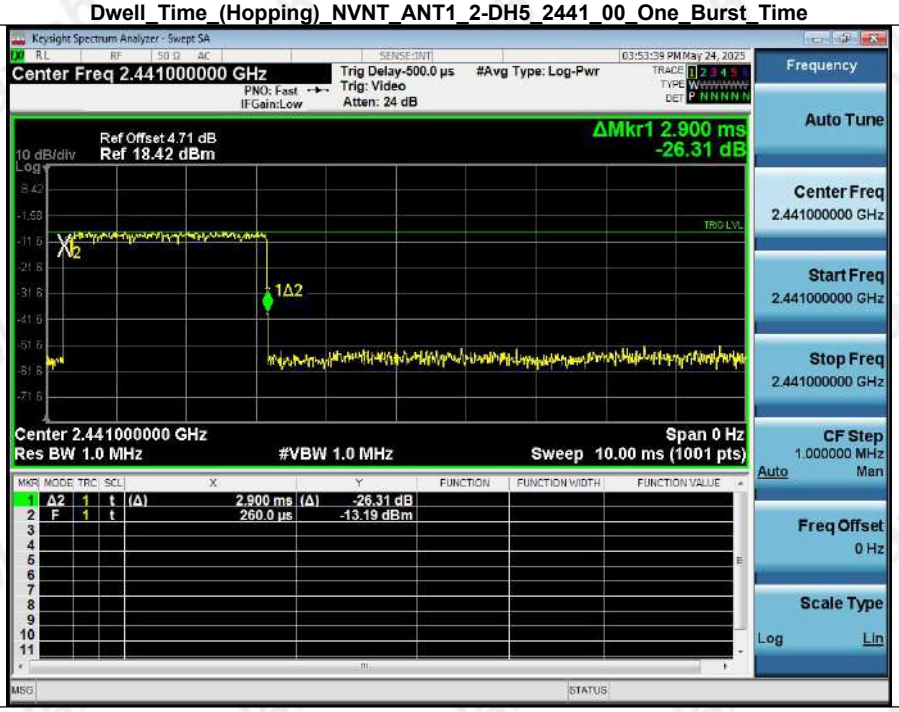

Dwell_Time_(Hopping)_NVNT_ANT1_2-DH5_2441_00_Accumulated

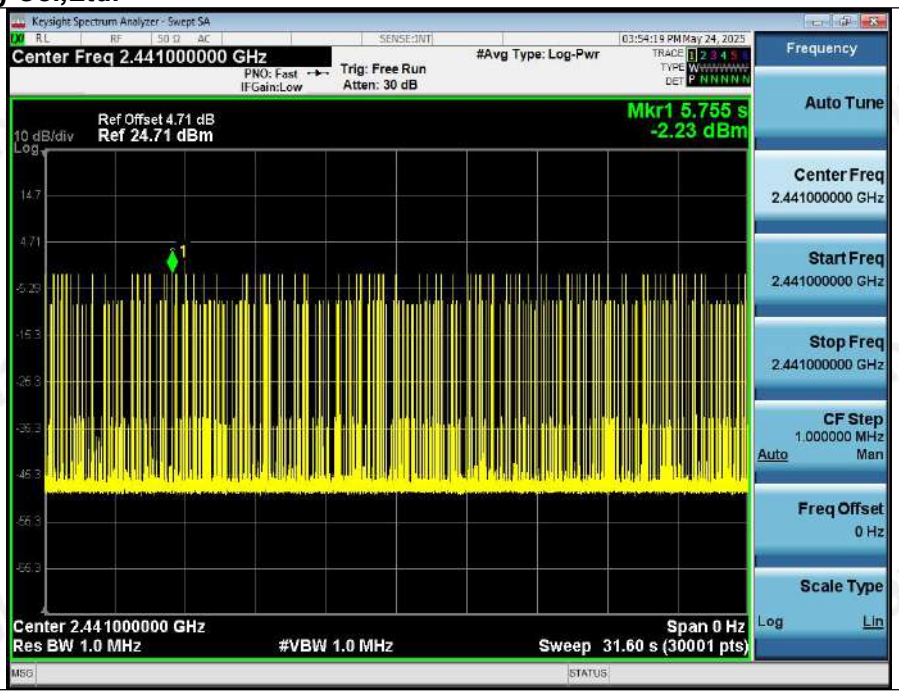

Dwell_Time_(Hopping)_NVNT_ANT1_3-DH3_2441_00_One_Burst_Time

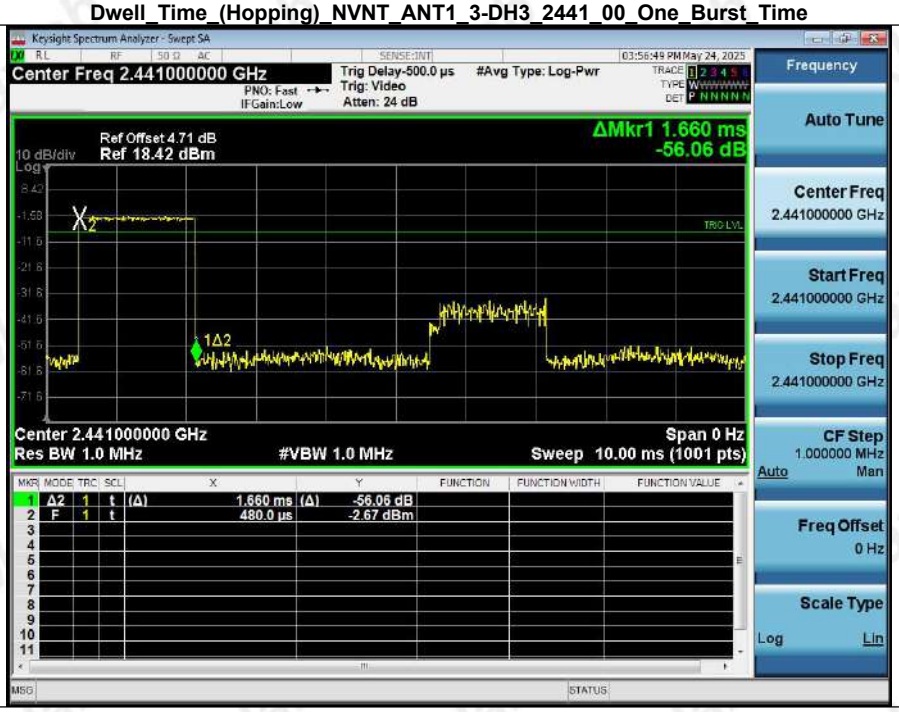

Dwell_Time_(Hopping)_NVNT_ANT1_3-DH3_2441_00_Accumulated

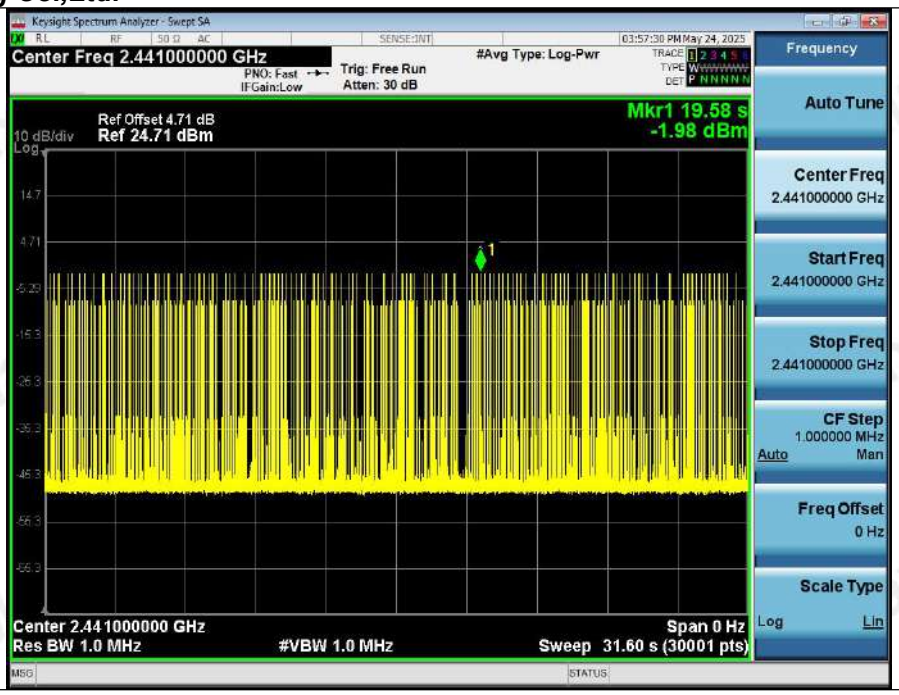

Dwell_Time_(Hopping)_NVNT_ANT1_3-DH5_2441_00_One_Burst_Time

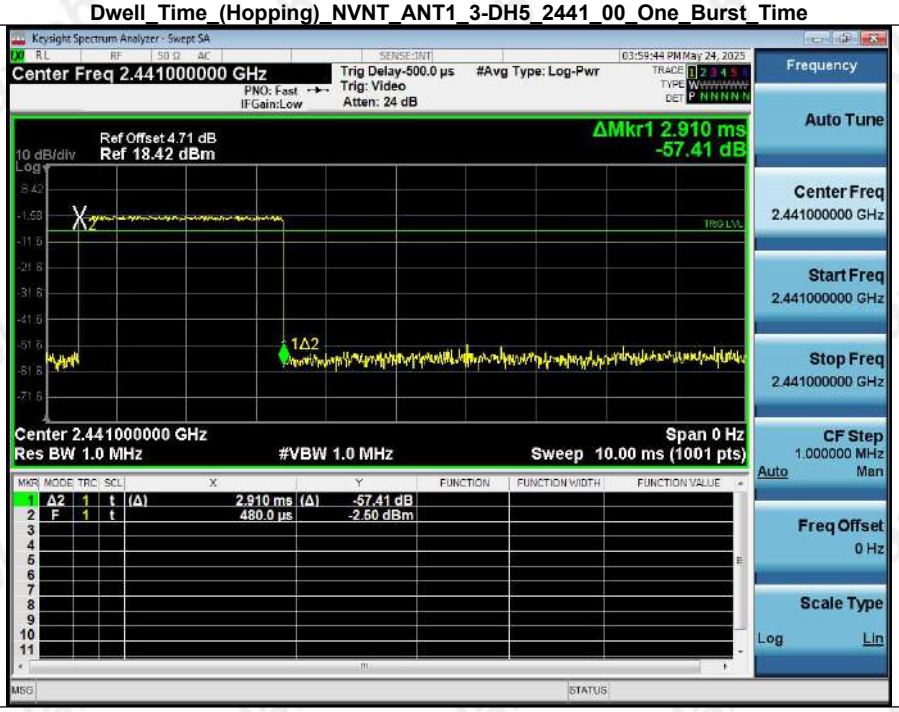

Dwell_Time_(Hopping)_NVNT_ANT1_3-DH5_2441_00_Accumulated

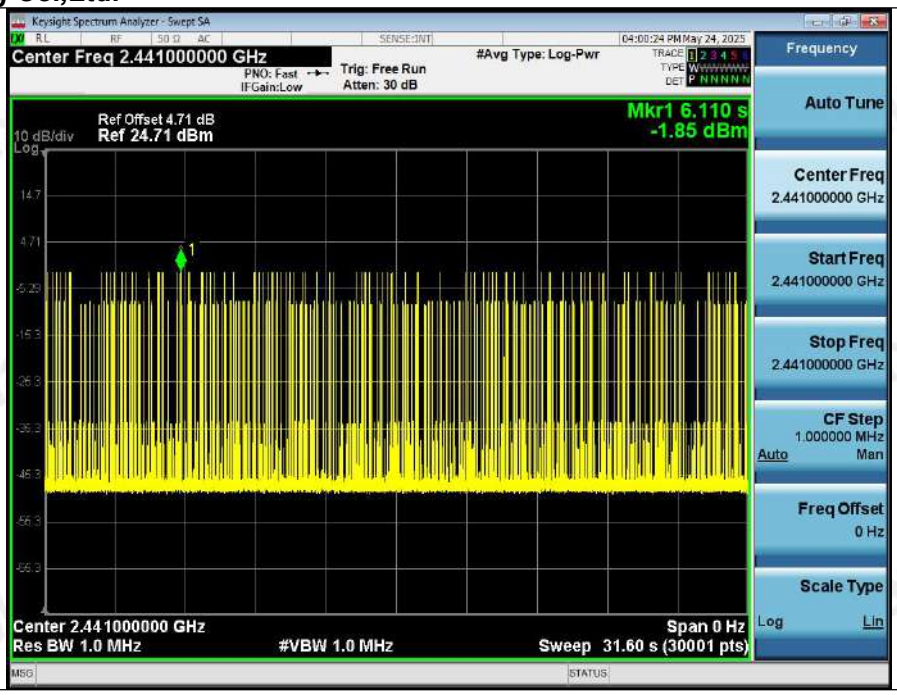
Keysight Spectrum Analyzer - Swept SA
Center Freq 2.441000000 GHz
PNO: Fast
IFGain:Low
Trig: Free Run
Atten: 30 dB
#Avg Type: Log-Pwr
04:00:24 PM May 24, 2025
Ref Offset 4.71 dB
10 dB/div
Ref 24.71 dBm
Mkr1 6.110 s
-1.85 dBm
Center 2.441000000 GHz
Res BW 1.0 MHz
#VBW 1.0 MHz
Span 0 Hz
Sweep 31.60 s (30001 pts)
Frequency
Auto Tune
Center Freq
2.441000000 GHz
Start Freq
2.441000000 GHz
Stop Freq
2.441000000 GHz
CF Step
1.000000 MHz
Auto
Man
Freq Offset
0 Hz
Scale Type
Log
Lin