尺寸：78mm * 98mm　正反面印刷

E 6 蓝 牙 助 拍 器

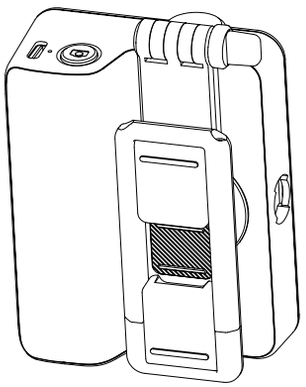

产品使用手册

一、产品说明

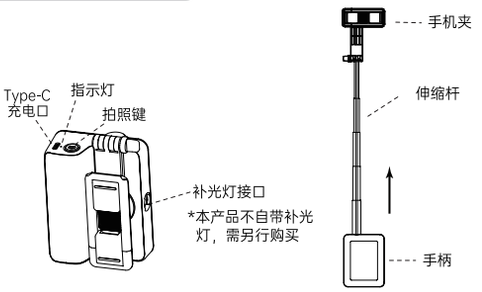

包装内容：E6*1 说明书 *1 充电线 *1

* 说明书图案仅供参考，请以实物为准。

二、拍照说明：

1. 蓝牙配对

首次连接本产品与智能手机时，长按拍照键 2 秒，产品启动进入配对搜索状态，蓝灯快闪。打开手机蓝牙功能，搜索本产品蓝牙识别代码 "Selfie-E6"，点击配对连接即可使用。当设备与手机蓝牙配对连接成功后，蓝灯熄灭。

2. 拍照、录制 / 开关机

蓝牙配对成功后，打开手机相机，按一下拍照键，蓝灯闪亮一次，拍照、或开始手机录像。
300 秒无操作，设备自动关机。短按拍照键再次开启设备，即可按拍照键拍照。

3. 充电

充电时，红色指示灯常亮，充满时红灯熄灭。

三、产品参数：

产品名称：蓝牙助拍器
产品型号：E6
主要材料：铝合金 ,ABS
尺寸：72*96.3*38mm
蓝牙作用距离：10M 内
额定输入：5V ⎓ 40mAh
电池容量：55mAh

企业标准：Q/ZHZZ 001-2020
工作温度：-10℃~+40℃
支持系统：Android、IOS、HOS
展开长度：约 502mm
产品净重：约 102g
产品毛重：约 120g

四、三包凭证：

1. 保修卡请用户妥协保管，以做维修凭证
2. 保修期限自购买之日起一年内
3. 保修设备在保修期内，在正常使用情况下，机器本身机件材料及功能出现问题，发生故障，经查验属实，本公司将提供免费修理和更换。

以下情况恕不免费维修
本公司的产品实行保修年限之内的有限保修属于下列情况的设备故障或损坏，不在有限保修之列，本公司不承担免费保修义务；设备、部件已经超出了保修期；客户未按照说明书要求，错误安装，保管及使用而造成的设备故障或损坏；由非本公司授权机构、人员拆卸而造成的设备故障或损坏。因意外因素或人为原因（包括如操作失误、刮伤、搬运、磕碰、输入不合适的电压和电流等）导致的设备故障或损坏；因自然灾害等不可抗力（如地震、火灾）原因造成的产品故障或损坏。

产品保修卡
（本保修卡仅适用中国地区）

产品名称	联系电话
产品型号	购买地址
用户姓名	销售商名称
购机时间	

Bluetooth Filming Assist Device

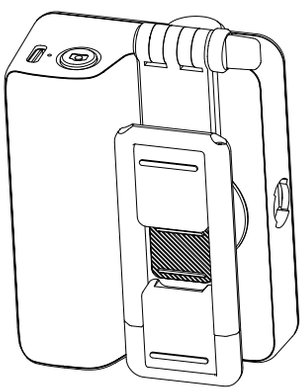

User Manual

I. Product Structure

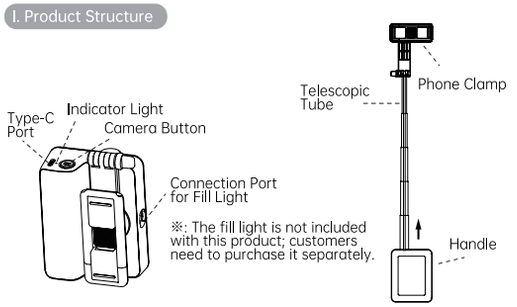

Packing List:　E6 *1　　User Manual*1　　Charging Cable *1

* The picture is only for reference, please make the object as the standard. We reserve the right for final explanation.

II. Using Instruction

1. Bluetooth Pairing

For the first-time pairing, press and hold the camera button for 2 seconds. The blue light will flash, indicating that the device is in pairing mode. Turn on your phone's Bluetooth function in the settings, search for the device named 'Selfie-E6,' and click to pair. The blue light will turn off once the device has paired successfully.

2.Recording, Take Photo / Power On & OFF

After completing the Bluetooth pairing, open the phone's camera, and press the camera button to take photos or record video. If there is no operation, the device will automatically turn off after 300 seconds. To turn it back on, press the camera button once, then press the button again to take a photo.

3.Charging

The red light on when charging, being off after fully charged.

III. Product Parameter

Product Name: Bluetooth Filming Assist Device
Product Model: E6
Size: 72*96.3*38mm
Main Material: Aluminum Alloy, ABS
Rated Input: 5V ⎓ 40mAh
Battery Capacity: 55mAh
Extended Length: about 502mm
Net Weight: about 102g
Gross Weight: about 120g
Remote-control distance: ≤10M
Working Temperature: -10℃~+40℃
Supported System: Android / IOS / HOS

IV. Warranty

1.Please keep your service card or receipt safe for maintenance certificate.
2.Warranty period is one Year from the date of purchase.
3.During warranty period, if there are any problems or malfunction about this product in the case of normal use and maintenance, after verification, we will provide free repair and component replacement.

Declaration of Conformity (FCC)

Warning: Changes or modifications to this unit not expressly approved by the party responsible for compliance could void the user' s authority to operate the equipment.
This device complies with Part 15 of the FCC Rules.
Operation is subject to the following two conditions:
(1)this device may not cause harmful interference
(2) this device must accept any interference received, including interference that may cause undesired operation.

This device complies with part 15 of the FCC Rules. Operation is subject to the following two conditions: (1) This device may not cause harmful interference, and (2) this device must accept any interference received, including interference that may cause undesired operation.

Any Changes or modifications not expressly approved by the party responsible for compliance could void the user's authority to operate the equipment.

Note: This equipment has been tested and found to comply with the limits for a Class B digital device, pursuant to part 15 of the FCC Rules. These limits are designed to provide reasonable protection against harmful interference in a residential installation. This equipment generates uses and can radiate radio frequency energy and, if not installed and used in accordance with the instructions, may cause harmful interference to radio communications. However, there is no guarantee that interference will not occur in a particular installation. If this equipment does cause harmful interference to radio or television reception, which can be determined by turning the equipment off and on, the user is encouraged to try to correct the interference by one or more of the following measures:

-Reorient or relocate the receiving antenna.

-Increase the separation between the equipment and receiver.

-Connect the equipment into an outlet on a circuit different from that to which the receiver is connected.

-Consult the dealer or an experienced radio/TV technician for help.

FCC Radiation Exposure statement

The device has been evaluatec to meel general RF exposure requirement. The device can be used in portable exposure condition without restriction.