AppendixA: DTS Bandwidth

Test Result

Test Mode	Antenna	Frequency[MHz]	DTS BW [MHz]	Limit[MHz]	Verdict
BLE_1M	Ant1	2402	0.6691	0.5	PASS
BLE_1M	Ant1	2440	0.6685	0.5	PASS
BLE_1M	Ant1	2480	0.6719	0.5	PASS

Test Graphs

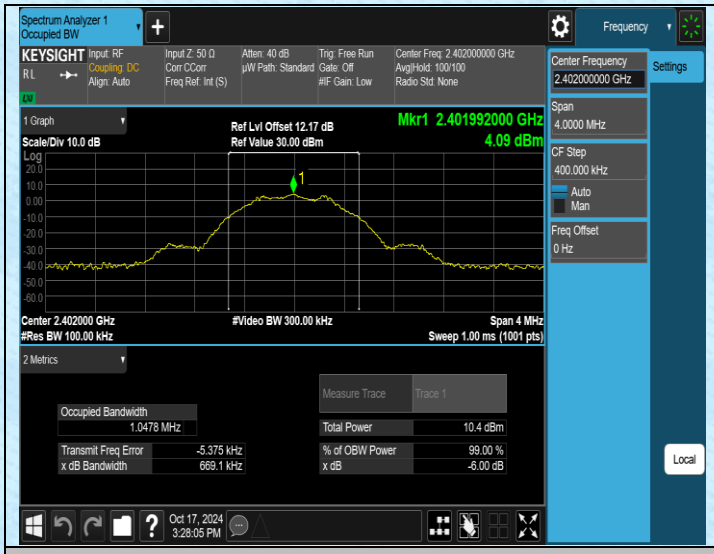

BLE_1M-Ant1-2402-PASS

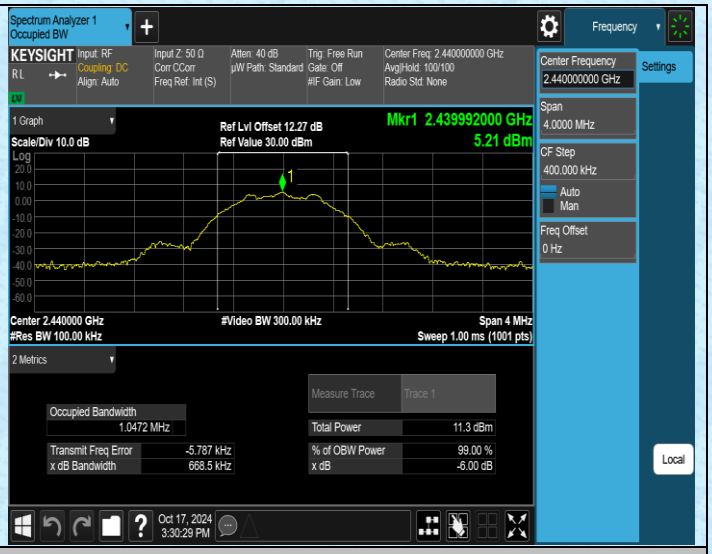

BLE_1M-Ant1-2440-PASS

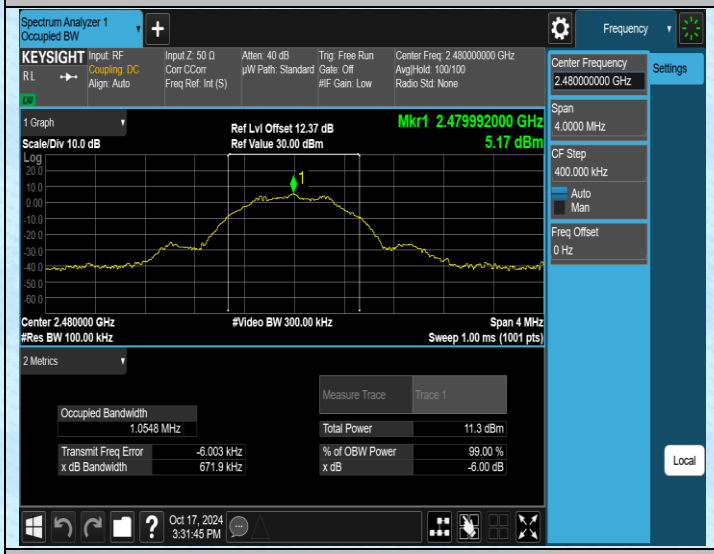

BLE_1M-Ant1-2480-PASS

/

AppendixB: Occupied Channel Bandwidth

Test Result

Test Mode	Antenna	Frequency[MHz]	OCB [MHz]	FL[MHz]	FH[MHz]
BLE_1M	Ant1	2402	1.0250	2401.4875	2402.5125
BLE_1M	Ant1	2440	1.0235	2439.4882	2440.5117
BLE_1M	Ant1	2480	1.0166	2479.4904	2480.5070

Test Graphs

BLE_1M-Ant1-2402

BLE_1M-Ant1-2440

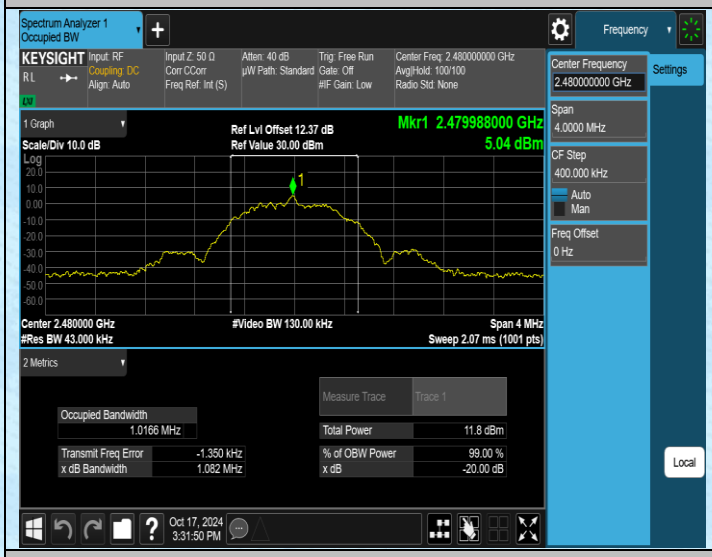

BLE_1M-Ant1-2480

/

/

AppendixC: Maximum conducted output power

Test Result Peak

Test Mode	Antenna	Frequency[MHz]	Conducted Peak Power[dBm]	Conducted Limit[dBm]	Verdict
BLE_1M	Ant1	2402	4.67	≤30	PASS
BLE_1M	Ant1	2440	5.44	≤30	PASS
BLE_1M	Ant1	2480	5.59	≤30	PASS

Test Graphs Peak

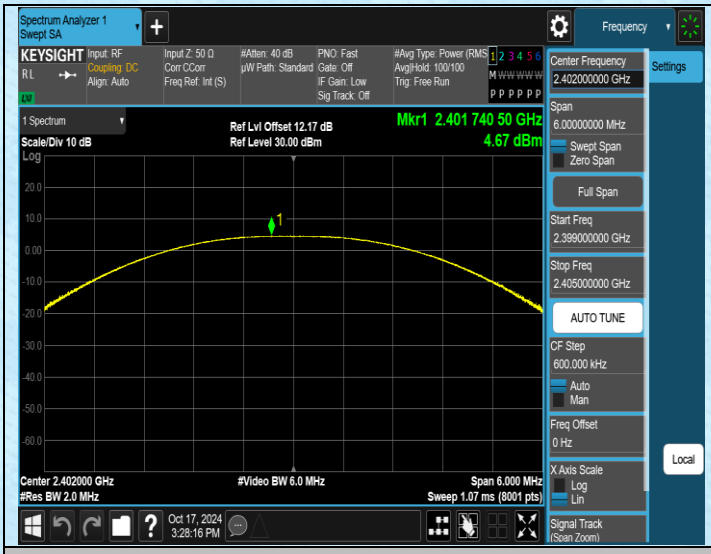

BLE_1M-Ant1-2402-PASS

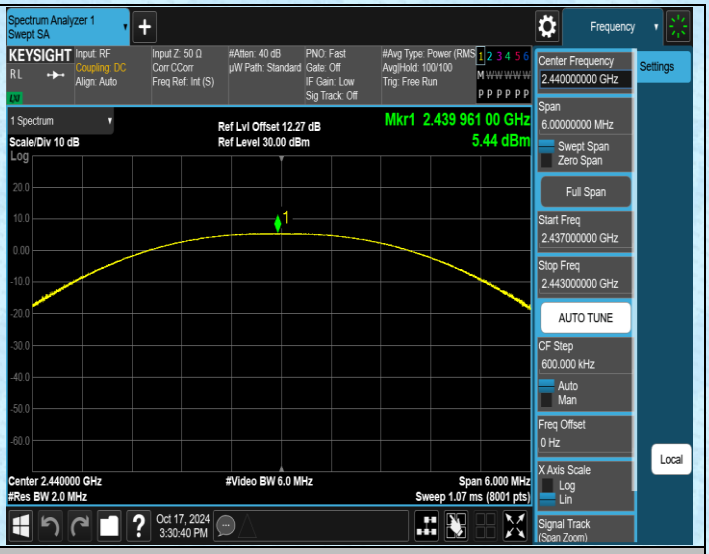

BLE_1M-Ant1-2440-PASS

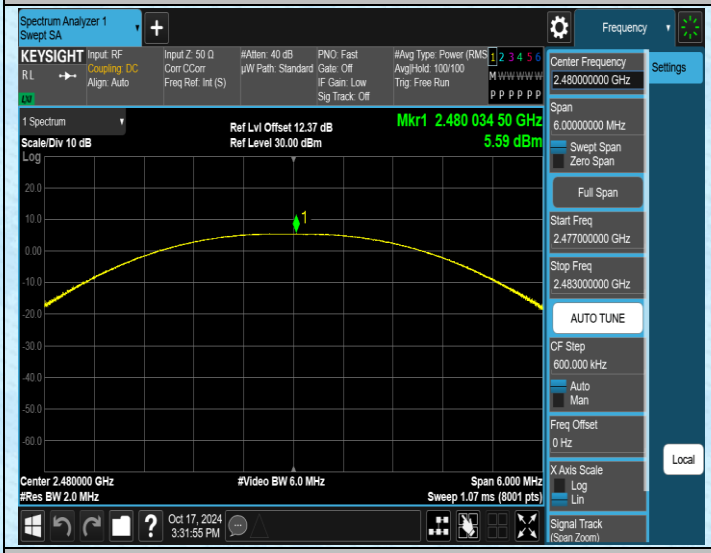

BLE_1M-Ant1-2480-PASS

/

/

AppendixD: Maximum power spectral density

Test Result

Test Mode	Antenna	Frequency[MHz]	Result[dBm/3kHz]	Limit[dBm/3kHz]	Verdict
BLE_1M	Ant1	2402	-10.13	≤8.00	PASS
BLE_1M	Ant1	2440	-9.45	≤8.00	PASS
BLE_1M	Ant1	2480	-9.54	≤8.00	PASS

Test Graphs

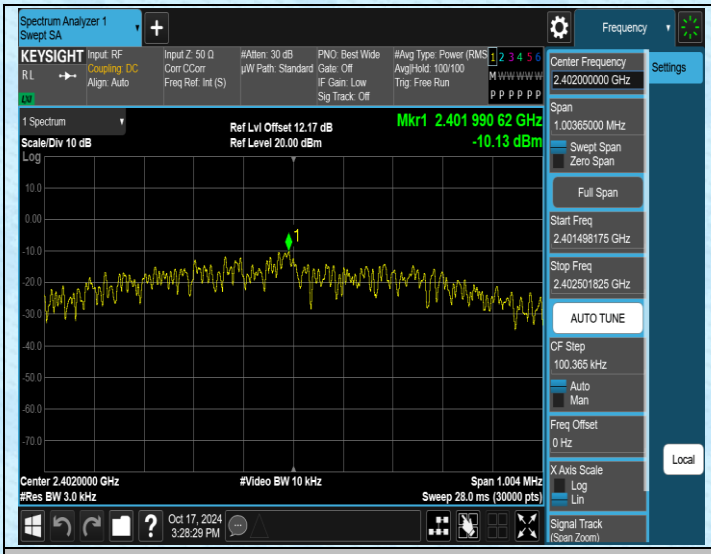

BLE_1M-Ant1-2402-PASS

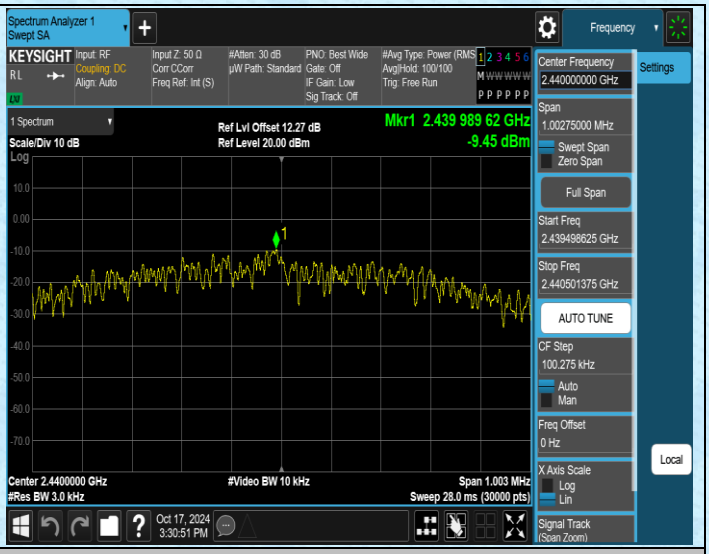

BLE_1M-Ant1-2440-PASS

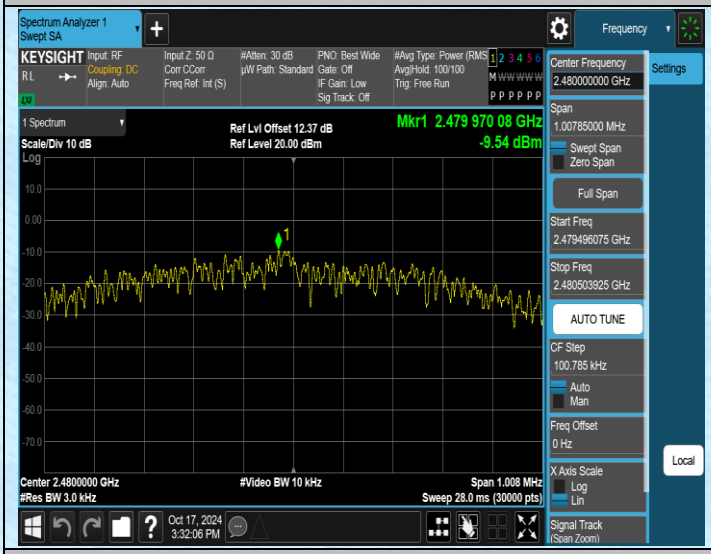

BLE_1M-Ant1-2480-PASS

/

/

AppendixE:Band edge measurements

Test Result

Test Mode	Antenna	ChName	Frequency[MHz]	RefLevel[dBm]	Result[dBm]	Limit[dBm]	Verdict
BLE_1M	Ant1	Low	2402	4.39	-43.85	≤-15.61	PASS
BLE_1M	Ant1	High	2480	4.22	-47.7	≤-15.78	PASS

Test Graphs

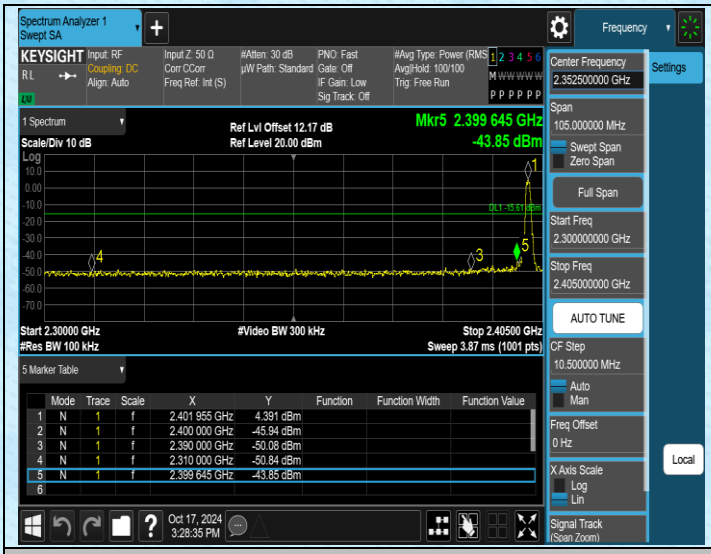

BLE_1M-Ant1-2402-PASS

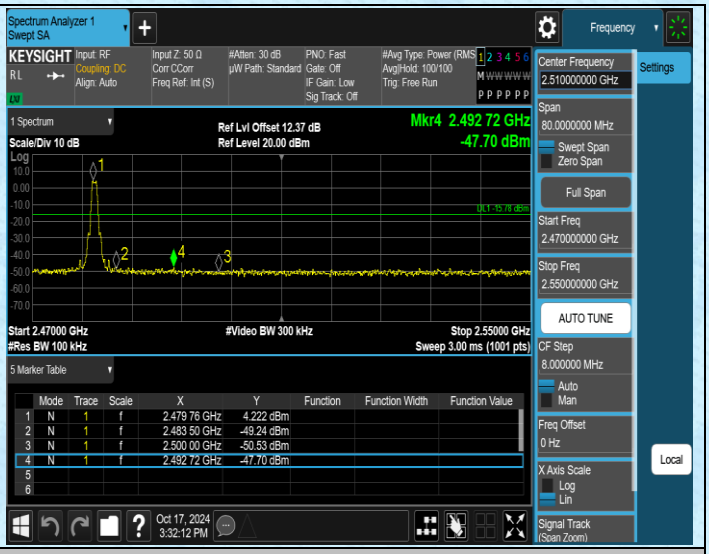

BLE_1M-Ant1-2480-PASS

AppendixF:Conducted Spurious Emission

Test Result

Test Mode	Antenna	Frequency[MHz]	FreqRange [MHz]	RefLevel [dBm]	Result[dBm]	Limit[dBm]	Verdict
BLE_1M	Ant1	2402	0~Reference	3.93	3.93	---	PASS
BLE_1M	Ant1	2402	30~1000	3.93	-60.3	≤-16.07	PASS
BLE_1M	Ant1	2402	1000~26500	3.93	-49.39	≤-16.07	PASS
BLE_1M	Ant1	2440	0~Reference	5.26	5.26	---	PASS
BLE_1M	Ant1	2440	30~1000	5.26	-60.53	≤-14.74	PASS
BLE_1M	Ant1	2440	1000~26500	5.26	-49.06	≤-14.74	PASS
BLE_1M	Ant1	2480	0~Reference	4.93	4.93	---	PASS
BLE_1M	Ant1	2480	30~1000	4.93	-60.09	≤-15.07	PASS
BLE_1M	Ant1	2480	1000~26500	4.93	-48.81	≤-15.07	PASS

Test Graphs

BLE_1M-Ant1-2402-0~Reference-PASS

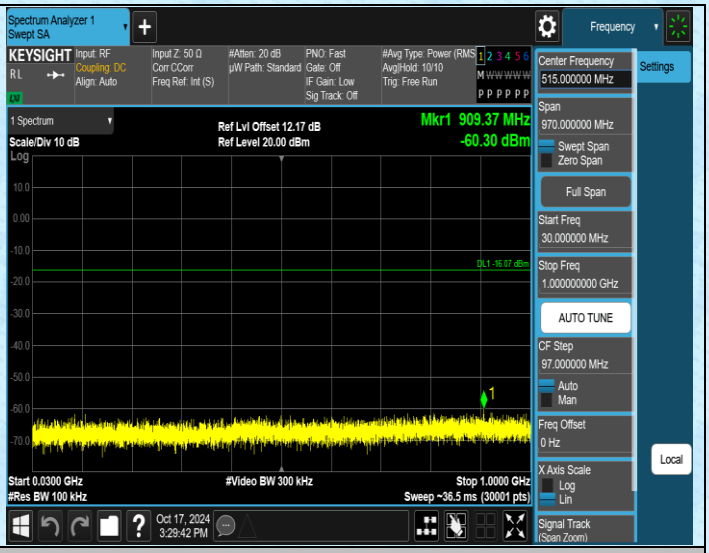

BLE_1M-Ant1-2402-30~1000-PASS

BLE_1M-Ant1-2402-1000~26500-PASS

BLE_1M-Ant1-2440-0~Reference-PASS

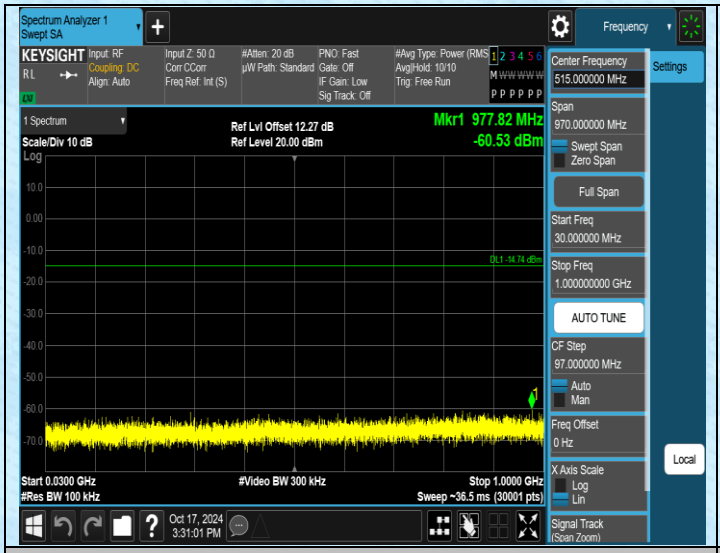

BLE_1M-Ant1-2440-30~1000-PASS

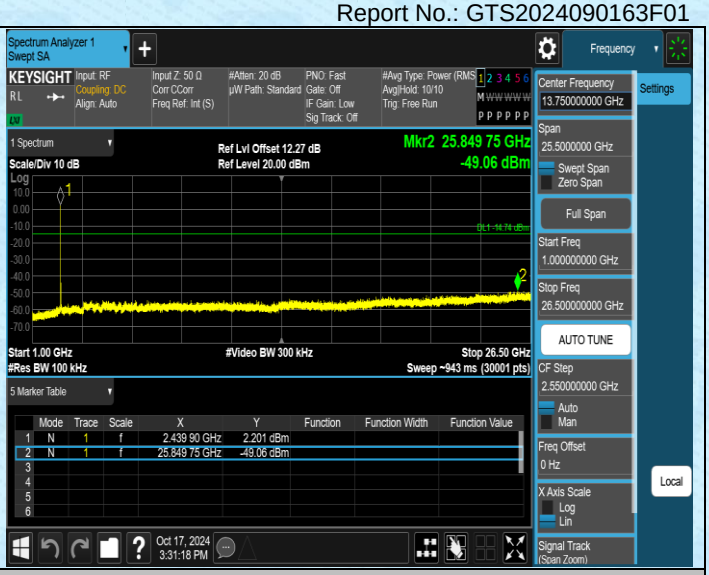

BLE_1M-Ant1-2440-1000~26500-PASS

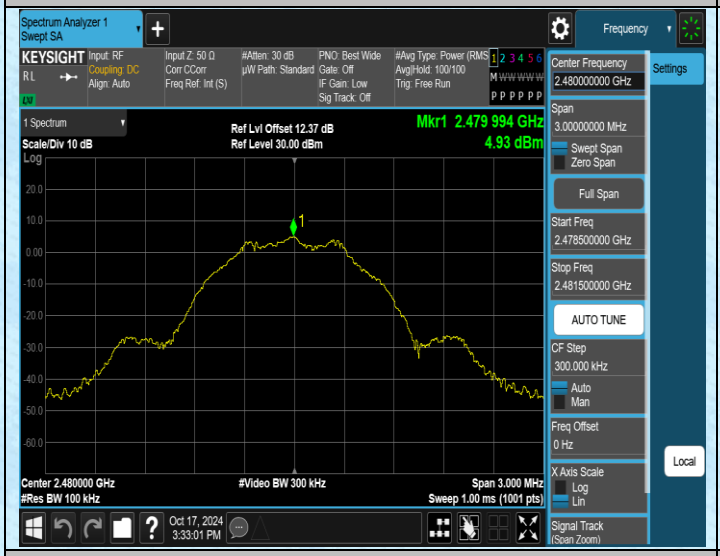

BLE_1M-Ant1-2480-0~Reference-PASS

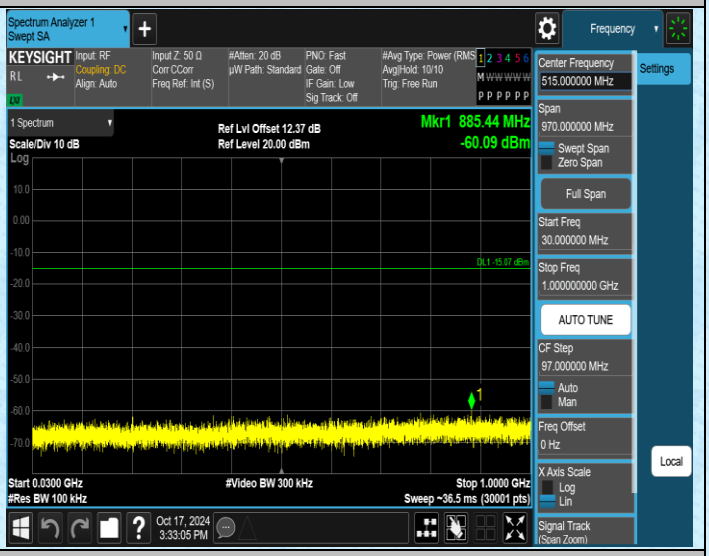

BLE_1M-Ant1-2480-30~1000-PASS

BLE_1M-Ant1-2480-1000~26500-PASS

/

/

AppendixG: Duty Cycle

Test Result

Test Mode	Antenna	Frequency[MHz]	ON Time [ms]	Period [ms]	Duty Cycle [%]	Duty Cycle Factor[dB]
BLE_1M	Ant1	2402	0.42	0.63	66.67	1.76
BLE_1M	Ant1	2440	0.42	0.62	67.74	1.69
BLE_1M	Ant1	2480	0.42	0.63	66.67	1.76

Test Graphs

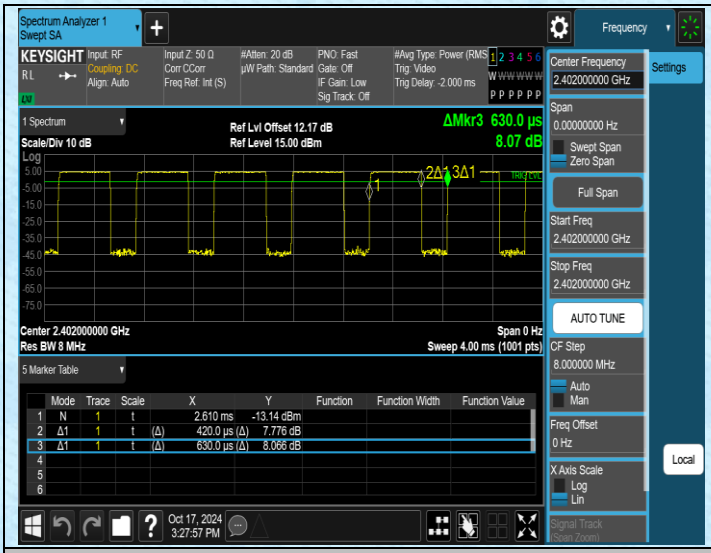

NTNV-BLE_1M-Ant1-2402

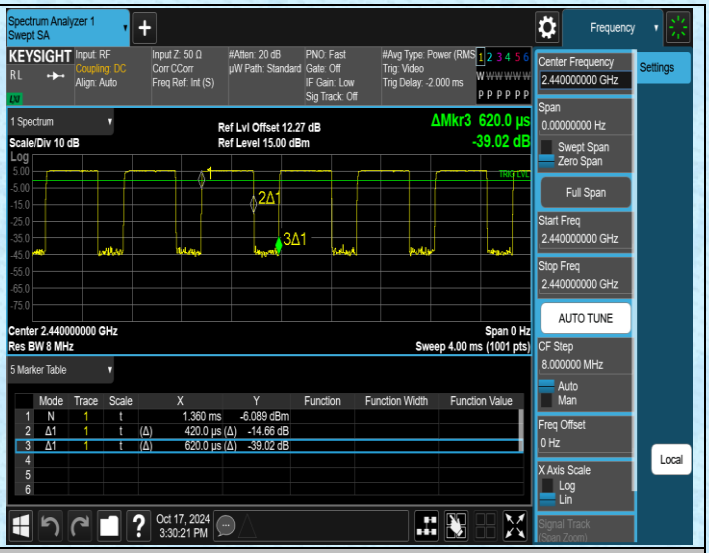

NTNV-BLE_1M-Ant1-2440

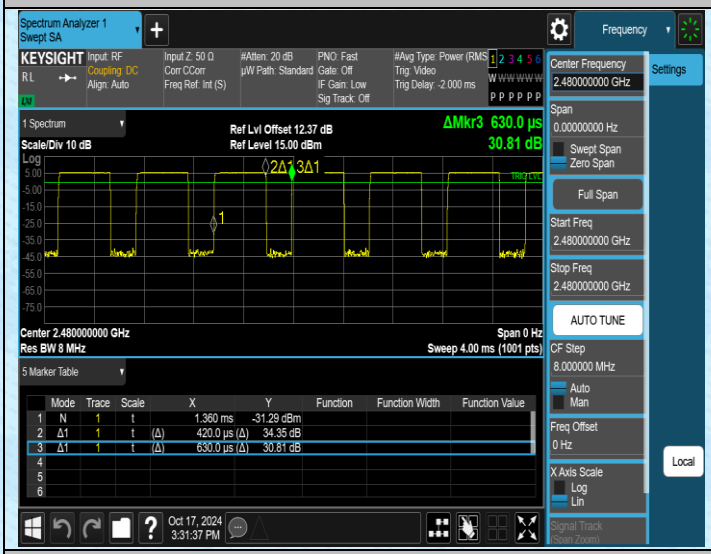

NTNV-BLE_1M-Ant1-2480

------End------