FCC PART 15.247
TEST REPORT

On Behalf of

Dongguan Lancheng Electronic Technology Co., Ltd

Room 1103, Building B, No. 3 Kuiqiao Road, Puxin Lake, Tangxia Town, Dongguan City, Guangdong Province

FCC ID: 2BL8O-KYS03
Model: KY-S03

November 15, 2024

This Report Concerns:	**Equipment Type:**
☒ Original Report	Smart Watch Medicine Box

Test Engineer:	LBi Li / LBi Li
Report Number:	**QCT24KR-2340E-01**
Test Date:	November 8, 2024 ~ November 15, 2024
Reviewed By:	Vincent Yang / Vincent Yang
Approved By:	Kendy Wang / Kendy Wang
Prepared By:	**Shenzhen QC Testing Laboratory Co., Ltd.** East of 1/F., Building E, Xinghong Science Park, No.111, Shuiku Road, Fenghuanggang, Xixiang Street, Bao'an District, Shenzhen, Guangdong, China **Tel: 0755-23008269** **Fax: 0755-23726780**

Address: East of 1/F., Building E, Xinghong Science Park, No.111, Shuiku Road, Fenghuanggang, Xixiang Street, Bao'an District, Shenzhen, Guangdong, China
Tel: 0755-23008269 Fax: 0755-23726780 www.qctest.com.cn

Table of Contents

1. GENERAL INFORMATION 4

1.1 Product Description for Equipment under Test (EUT) 4
1.2 System Test Configuration 5
1.3 Test Facility 6
1.4 Measurement Uncertainty 6

2. SUMMARY OF TEST RESULTS 7

3. LIST OF TEST AND MEASUREMENT INSTRUMENTS 8

3.1 Conducted Emission Test 8
3.2 Radiated Emission Test 8
3.3 RF Conducted test 9

4. ANTENNA REQUIREMENT 10

5. CONDUCTED PEAK OUTPUT POWER 11

5.1 Applicable Standard 11
5.2 Limit 11
5.3 Test setup 11
5.4 Test Data 11

6. CHANNEL BANDWIDTH & 99% OCCUPIED BANDWIDTH 16

6.1 Applicable Standard 16
6.2 Limit 16
6.3 Test setup 16
6.4 Test Procedure 16
6.5 Test Data 16

7. POWER SPECTRAL DENSITY 24

7.1 Applicable Standard 24
7.2 Limit 24
7.3 Test setup 24
7.4 Test Procedure 24
7.5 Test Data 24

8. SPURIOUS EMISSION IN NON-RESTRICTED & RESTRICTED BANDS 28

8.1 Conducted Emission Method 28
8.2 Radiated Emission Method 41

Address: East of 1/F., Building E, Xinghong Science Park, No.111, Shuiku Road, Fenghuanggang, Xixiang Street, Bao'an District, Shenzhen, Guangdong, China
Tel: 0755-23008269 Fax: 0755-23726780 www.qctest.com.cn

Revision History of This Test Report

Report Number	Description	Issued Date
QCT24KR-2340E-01	Initial Issue	2024-11-15

Address: East of 1/F., Building E, Xinghong Science Park, No.111, Shuiku Road, Fenghuanggang, Xixiang Street, Bao'an District, Shenzhen, Guangdong, China
Tel: 0755-23008269 Fax: 0755-23726780 www.qctest.com.cn

1. GENERAL INFORMATION

1.1 Product Description for Equipment under Test (EUT)

EUT Description:	Smart Watch Medicine Box
Model No.:	KY-S03
Tested Model:	KY-S03
Hardware version:	V1.0
Software version:	V1.0
Sample(s) Status:	Engineer sample
Packet Type:	Bluetooth LE(1Mbps, 2Mbps)
Operation Frequency:	2402MHz~2480MHz
Channel numbers:	40
Channel separation:	2MHz
Modulation type:	GFSK
Antenna Type:	wireway antenna
Antenna gain*1:	0.17dBi
Power supply:	DC 5V (Powered by adapter) DC 3.8V (Powered by battery）
Trade Mark:	N/A
Applicant:	Dongguan Lancheng Electronic Technology Co., Ltd
Address:	Room 1103, Building B, No. 3 Kuiqiao Road, Puxin Lake, Tangxia Town, Dongguan City, Guangdong Province
Manufacturer:	Dongguan Lancheng Electronic Technology Co., Ltd
Address:	Room 1103, Building B, No. 3 Kuiqiao Road, Puxin Lake, Tangxia Town, Dongguan City, Guangdong Province
Sample No.:	Y24K2340E01ZQ

Note: *1This information provided by Manufacturer, SZ QC Lab is not responsible for the accuracy of this information.

Address: East of 1/F., Building E, Xinghong Science Park, No.111, Shuiku Road, Fenghuanggang, Xixiang Street, Bao'an District, Shenzhen, Guangdong, China
Tel: 0755-23008269 Fax: 0755-23726780 www.qctest.com.cn

1.2 System Test Configuration

1.2.1 Channel List

Operation Frequency each of channel							
Channel	Frequency	Channel	Frequency	Channel	Frequency	Channel	Frequency
1	2402 MHz	11	2422 MHz	21	2442 MHz	31	2462 MHz
2	2404 MHz	12	2424 MHz	22	2444 MHz	32	2464 MHz
3	2406 MHz	13	2426 MHz	23	2446 MHz	33	2466 MHz
4	2408 MHz	14	2428 MHz	24	2448 MHz	34	2468 MHz
5	2410 MHz	15	2430 MHz	25	2450 MHz	35	2470 MHz
6	2412 MHz	16	2432 MHz	26	2452 MHz	36	2472 MHz
7	2414 MHz	17	2434 MHz	27	2454 MHz	37	2474 MHz
8	2416 MHz	18	2436 MHz	28	2456 MHz	38	2476 MHz
9	2418 MHz	19	2438 MHz	29	2458 MHz	39	2478 MHz
10	2420 MHz	20	2440 MHz	30	2460 MHz	40	2480 MHz

Note:
In section 15.31(m), regards to the operating frequency range over 10 MHz, the Lowest frequency, the middle frequency, and the highest frequency of channel were selected to perform the test, and the selected channel see below:

Channel	Frequency
The lowest channel	2402MHz
The middle channel	2440MHz
The Highest channel	2480MHz

1.2.2 EUT Exercise Software

" FCC Assist 1.0.4 " exercise software was used to test, The power level is 5. The software and power level was provided by the applicant.

1.2.3 Support Equipment

Manufacturer	Description	Model	Remark
Notebook	DELL	Inspiron 15 3511	Input: DC 19.5V/3.34A

1.2.4 Test mode

Transmitting mode: Keep the EUT in continuously transmitting.
Test voltage: DC 3.8V

Address: East of 1/F., Building E, Xinghong Science Park, No.111, Shuiku Road, Fenghuanggang, Xixiang Street, Bao'an District, Shenzhen, Guangdong, China
Tel: 0755-23008269 Fax: 0755-23726780 www.qctest.com.cn

1.3 Test Facility

Test Firm : Shenzhen QC Testing Laboratory Co., Ltd.

The testing quality ability of our laboratory meet with "Quality Law of People's Republic of China" Clause 19. The testing quality system of our laboratory meets with ISO/IEC-17025 requirements. This approval result is accepted by MRA of APLAC.

Our test facility is recognized, certified, or accredited by the following organizations:

CNAS – Registration No.: L8464

The EMC Laboratory has been accredited by CNAS, and in compliance with ISO/IEC 17025:2017 General Requirements for testing Laboratories.

A2LA Certificate Number: 6759.01

The EMC Laboratory has been accredited by A2LA, and in compliance with ISO/IEC 17025:2017 General Requirements for testing Laboratories.

FCC Registration Number: 561109

The EMC Laboratory has been registered and fully described in a report filed with the (FCC) Federal Communications commission.

IC Registration Number: 29628

CAB identifier: CN0141

The EMC Laboratory has been registered and fully described in a report filed with the (IC) Industry Canada.

1.4 Measurement Uncertainty

Parameter	Uncertainty
Occupied Channel Bandwidth	±1.42 x10^{-4}%
RF output power, conducted	±1.06dB
Power Spectral Density, conducted	±1.06dB
Unwanted Emissions, conducted	±2.51dB
AC Power Line Conducted Emission	±1.80dB
Radiated Spurious Emission test (9kHz-30MHz)	±2.66dB
Radiated Spurious Emission test (30MHz-1000MHz)	±4.04dB
Radiated Spurious Emission test (1000MHz-18000MHz)	±4.70 dB
Radiated Spurious Emission test (18GHz-40GHz)	±4.80dB
Temperature	±0.8℃
Humidity	±3.2%
DC and low frequency voltages	±0.1%
Time	±5%
Duty cycle	±5%

Note: This uncertainty represents an expanded uncertainty expressed at approximately the 95% confidence level using a coverage factor of k=2

Address: East of 1/F., Building E, Xinghong Science Park, No.111, Shuiku Road, Fenghuanggang, Xixiang Street, Bao'an District, Shenzhen, Guangdong, China
Tel: 0755-23008269 Fax: 0755-23726780 www.qctest.com.cn

2. Summary of Test Results

Test Item	Section	Result
Antenna Requirement	FCC part 15.203/15.247 (c)	Pass
AC Power Line Conducted Emission	FCC part 15.207	N/A
Conducted Peak Output Power	FCC part 15.247 (b)(3)	Pass
Channel Bandwidth & 99% Occupied Bandwidth	FCC part 15.247 (a)(2)	Pass
Power Spectral Density	FCC part 15.247 (e)	Pass
Band Edge	FCC part 15.247(d)	Pass
Spurious Emissions	FCC part 15.205/15.209	Pass

Note: 1. “N/A” means “not applicable”.

2. Pass: The EUT complies with the essential requirements in the standard.

3.Test according to ANSI C63.10:2013

4.. All indications of Pass/Fail in this report are opinions expressed by Shenzhen QC Testing Laboratory Co., Ltd. based on interpretations and/or observations of test results. Measurement Uncertainties were not taken into account and are published for informational purposes only.

Address: East of 1/F., Building E, Xinghong Science Park, No.111, Shuiku Road, Fenghuanggang, Xixiang Street, Bao'an District, Shenzhen, Guangdong, China
Tel: 0755-23008269 Fax: 0755-23726780 www.qctest.com.cn

3. List of Test and Measurement Instruments

3.1 Conducted Emission Test

Item	Equipment	Manufacturer	Model No.	Serial No.	Last Cal.	Cal.Due
1	EMI Test Receiver	Rohde&Schwarz	ESIB 7	2277573376	2024.03.14	2025.03.13
2	EMI Test Receiver	Rohde&Schwarz	ESCI3	101820	2024.08.06	2025.08.05
3	Artificial Mains Network	SCHWARZBECK	NSLK8126	8126200	2024.08.06	2025.08.05
4	PULSE LIMITER	Rohde&Schwarz	ESH3-Z2	100058	2024.03.14	2025.03.13
Conducted Emission Measurement Software: TS+ JS32-CE Ver 5.0.0						

3.2 Radiated Emission Test

Item	Equipment	Manufacturer	Model No.	Serial No.	Last Cal.	Cal.Due
1.	EMI Test Receiver	R&S	ESIB 7	2277573376	2024.03.14	2025.03.13
2.	EMI Test Receiver	ESPI3	ESPI3	101131	2024.03.14	2025.03.13
3.	Spectrum Analyzer	Rohde&Schwarz	FSV 40	101458	2024.03.14	2025.03.13
4.	TRILOG Broadband Test-Antenna	SCHWARZBECK	VULB9168	VULB9168-588	2023.04.01	2025.03.31
5.	Loop Antenna	EMCO	6502	2133	2023.03.18	2025.03.17
6.	horn antenna	SCHWARZBECK	BBHA9120D	2069	2023.04.01	2025.03.31
7.	Horn Antenna	COM-MW	ZLB7-18-40G -950	12221225	2023.01.12	2025.01.09
8.	Pre-amplifier	MITEQ	TTA0001-18	2063645	2024.03.27	2025.03.26
9.	Pre-amplifier	COM-MW	DLAN-18000 -40000-02	10229104	2024.03.14	2025.03.13
10.	966 Camber	ZhongYU	9*6*6	/	2023.05.08	2026.05.07
Radiated Emission Measurement Software: EZ_EMC Ver QCT03A2 RE+						

Address: East of 1/F., Building E, Xinghong Science Park, No.111, Shuiku Road, Fenghuanggang, Xixiang Street, Bao'an District, Shenzhen, Guangdong, China
Tel: 0755-23008269 Fax: 0755-23726780 www.qctest.com.cn

3.3 RF Conducted test

Item	Equipment	Manufacturer	Model No.	Serial No.	Last Cal.	Cal.Due
1.	Wideband Radio Communication Tester	Rohde & Schwarz	CW500	151583	2024.03.14	2025.03.13
2.	Spectrum Analyzer	ROHDE& SCHWARZ	FSV 40	101458	2024.03.14	2025.03.13
3.	Signal Generator	Agilent	N5182A	MY50141563	2024.03.14	2025.03.13
4.	RF Automatic Test System	MW	MW100-RFCB/ MW100-PSB	MW2007004	2024.03.14	2025.03.13
RF Conducted Measurement Software: MTS 8310 Ver 2.0.0.0						

Address: East of 1/F., Building E, Xinghong Science Park, No.111, Shuiku Road, Fenghuanggang, Xixiang Street, Bao'an District, Shenzhen, Guangdong, China
Tel: 0755-23008269 Fax: 0755-23726780 www.qctest.com.cn

4. Antenna requirement

Standard requirement: FCC Part15 C Section 15.203 /247(c)

15.203 requirement:
An intentional radiator shall be designed to ensure that no antenna other than that furnished by the responsible party shall be used with the device. The use of a permanently attached antenna or of an antenna that uses a unique coupling to the intentional radiator, the manufacturer may design the unit so that a broken antenna can be replaced by the user, but the use of a standard antenna jack or electrical connector is prohibited.

15.247(c) (1)(i) requirement:
(i) Systems operating in the 2400-2483.5 MHz band that is used exclusively for fixed. Point-to-point operations may employ transmitting antennas with directional gain greater than 6dBi provided the maximum conducted output power of the intentional radiator is reduced by 1 dB for every 3 dB that the directional gain of the antenna exceeds 6dBi.

EUT Antenna: The Ant is wireway antenna, the best case gain of the antenna is 0.17dBi, reference to the Internal photo for details.

Address: East of 1/F., Building E, Xinghong Science Park, No.111, Shuiku Road, Fenghuanggang, Xixiang Street, Bao'an District, Shenzhen, Guangdong, China
Tel: 0755-23008269 Fax: 0755-23726780 www.qctest.com.cn

5. Conducted Peak Output Power

5.1 Applicable Standard

FCC Part15 C Section 15.247 (b)(3)

5.2 Limit

According to FCC §15.247(b) (3), for systems using digital modulation in the 902-928 MHz, 2400-2483.5 MHz, and 5725-5850 MHz bands: 1 Watt. As an alternative to a peak power measurement, compliance with the one Watt limit can be based on a measurement of the maximum conducted output power. Maximum Conducted Output Power is defined as the total transmit power delivered to all antennas and antenna elements averaged across all symbols in the signaling alphabet when the transmitter is operating at its maximum power control level. Power must be summed across all antennas and antenna elements. The average must not include any time intervals during which the transmitter is off or is transmitting at a reduced power level. If multiple modes of operation are possible (e.g., alternative modulation methods), the maximum conducted output power is the highest total transmit power occurring in any mode.

As an alternative to a peak power measurement, compliance can be based on a measurement of the maximum conducted output power. The maximum conducted output power is the total transmit power delivered to all antennas and antenna elements, averaged across all symbols in the signalling alphabet when the transmitter is operating at its maximum power control level. Power must be summed across all antennas and antenna elements. The average must not include any time intervals during which the transmitter is off or transmitting at a reduced power level. If multiple modes of operation are implemented, the maximum conducted output power is the highest total transmit power occurring in any mode.

5.3 Test setup

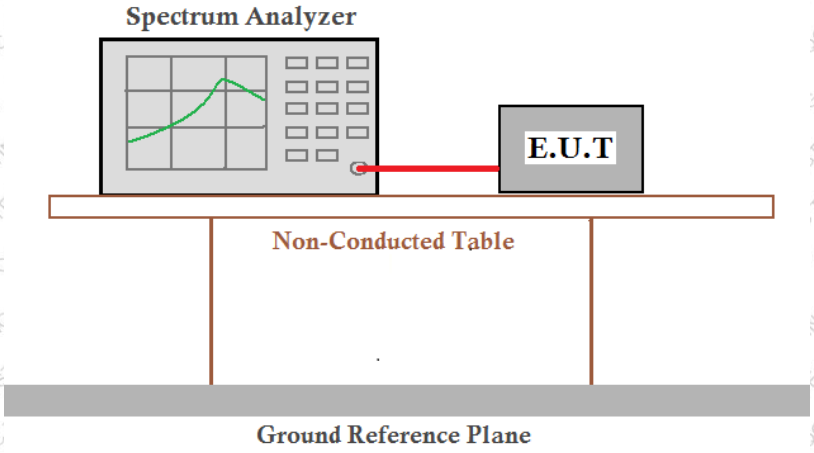

5.4 Test Data

Temperature	22.4 ℃	Humidity	50 %
ATM Pressure	101.1kPa	Antenna Gain	0.17dBi
Test by	LBi Li	Test result	PASS

Please refer to following table and plots.

Address: East of 1/F., Building E, Xinghong Science Park, No.111, Shuiku Road, Fenghuanggang, Xixiang Street, Bao'an District, Shenzhen, Guangdong, China
Tel: 0755-23008269 Fax: 0755-23726780 www.qctest.com.cn

Output Power:

Modulation	CH No.	Frequency (MHz)	Output Power (dBm)	Limit (dBm)	Verdict
BLE 1Mbps	Lowest	2402	1.24	≤30	PASS
	Middle	2440	1.91	≤30	PASS
	Highest	2480	2.8	≤30	PASS
BLE 2Mbps	Lowest	2402	-0.31	≤30	PASS
	Middle	2440	0.29	≤30	PASS
	Highest	2480	1.04	≤30	PASS

Power NVNT BLE 1M 2402MHz Ant1

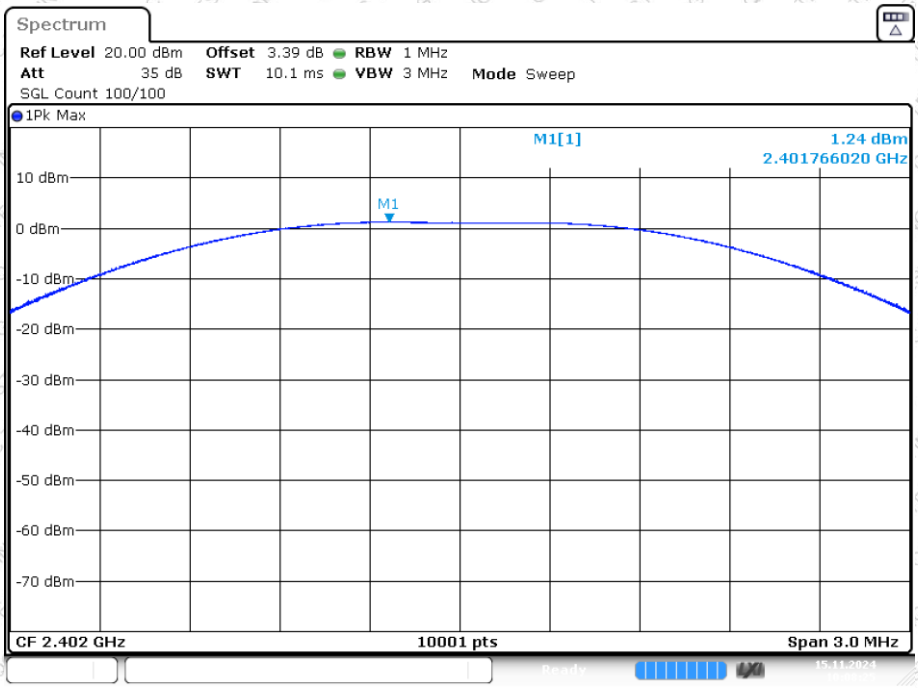

Date: 15.NOV.2024 10:08:25

Address: East of 1/F., Building E, Xinghong Science Park, No.111, Shuiku Road, Fenghuanggang, Xixiang Street, Bao'an District, Shenzhen, Guangdong, China
Tel: 0755-23008269 Fax: 0755-23726780 www.qctest.com.cn

Power NVNT BLE 1M 2440MHz Ant1

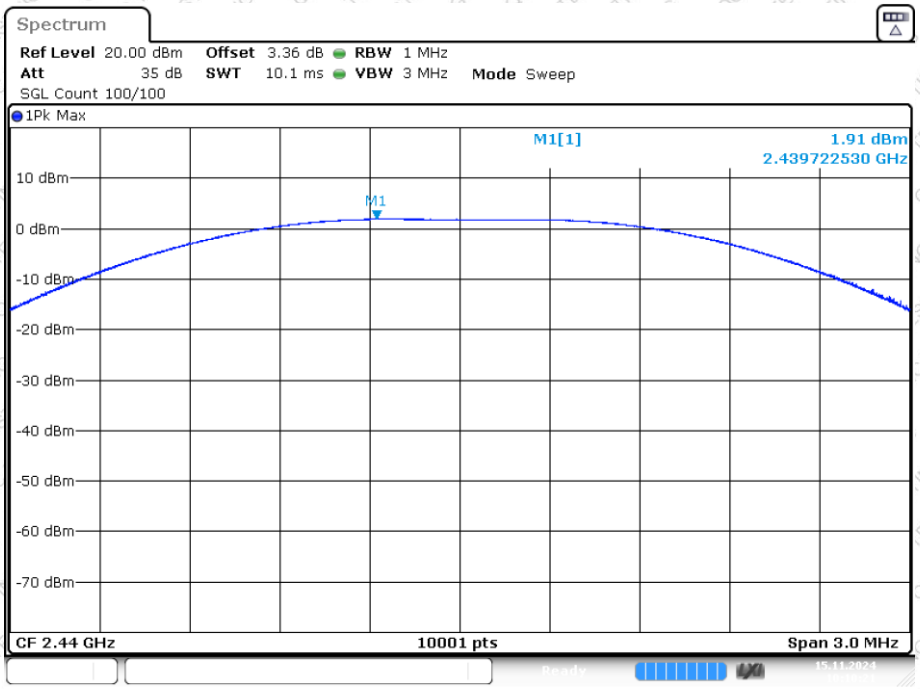

Date: 15.NOV.2024 10:10:22

Power NVNT BLE 1M 2480MHz Ant1

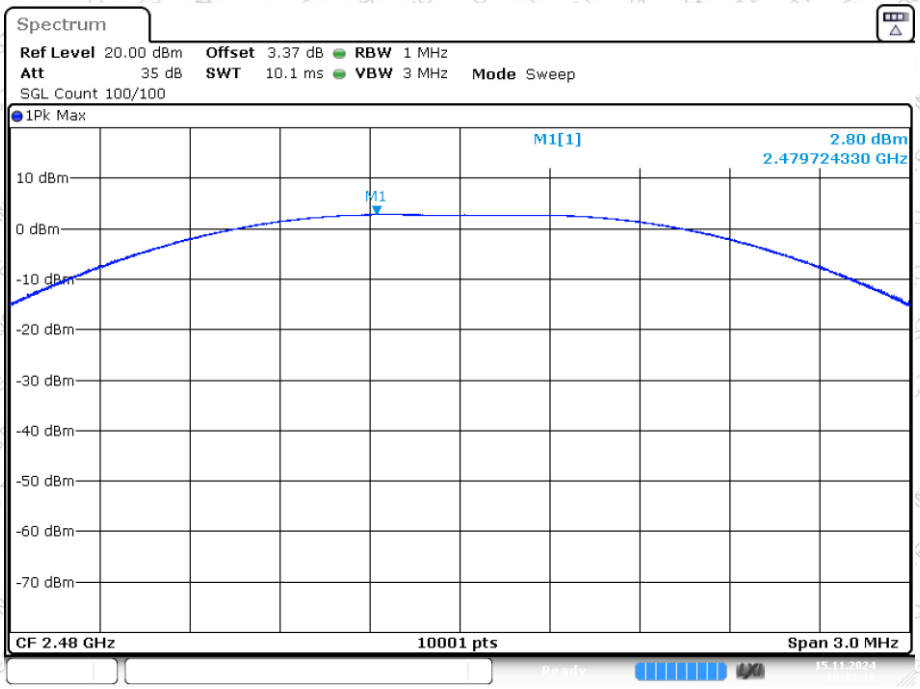

Date: 15.NOV.2024 10:12:16

Address: East of 1/F., Building E, Xinghong Science Park, No.111, Shuiku Road, Fenghuanggang, Xixiang Street, Bao'an District, Shenzhen, Guangdong, China
Tel: 0755-23008269 Fax: 0755-23726780 www.qctest.com.cn

Power NVNT BLE 2M 2402MHz Ant1

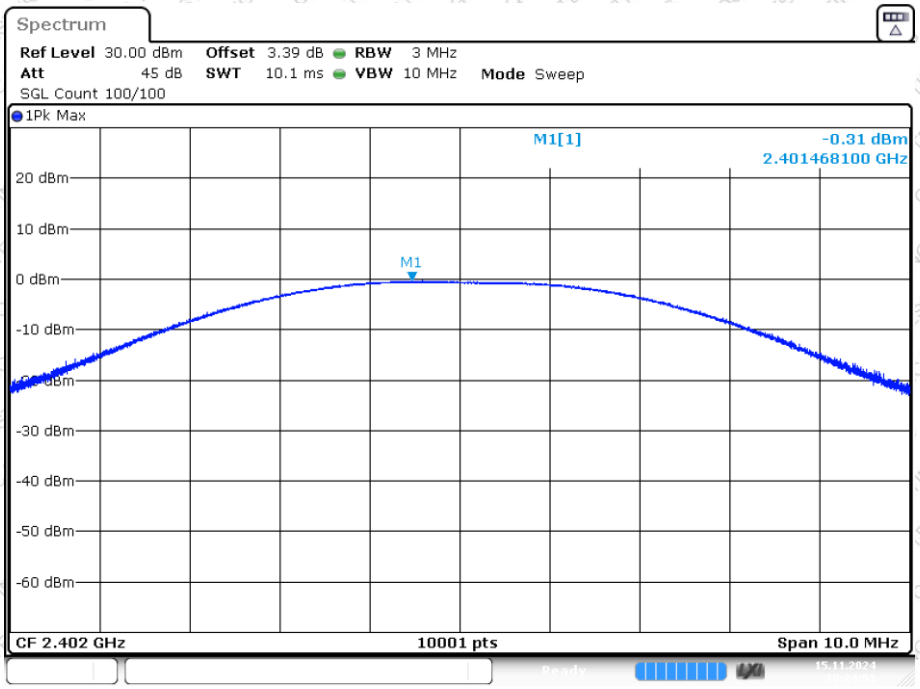

Date: 15.NOV.2024 10:24:53

Power NVNT BLE 2M 2440MHz Ant1

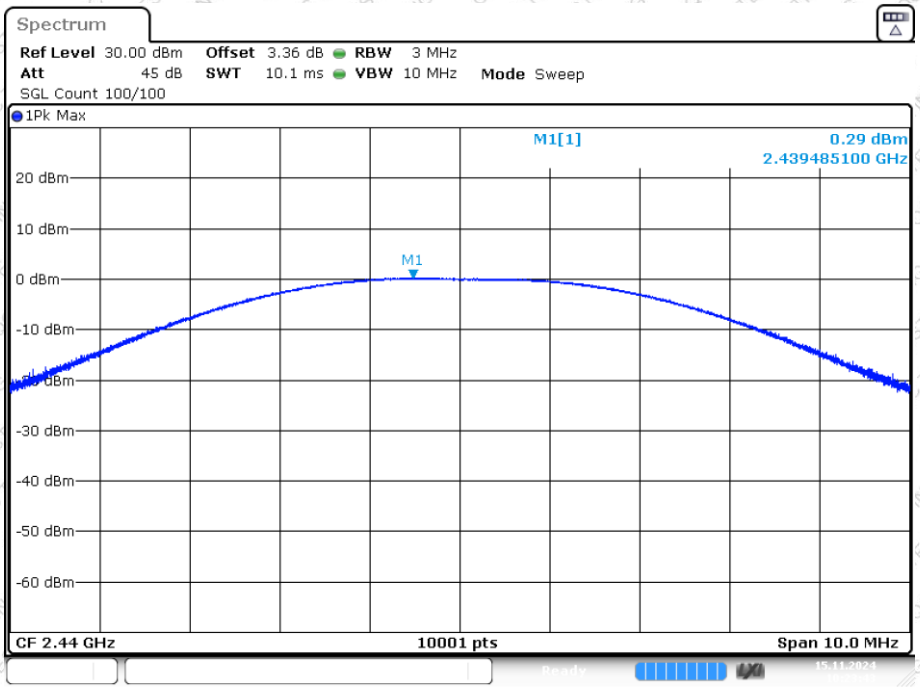

Date: 15.NOV.2024 10:23:43

Address: East of 1/F., Building E, Xinghong Science Park, No.111, Shuiku Road, Fenghuanggang, Xixiang Street, Bao'an District, Shenzhen, Guangdong, China
Tel: 0755-23008269 Fax: 0755-23726780 www.qctest.com.cn

Power NVNT BLE 2M 2480MHz Ant1

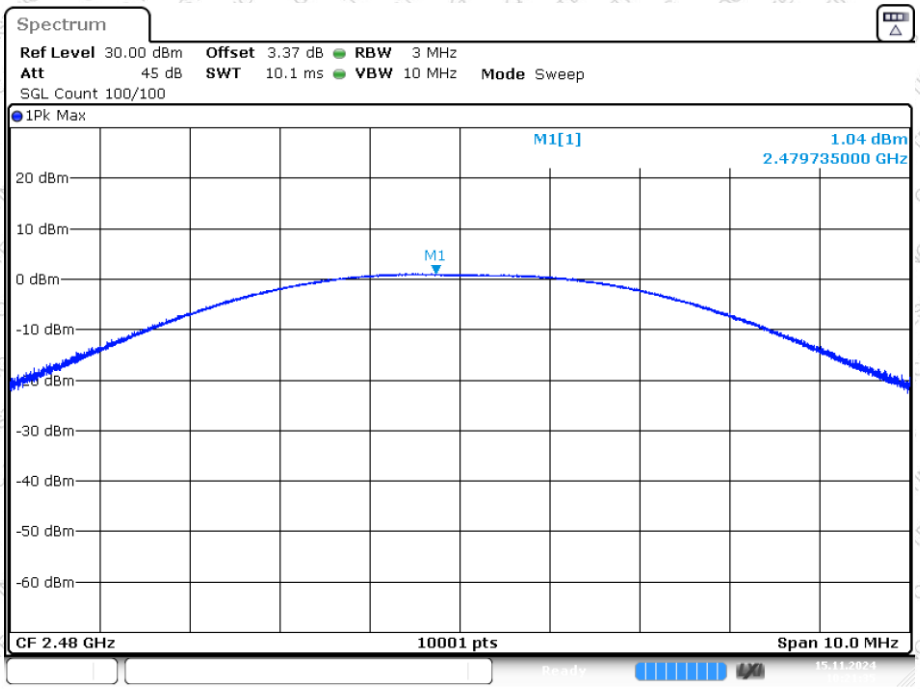

Date: 15.NOV.2024 10:21:35

Address: East of 1/F., Building E, Xinghong Science Park, No.111, Shuiku Road, Fenghuanggang, Xixiang Street, Bao'an District, Shenzhen, Guangdong, China
Tel: 0755-23008269 Fax: 0755-23726780 www.qctest.com.cn

6. Channel Bandwidth & 99% Occupied Bandwidth

6.1 Applicable Standard

FCC Part15 C Section 15.247 (a)(2)

6.2 Limit

The minimum 6 dB bandwidth shall be 500 kHz.

6.3 Test setup

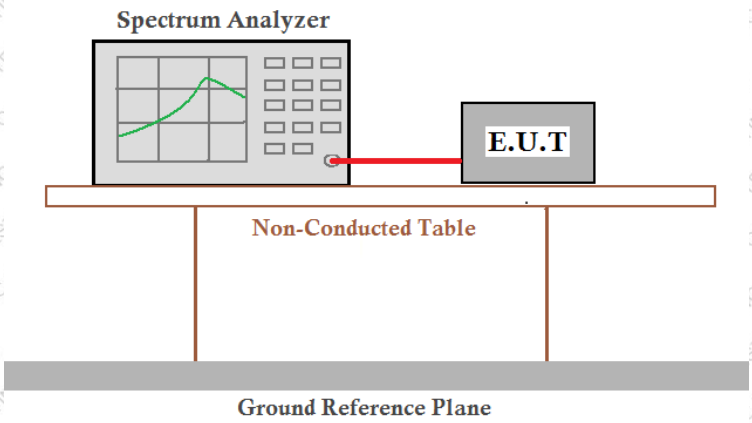

6.4 Test Procedure

The following conditions shall be observed for measuring the occupied bandwidth and x dB bandwidth:

• The transmitter shall be operated at its maximum carrier power measured under normal test conditions.

• The span of the spectrum analyzer shall be set large enough to capture all products of the modulation process, including the emission skirts, around the carrier frequency, but small enough to avoid having other emissions (e.g. on adjacent channels) within the span.

• The detector of the spectrum analyzer shall be set to “Sample”. However, a peak, or peak hold, may be used in place of the sampling detector since this usually produces a wider bandwidth than the actual bandwidth (worst-case measurement). Use of a peak hold (or “Max Hold”) may be necessary to determine the occupied / x dB bandwidth if the device is not transmitting continuously.

• The resolution bandwidth (RBW) shall be in the range of 1% to 5% of the actual occupied / x dB bandwidth and the video bandwidth (VBW) shall not be smaller than three times the RBW value. Video averaging is not permitted.

Note: It may be necessary to repeat the measurement a few times until the RBW and VBW are in compliance with the above requirement.

For the 99% emission bandwidth, the trace data points are recovered and directly summed in linear power level terms. The recovered amplitude data points, beginning at the lowest frequency, are placed in a running sum until 0.5% of the total is reached, and that frequency recorded. The process is repeated for the highest frequency data points (starting at the highest frequency, at the right side of the span, and going down in frequency). This frequency is then recorded. The difference between the two recorded frequencies is the occupied bandwidth (or the 99% emission bandwidth).

6.5 Test Data

Temperature	22.4 ℃	Humidity	50 %
ATM Pressure	101.1kPa	Antenna Gain	0.17dBi
Test by	LBi Li	Test result	PASS

Please refer to following table and plots.

Address: East of 1/F., Building E, Xinghong Science Park, No.111, Shuiku Road, Fenghuanggang, Xixiang Street, Bao'an District, Shenzhen, Guangdong, China
Tel: 0755-23008269 Fax: 0755-23726780 www.qctest.com.cn

DTS Bandwidth:

Modulation	CH No.	Frequency (MHz)	DTS Bandwidth (MHz)	Limit (MHz)	Verdict
BLE 1Mbps	Lowest	2402	0.661	0.5	PASS
	Middle	2440	0.652	0.5	PASS
	Highest	2480	0.664	0.5	PASS
BLE 2Mbps	Lowest	2402	1.094	0.5	PASS
	Middle	2440	1.123	0.5	PASS
	Highest	2480	1.127	0.5	PASS

99% Occupied Bandwidth:

Modulation	CH No.	Frequency (MHz)	99% Bandwidth (MHz)	Limit (MHz)	Verdict
BLE 1Mbps	Lowest	2402	1.022	---	PASS
	Middle	2440	1.016	---	PASS
	Highest	2480	1.024	---	PASS
BLE 2Mbps	Lowest	2402	2.043	---	PASS
	Middle	2440	2.034	---	PASS
	Highest	2480	2.023	---	PASS

Address: East of 1/F., Building E, Xinghong Science Park, No.111, Shuiku Road, Fenghuanggang, Xixiang Street, Bao'an District, Shenzhen, Guangdong, China
Tel: 0755-23008269 Fax: 0755-23726780 www.qctest.com.cn

DTS Bandwidth:

-6dB Bandwidth NVNT BLE 1M 2402MHz Ant1

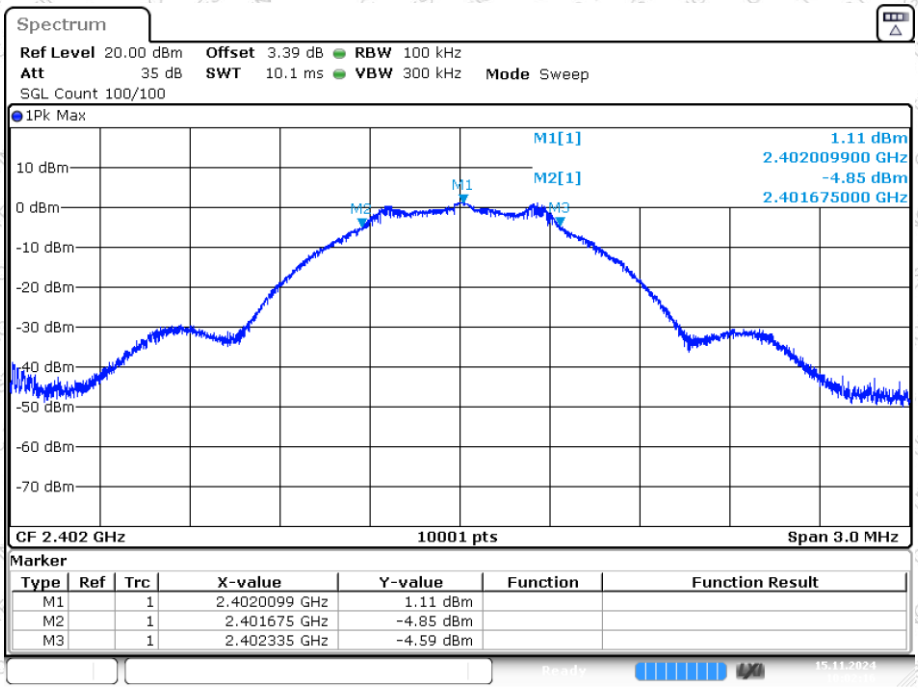

Date: 15.NOV.2024 10:02:16

-6dB Bandwidth NVNT BLE 1M 2440MHz Ant1

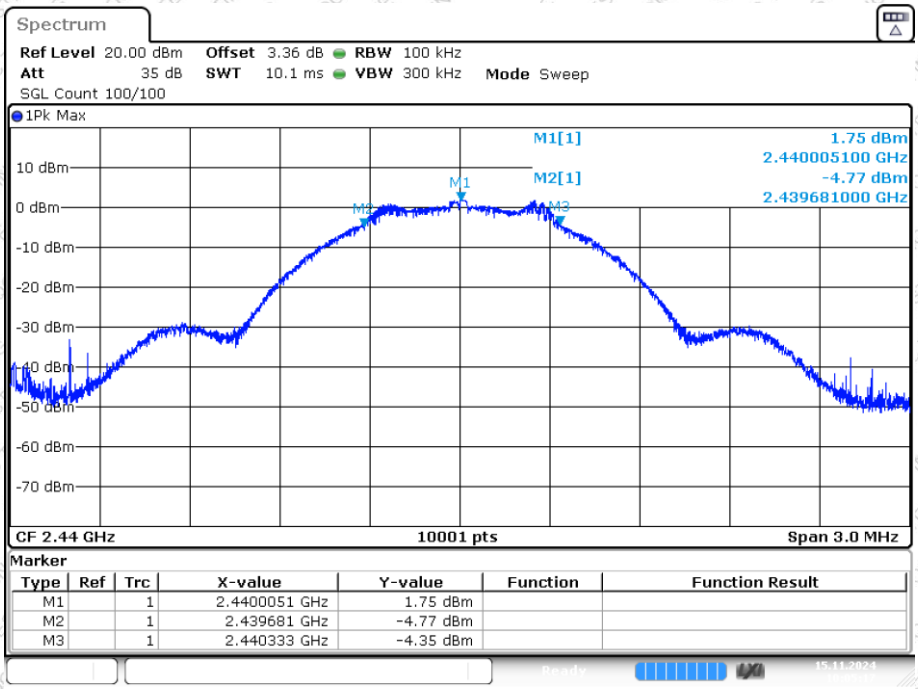

Date: 15.NOV.2024 10:05:18

Address: East of 1/F., Building E, Xinghong Science Park, No.111, Shuiku Road, Fenghuanggang, Xixiang Street, Bao'an District, Shenzhen, Guangdong, China
Tel: 0755-23008269 Fax: 0755-23726780 www.qctest.com.cn

-6dB Bandwidth NVNT BLE 1M 2480MHz Ant1

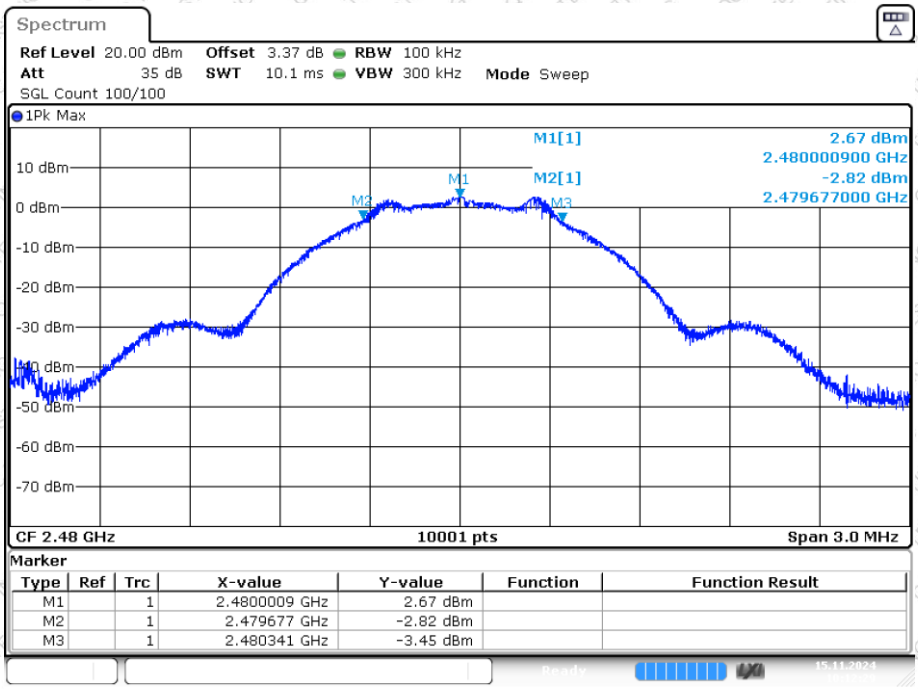

Date: 15.NOV.2024 10:12:29

-6dB Bandwidth NVNT BLE 2M 2402MHz Ant1

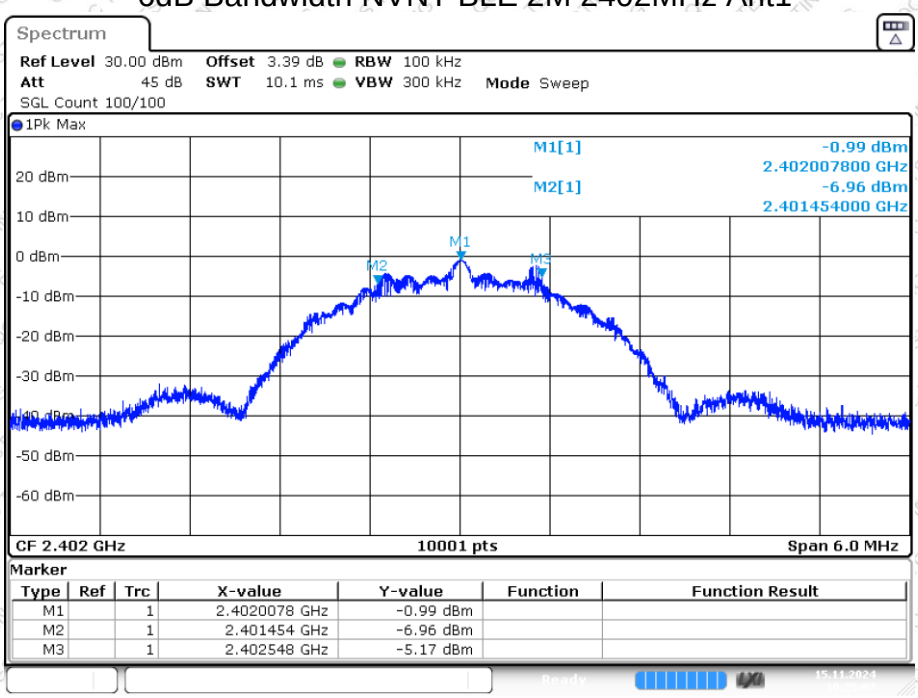

Date: 15.NOV.2024 10:25:07

Address: East of 1/F., Building E, Xinghong Science Park, No.111, Shuiku Road, Fenghuanggang, Xixiang Street, Bao'an District, Shenzhen, Guangdong, China
Tel: 0755-23008269 Fax: 0755-23726780 www.qctest.com.cn

-6dB Bandwidth NVNT BLE 2M 2440MHz Ant1

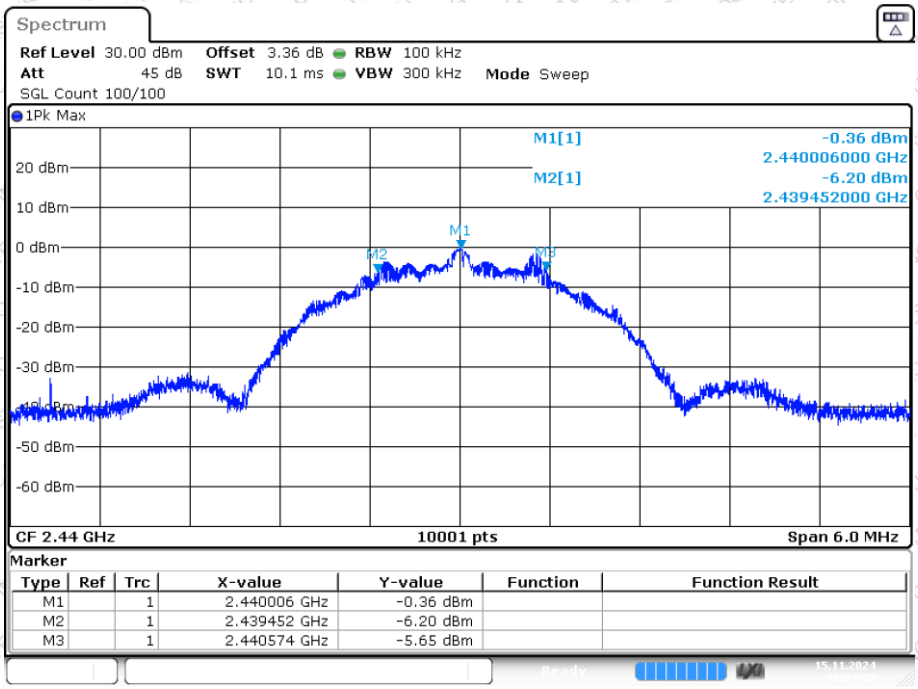

Date: 15.NOV.2024 10:23:57

-6dB Bandwidth NVNT BLE 2M 2480MHz Ant1

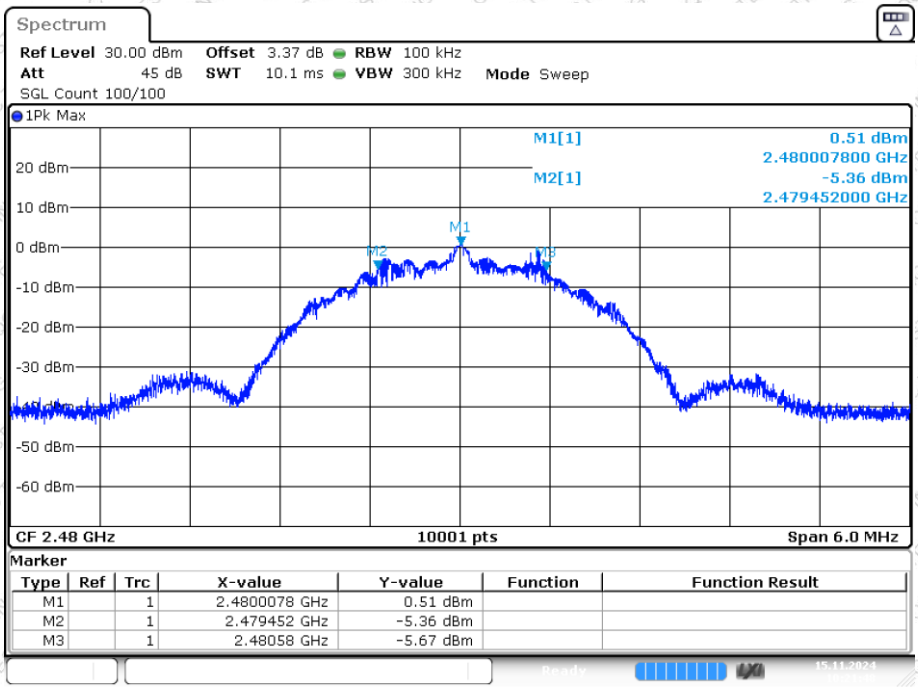

Date: 15.NOV.2024 10:21:48

Address: East of 1/F., Building E, Xinghong Science Park, No.111, Shuiku Road, Fenghuanggang, Xixiang Street, Bao'an District, Shenzhen, Guangdong, China
Tel: 0755-23008269 Fax: 0755-23726780 www.qctest.com.cn

99% Occupied Bandwidth:

OBW NVNT BLE 1M 2402MHz Ant1

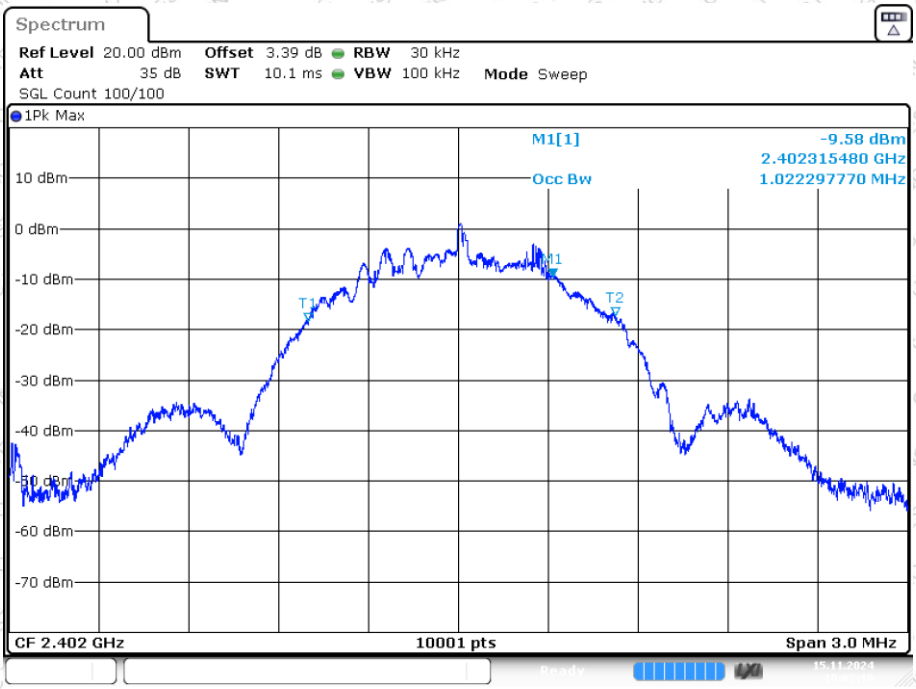

Date: 15.NOV.2024 10:02:10

OBW NVNT BLE 1M 2440MHz Ant1

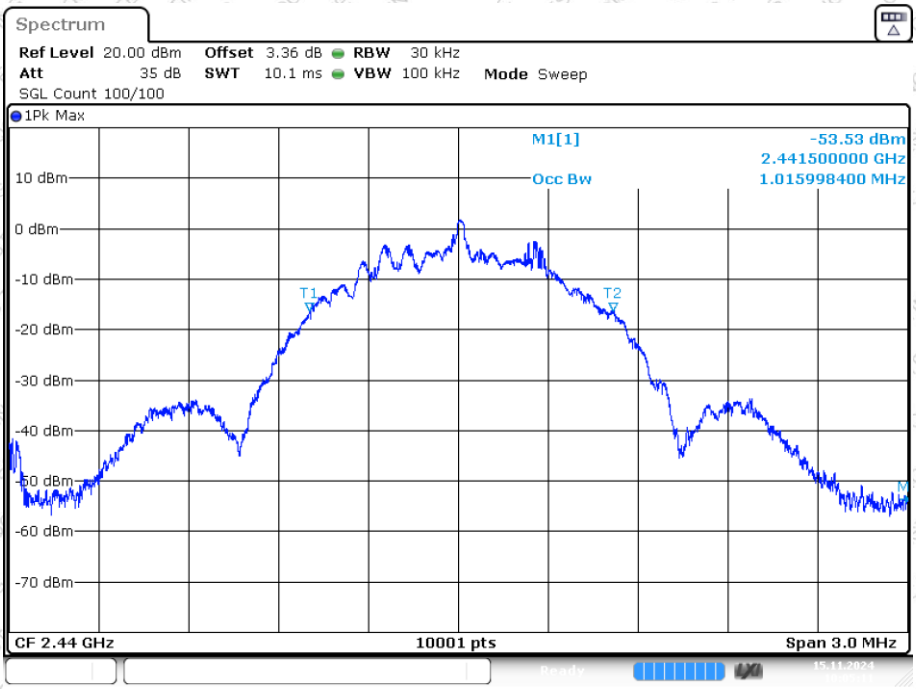

Date: 15.NOV.2024 10:05:11

Address: East of 1/F., Building E, Xinghong Science Park, No.111, Shuiku Road, Fenghuanggang, Xixiang Street, Bao'an District, Shenzhen, Guangdong, China
Tel: 0755-23008269 Fax: 0755-23726780 www.qctest.com.cn

OBW NVNT BLE 1M 2480MHz Ant1

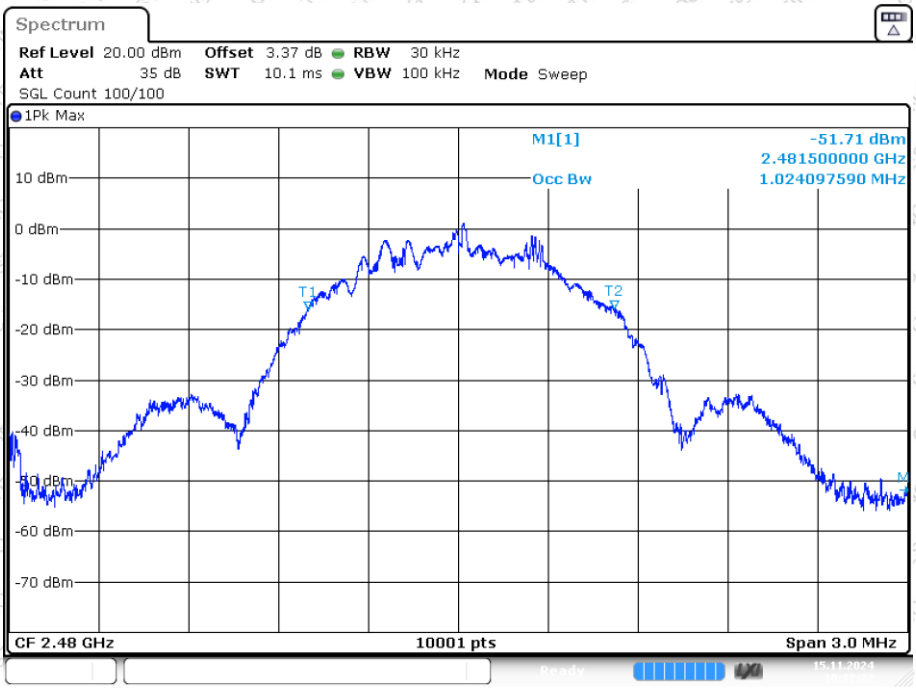

Date: 15.NOV.2024 10:12:23

OBW NVNT BLE 2M 2402MHz Ant1

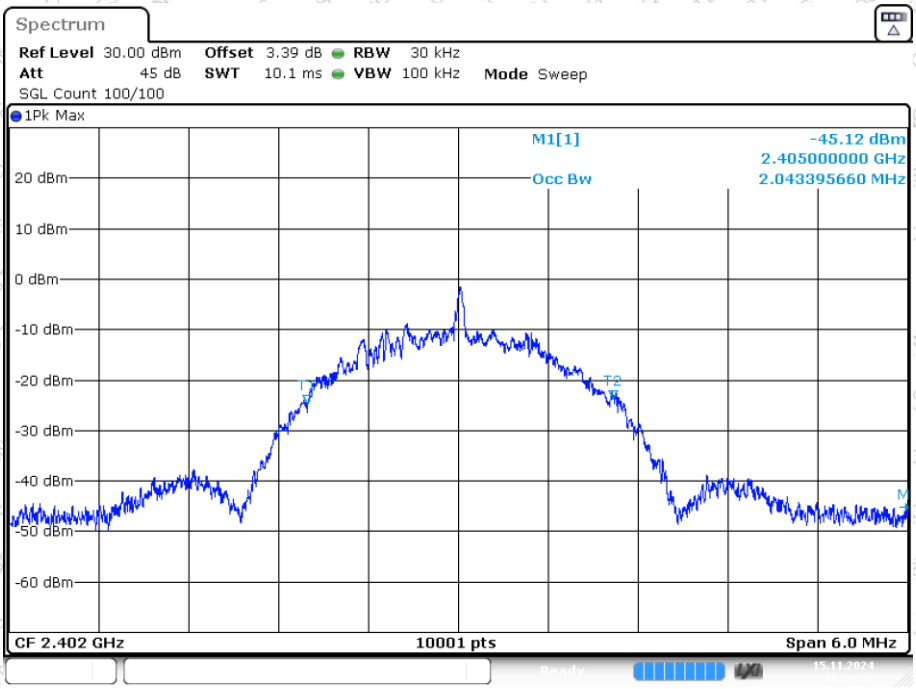

Date: 15.NOV.2024 10:25:00

Address: East of 1/F., Building E, Xinghong Science Park, No.111, Shuiku Road, Fenghuanggang, Xixiang Street, Bao'an District, Shenzhen, Guangdong, China
Tel: 0755-23008269 Fax: 0755-23726780 www.qctest.com.cn

OBW NVNT BLE 2M 2440MHz Ant1

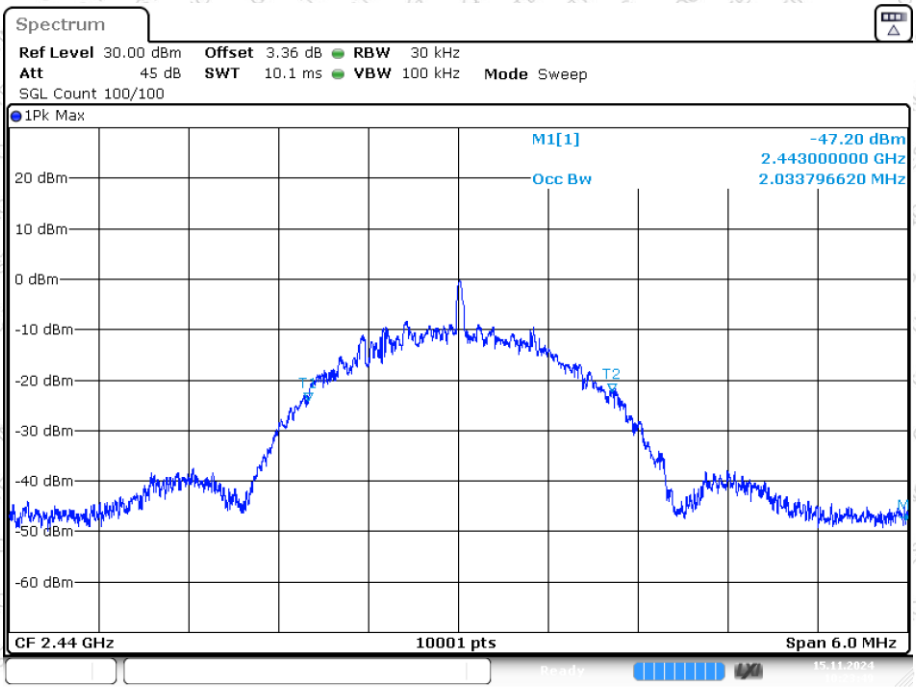

Date: 15.NOV.2024 10:23:50

OBW NVNT BLE 2M 2480MHz Ant1

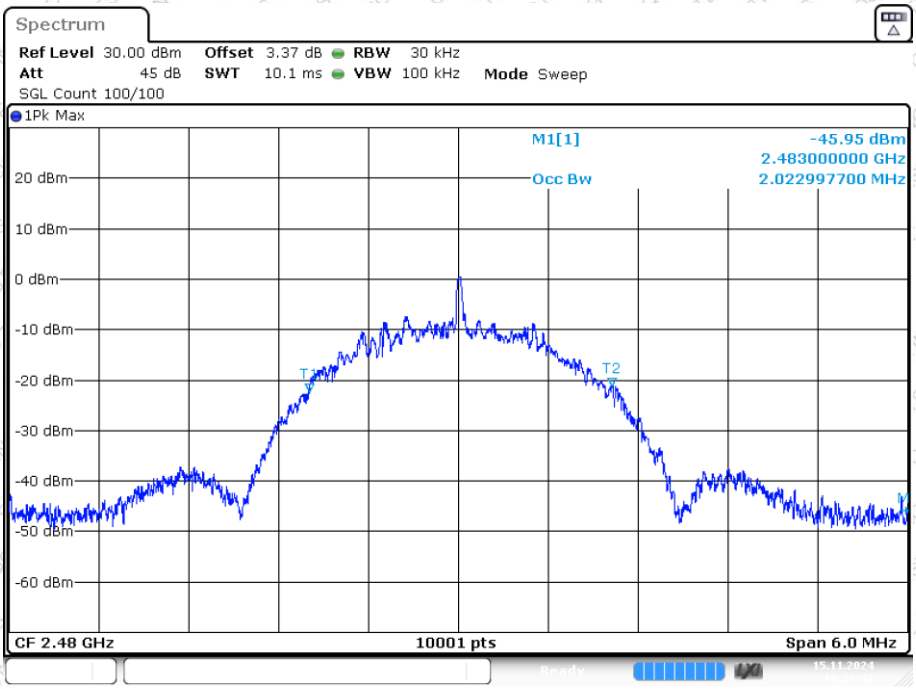

Date: 15.NOV.2024 10:21:41

Address: East of 1/F., Building E, Xinghong Science Park, No.111, Shuiku Road, Fenghuanggang, Xixiang Street, Bao'an District, Shenzhen, Guangdong, China
Tel: 0755-23008269 Fax: 0755-23726780 www.qctest.com.cn

7. Power Spectral Density

7.1 Applicable Standard

FCC Part15 C Section 15.247 (e)

7.2 Limit

For digitally modulated systems, the power spectral density conducted from the intentional radiator to the antenna shall not be greater than 8 dBm in any 3 kHz band during any time interval of continuous transmission. This power spectral density shall be determined in accordance with the provisions of paragraph (b) of this section. The same method of determining the conducted output power shall be used to determine the power spectral density.

7.3 Test setup

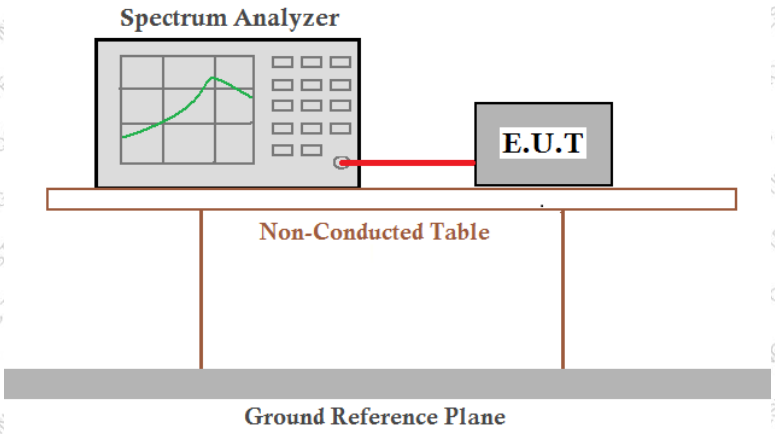

7.4 Test Procedure

Refer to KDB558074 D01 15.247 Meas Guidance v05r02

7.5 Test Data

Temperature	22.4 ℃	Humidity	50 %
ATM Pressure	101.1kPa	Antenna Gain	0.17dBi
Test by	LBi Li	Test result	PASS

Please refer to following table and plots.

Modulation	Test channel	Power Spectral Density (dBm/3kHz)	Limit(dBm/3kHz)	Result
BLE 1Mbps	Lowest	-9.14	8.00	Pass
	Middle	-8.57		
	Highest	-7.65		
BLE 2Mbps	Lowest	-12.01	8.00	Pass
	Middle	-11.6		
	Highest	-9.14		

Address: East of 1/F., Building E, Xinghong Science Park, No.111, Shuiku Road, Fenghuanggang, Xixiang Street, Bao'an District, Shenzhen, Guangdong, China
Tel: 0755-23008269 Fax: 0755-23726780 www.qctest.com.cn

PSD NVNT BLE 1M 2402MHz Ant1

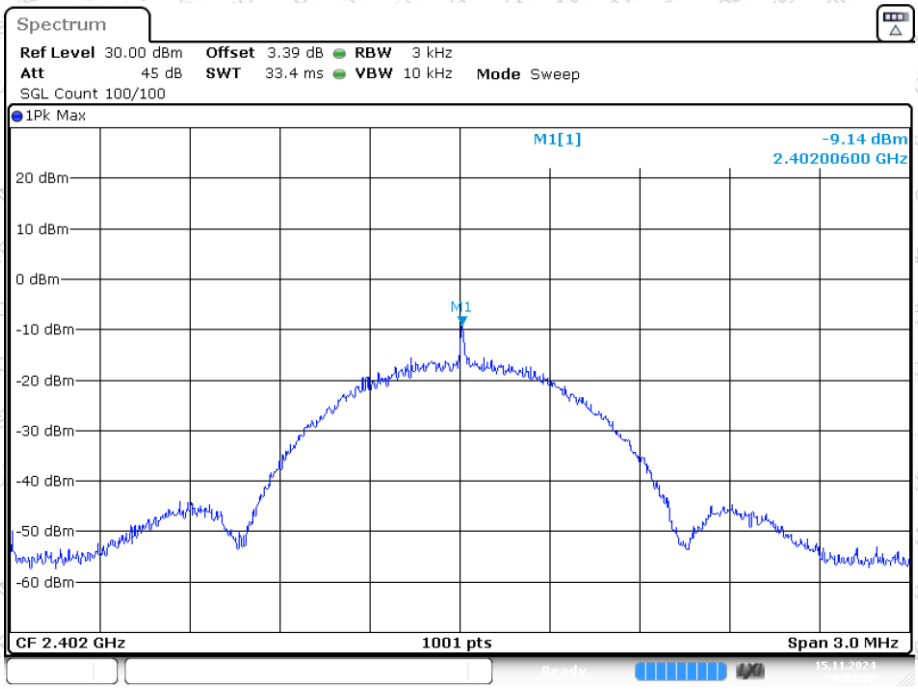

Date: 15.NOV.2024 10:02:26

PSD NVNT BLE 1M 2440MHz Ant1

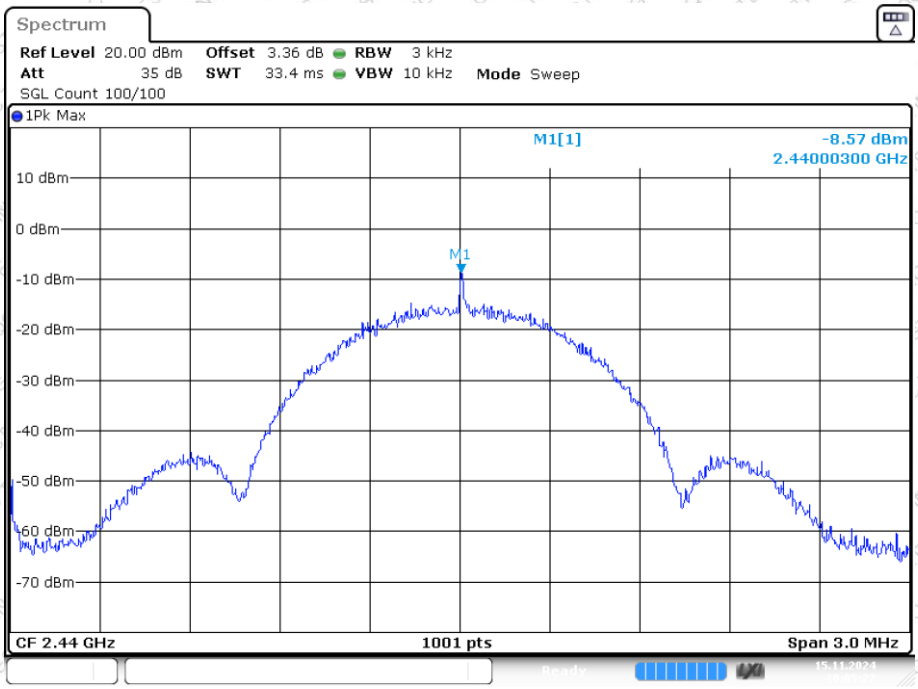

Date: 15.NOV.2024 10:05:28

Address: East of 1/F., Building E, Xinghong Science Park, No.111, Shuiku Road, Fenghuanggang, Xixiang Street, Bao'an District, Shenzhen, Guangdong, China
Tel: 0755-23008269 Fax: 0755-23726780 www.qctest.com.cn

PSD NVNT BLE 1M 2480MHz Ant1

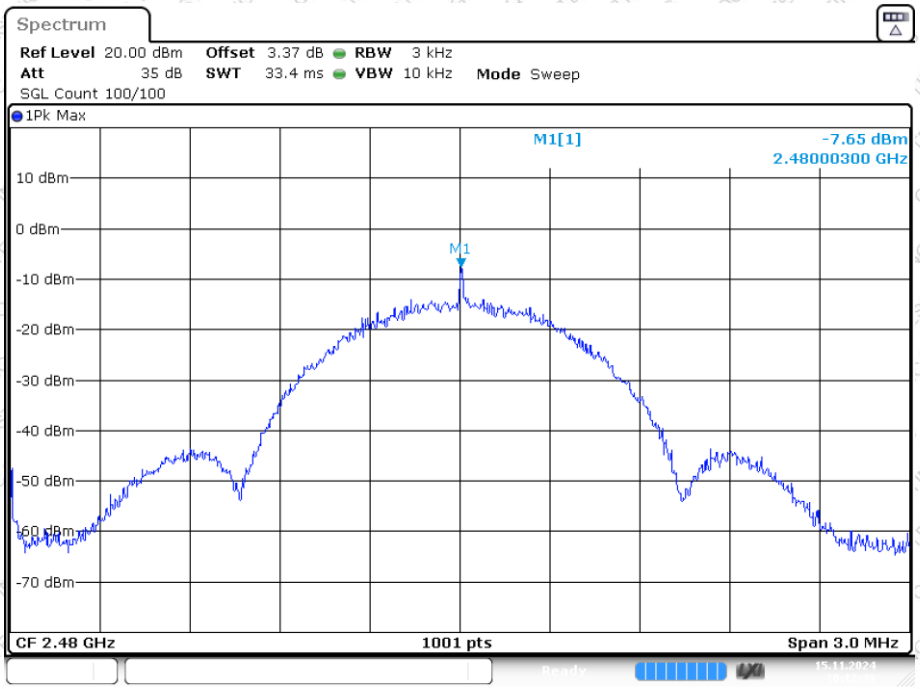

Date: 15.NOV.2024 10:12:40

PSD NVNT BLE 2M 2402MHz Ant1

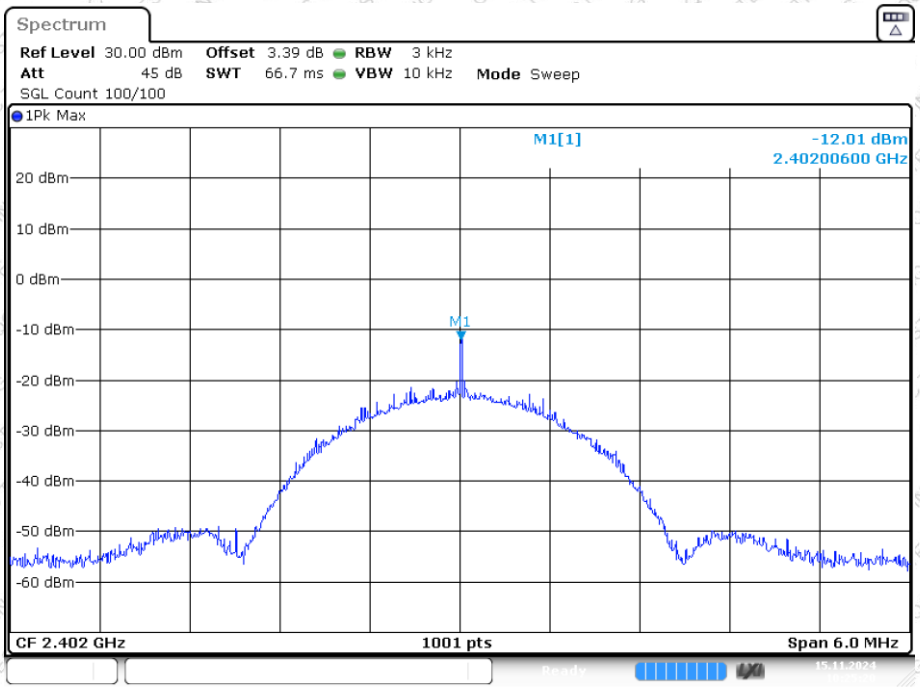

Date: 15.NOV.2024 10:25:20

Address: East of 1/F., Building E, Xinghong Science Park, No.111, Shuiku Road, Fenghuanggang, Xixiang Street, Bao'an District, Shenzhen, Guangdong, China
Tel: 0755-23008269 Fax: 0755-23726780 www.qctest.com.cn

PSD NVNT BLE 2M 2440MHz Ant1

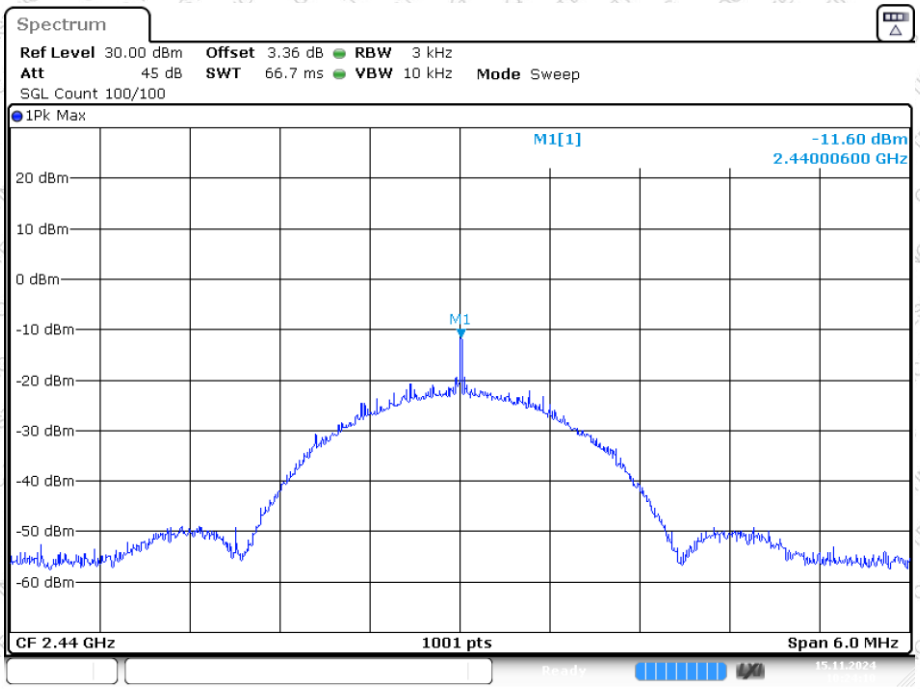

Date: 15.NOV.2024 10:24:10

PSD NVNT BLE 2M 2480MHz Ant1

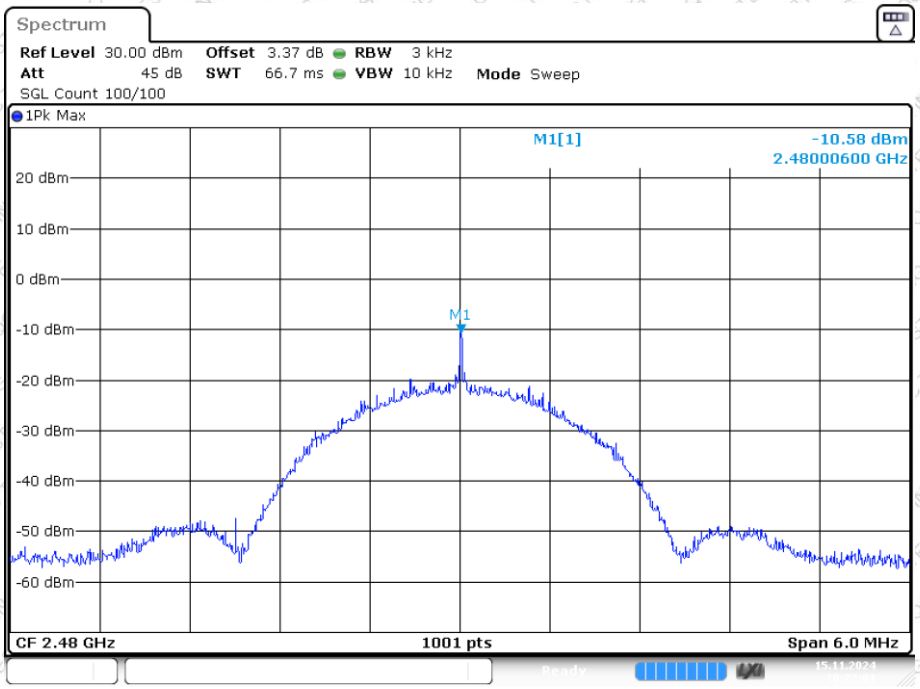

Date: 15.NOV.2024 10:22:01

Address: East of 1/F., Building E, Xinghong Science Park, No.111, Shuiku Road, Fenghuanggang, Xixiang Street, Bao'an District, Shenzhen, Guangdong, China
Tel: 0755-23008269 Fax: 0755-23726780 www.qctest.com.cn

8. Spurious Emission in Non-restricted & restricted Bands

8.1 Conducted Emission Method

8.1.1 Applicable Standard

FCC Part15 C Section 15.247 (d)

8.1.2 Limit

In any 100 kHz bandwidth outside the frequency band in which the spread spectrum intentional radiator is operating, the radio frequency power that is produced by the intentional radiator shall be at least 20 dB below that in the 100 kHz bandwidth within the band that contains the highest level of the desired power, based on either an RF conducted or a radiated measurement.

8.1.3 Test setup

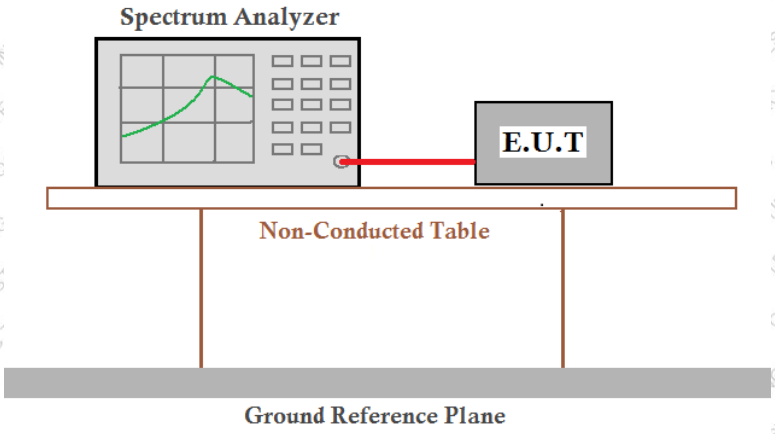

8.1.4 Test Procedure

- Check the calibration of the measuring instrument using either an internal calibrator or a known signal from an external generator.
- Position the EUT without connection to measurement instrument. Turn on the EUT and connect its antenna terminal to measurement instrument via a low loss cable. Then set it to any one measured frequency within its operating range, and make sure the instrument is operated in its linear range.
- Set RBW to 100 kHz and VBW of spectrum analyzer to 300 kHz with a convenient frequency span including 100 kHz bandwidth from band edge.
- Measure the highest amplitude appearing on spectral display and set it as a reference level. Plot the graph with marking the highest point and edge frequency.
- Repeat above procedures until all measured frequencies were complete.

8.1.5 Test Data

Temperature	22.4 ℃	Humidity	50 %
ATM Pressure	101.1kPa	Antenna Gain	0.17dBi
Test by	LBi Li	Test result	PASS

Please refer to following plots.

Address: East of 1/F., Building E, Xinghong Science Park, No.111, Shuiku Road, Fenghuanggang, Xixiang Street, Bao'an District, Shenzhen, Guangdong, China
Tel: 0755-23008269 Fax: 0755-23726780 www.qctest.com.cn

Band Edge:

Modulation	Frequency (MHz)	Antenna	Max Value (dBc)	Limit (dBc)	Verdict
BLE 1Mbps	Lowest	2402	-47.53	-20	Pass
	Highest	2480	-49.05	-20	Pass
BLE 2Mbps	Lowest	2402	-35.79	-20	Pass
	Highest	2480	-38.23	-20	Pass

Address: East of 1/F., Building E, Xinghong Science Park, No.111, Shuiku Road, Fenghuanggang, Xixiang Street, Bao'an District, Shenzhen, Guangdong, China
Tel: 0755-23008269 Fax: 0755-23726780 www.qctest.com.cn

Band Edge NVNT BLE 1Mbps 2402MHz Ant1 Ref

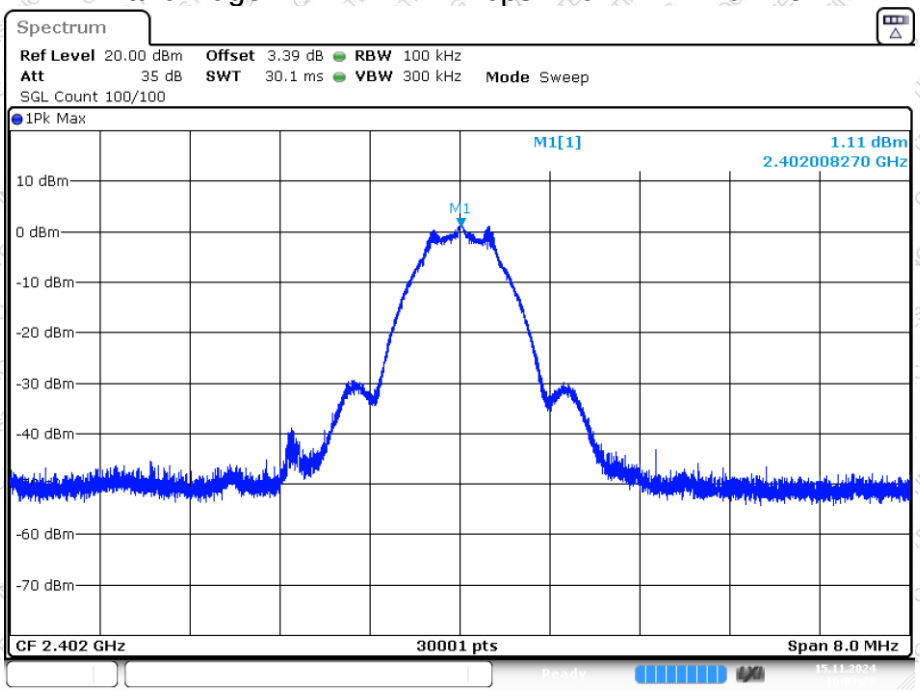

Date: 15.NOV.2024 10:03:28

Band Edge NVNT BLE 1Mbps 2402MHz Ant1 Emission

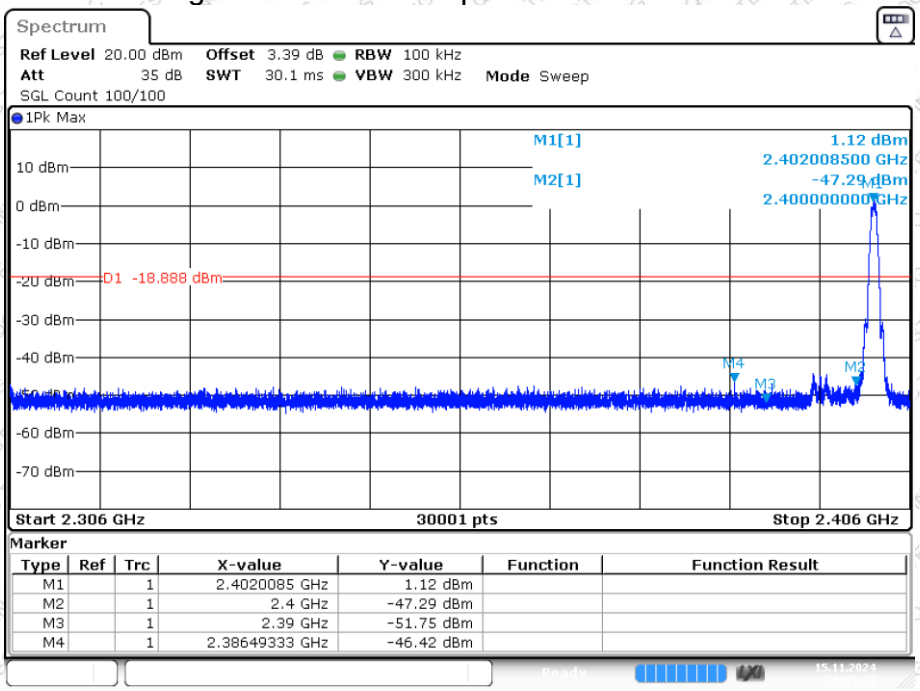

Marker

Type	Ref	Trc	X-value	Y-value	Function	Function Result
M1		1	2.4020085 GHz	1.12 dBm		
M2		1	2.4 GHz	-47.29 dBm		
M3		1	2.39 GHz	-51.75 dBm		
M4		1	2.38649333 GHz	-46.42 dBm		

Date: 15.NOV.2024 10:03:34

Address: East of 1/F., Building E, Xinghong Science Park, No.111, Shuiku Road, Fenghuanggang, Xixiang Street, Bao'an District, Shenzhen, Guangdong, China
Tel: 0755-23008269 Fax: 0755-23726780 www.qctest.com.cn

Band Edge NVNT BLE 1Mbps 2480MHz Ant1 Ref

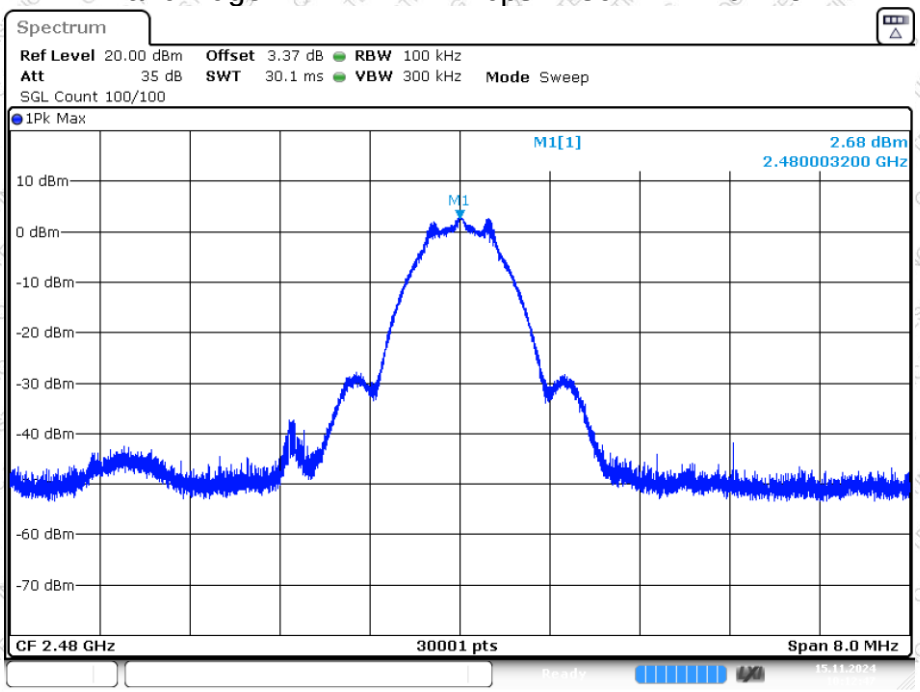

Date: 15.NOV.2024 10:12:47

Band Edge NVNT BLE 1Mbps 2480MHz Ant1 Emission

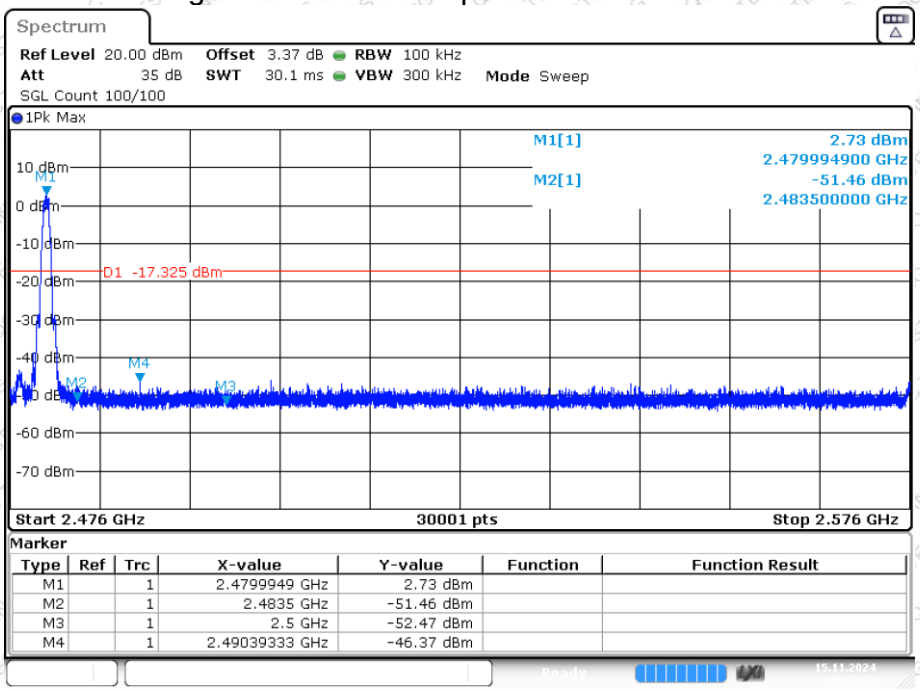

Marker

Type	Ref	Trc	X-value	Y-value	Function	Function Result
M1		1	2.4799949 GHz	2.73 dBm		
M2		1	2.4835 GHz	-51.46 dBm		
M3		1	2.5 GHz	-52.47 dBm		
M4		1	2.49039333 GHz	-46.37 dBm		

Date: 15.NOV.2024 10:12:53

Address: East of 1/F., Building E, Xinghong Science Park, No.111, Shuiku Road, Fenghuanggang, Xixiang Street, Bao'an District, Shenzhen, Guangdong, China
Tel: 0755-23008269 Fax: 0755-23726780 www.qctest.com.cn

Band Edge NVNT BLE 2Mbps 2402MHz Ant1 Ref

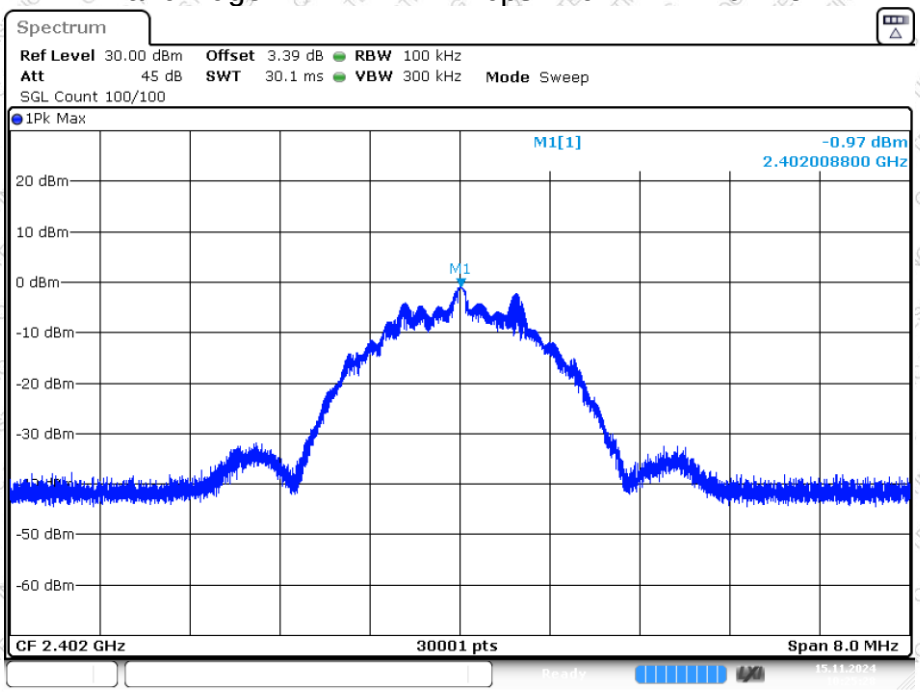

Date: 15.NOV.2024 10:25:28

Band Edge NVNT BLE 2Mbps 2402MHz Ant1 Emission

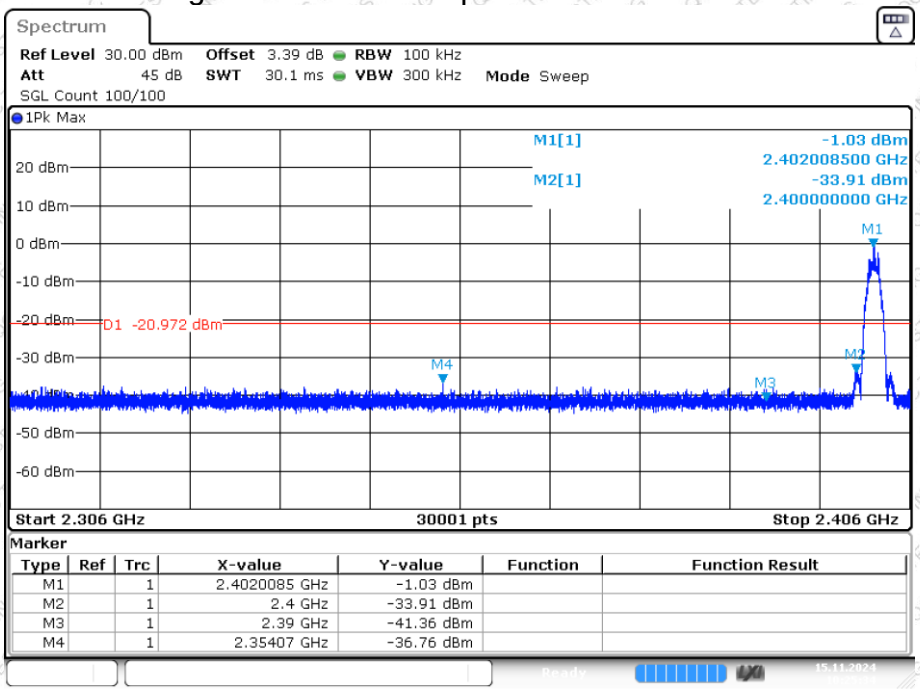

Marker

Type	Ref	Trc	X-value	Y-value	Function	Function Result
M1		1	2.4020085 GHz	-1.03 dBm		
M2		1	2.4 GHz	-33.91 dBm		
M3		1	2.39 GHz	-41.36 dBm		
M4		1	2.35407 GHz	-36.76 dBm		

Date: 15.NOV.2024 10:25:34

Address: East of 1/F., Building E, Xinghong Science Park, No.111, Shuiku Road, Fenghuanggang, Xixiang Street, Bao'an District, Shenzhen, Guangdong, China
Tel: 0755-23008269 Fax: 0755-23726780 www.qctest.com.cn

Band Edge NVNT BLE 2Mbps 2480MHz Ant1 Ref

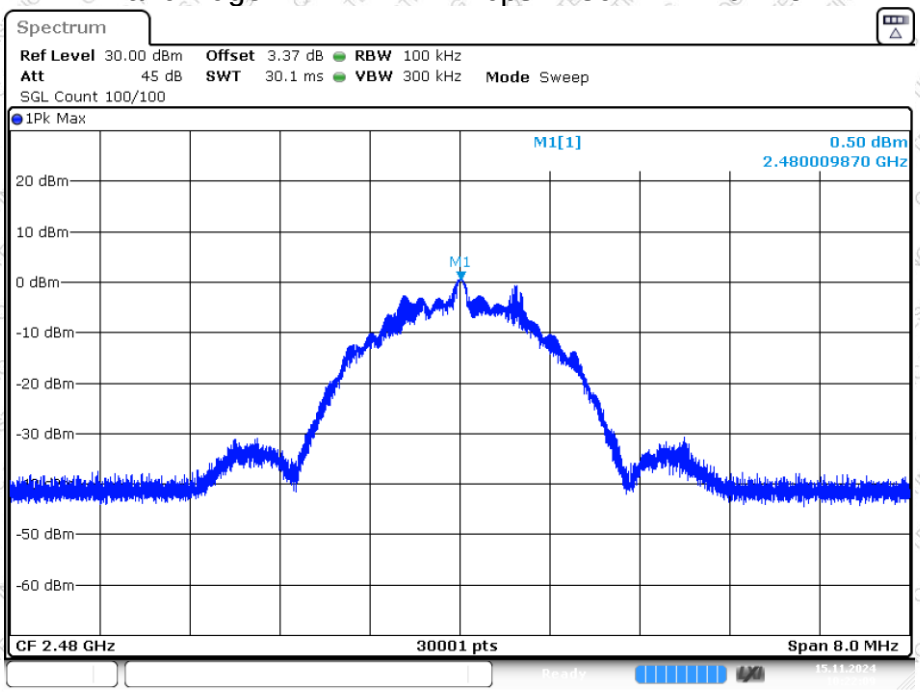

Date: 15.NOV.2024 10:22:09

Band Edge NVNT BLE 2Mbps 2480MHz Ant1 Emission

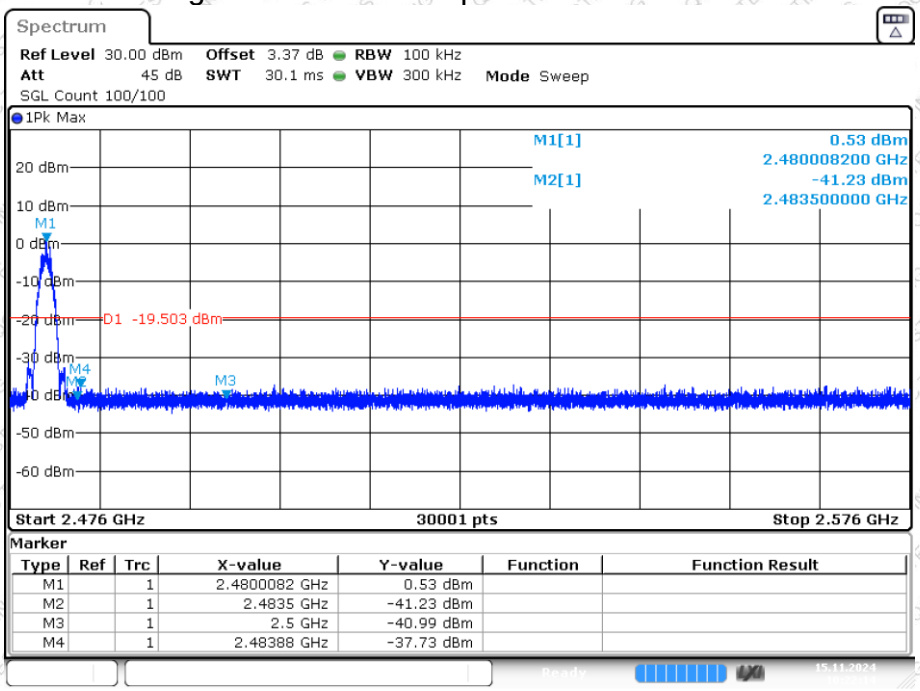

Marker

Type	Ref	Trc	X-value	Y-value	Function	Function Result
M1		1	2.4800082 GHz	0.53 dBm		
M2		1	2.4835 GHz	-41.23 dBm		
M3		1	2.5 GHz	-40.99 dBm		
M4		1	2.48388 GHz	-37.73 dBm		

Date: 15.NOV.2024 10:22:15

Address: East of 1/F., Building E, Xinghong Science Park, No.111, Shuiku Road, Fenghuanggang, Xixiang Street, Bao'an District, Shenzhen, Guangdong, China
Tel: 0755-23008269 Fax: 0755-23726780 www.qctest.com.cn

Conducted RF Spurious Emission:

Modulation	Frequency (MHz)	Antenna	Max Value (dBc)	Limit (dBc)	Verdict
BLE 1Mbps	Lowest	2402	-35.51	-20	Pass
	Middle	2440	-38.24	-20	Pass
	Highest	2480	-40.84	-20	Pass
BLE 2Mbps	Lowest	2402	-28.93	-20	Pass
	Middle	2440	-30.44	-20	Pass
	Highest	2480	-35.51	-20	Pass

Address: East of 1/F., Building E, Xinghong Science Park, No.111, Shuiku Road, Fenghuanggang, Xixiang Street, Bao'an District, Shenzhen, Guangdong, China
Tel: 0755-23008269 Fax: 0755-23726780 www.qctest.com.cn

Tx. Spurious NVNT BLE 1Mbps 2402MHz Ant1 Ref

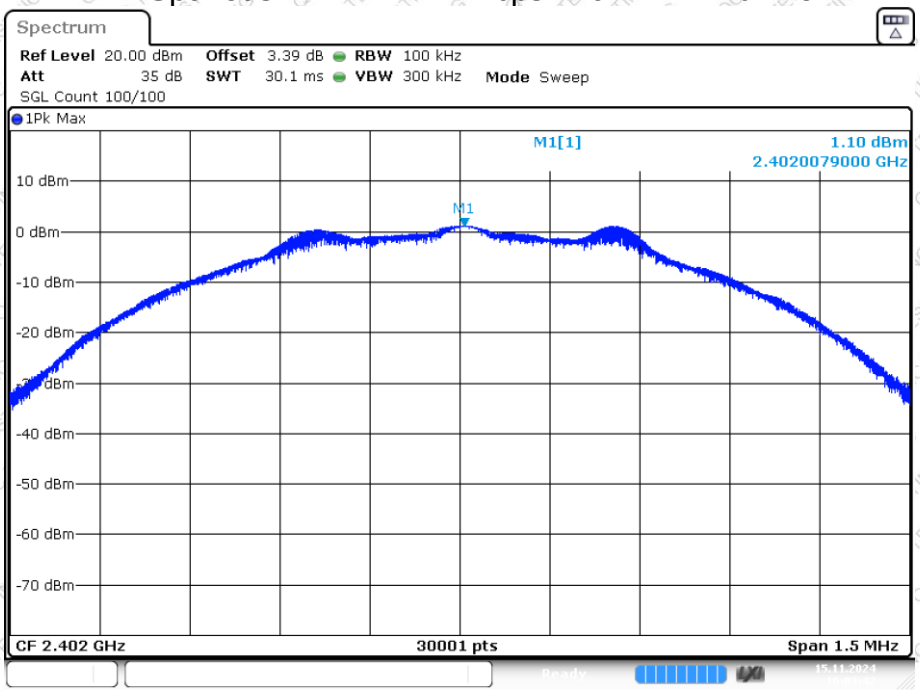

Date: 15.NOV.2024 10:03:42

Tx. Spurious NVNT BLE 1Mbps 2402MHz Ant1 Emission

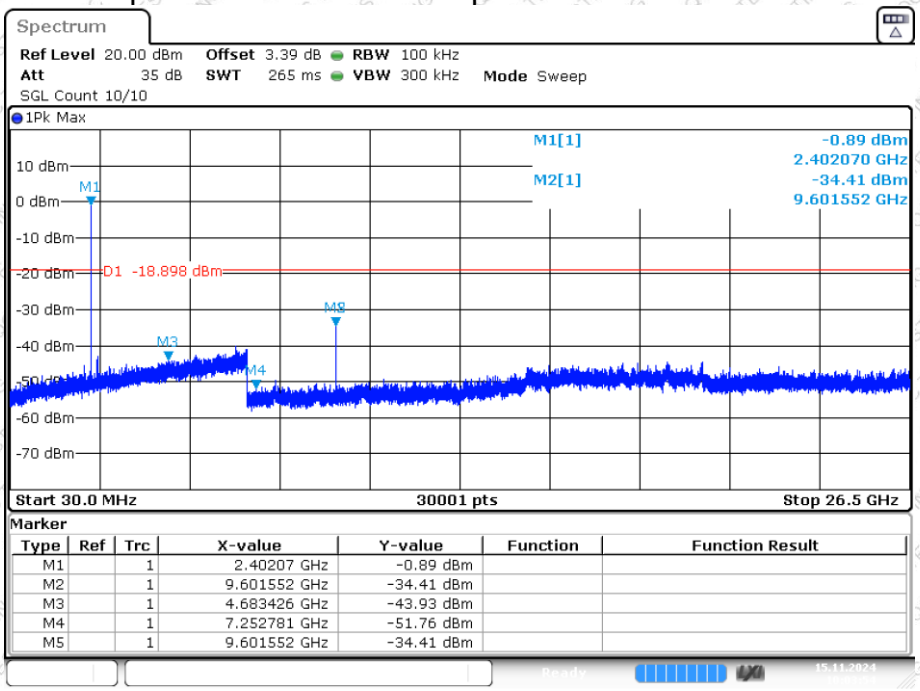

Marker

Type	Ref	Trc	X-value	Y-value	Function	Function Result
M1		1	2.40207 GHz	-0.89 dBm		
M2		1	9.601552 GHz	-34.41 dBm		
M3		1	4.683426 GHz	-43.93 dBm		
M4		1	7.252781 GHz	-51.76 dBm		
M5		1	9.601552 GHz	-34.41 dBm		

Date: 15.NOV.2024 10:03:55

Address: East of 1/F., Building E, Xinghong Science Park, No.111, Shuiku Road, Fenghuanggang, Xixiang Street, Bao'an District, Shenzhen, Guangdong, China
Tel: 0755-23008269 Fax: 0755-23726780 www.qctest.com.cn

Tx. Spurious NVNT BLE 1Mbps 2440MHz Ant1 Ref

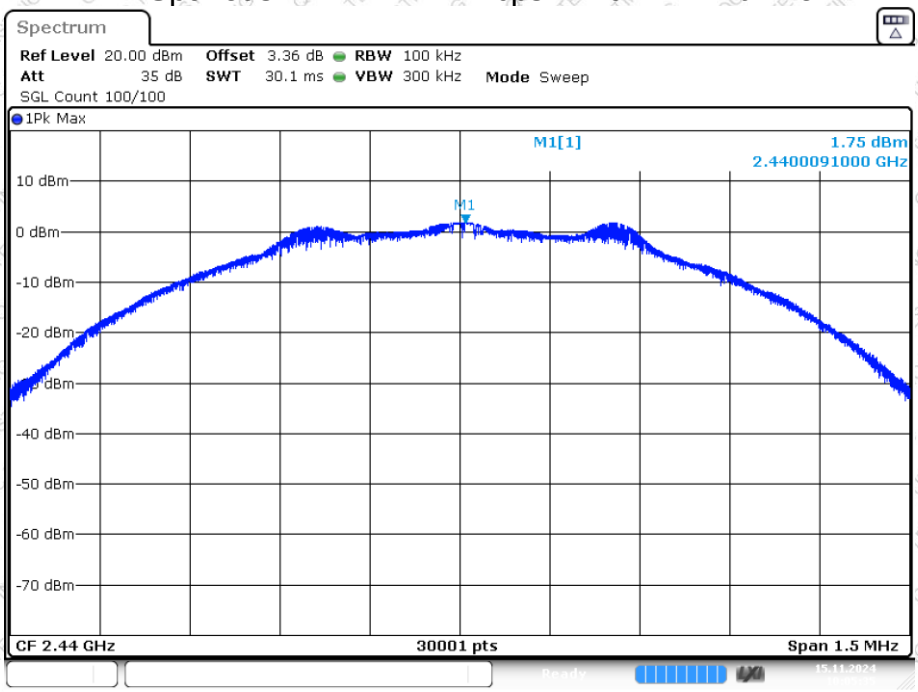

Date: 15.NOV.2024 10:05:36

Tx. Spurious NVNT BLE 1Mbps 2440MHz Ant1 Emission

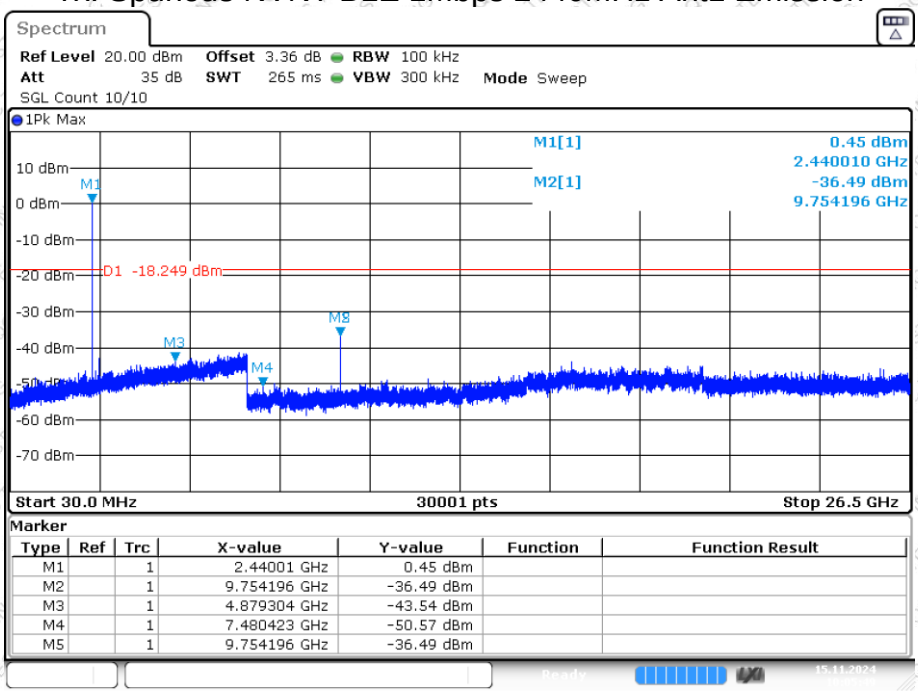

Marker

Type	Ref	Trc	X-value	Y-value	Function	Function Result
M1		1	2.44001 GHz	0.45 dBm		
M2		1	9.754196 GHz	-36.49 dBm		
M3		1	4.879304 GHz	-43.54 dBm		
M4		1	7.480423 GHz	-50.57 dBm		
M5		1	9.754196 GHz	-36.49 dBm		

Date: 15.NOV.2024 10:05:49

Address: East of 1/F., Building E, Xinghong Science Park, No.111, Shuiku Road, Fenghuanggang, Xixiang Street, Bao'an District, Shenzhen, Guangdong, China
Tel: 0755-23008269 Fax: 0755-23726780 www.qctest.com.cn

Tx. Spurious NVNT BLE 1Mbps 2480MHz Ant1 Ref

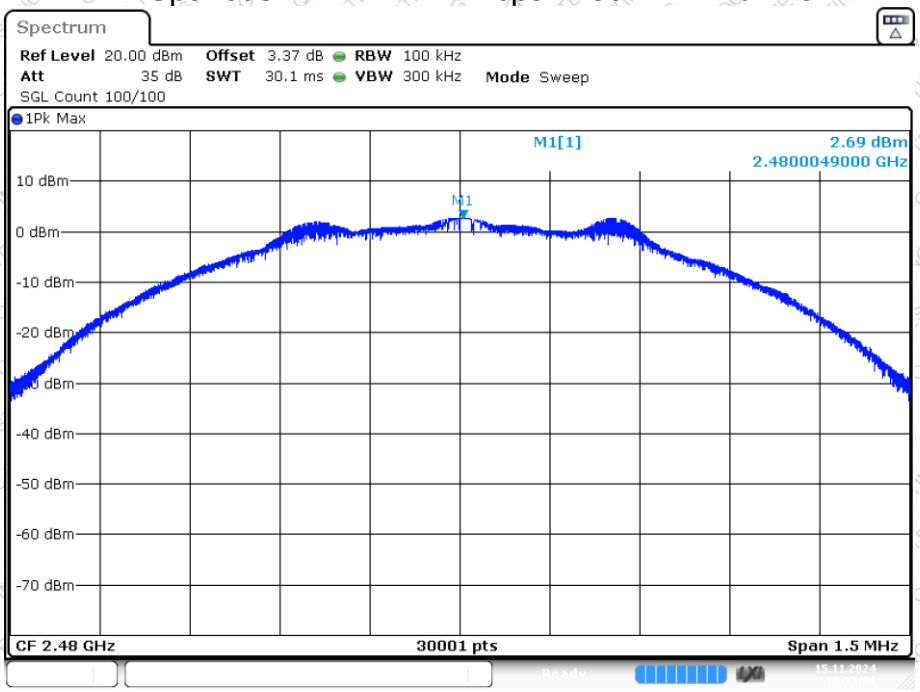

Date: 15.NOV.2024 10:13:01

Tx. Spurious NVNT BLE 1Mbps 2480MHz Ant1 Emission

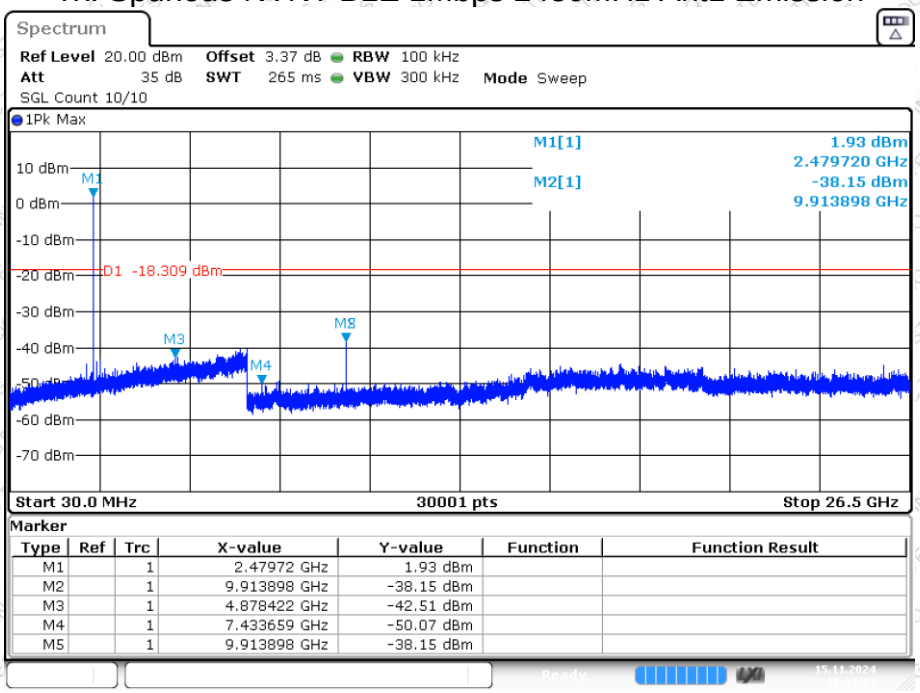

Marker

Type	Ref	Trc	X-value	Y-value	Function	Function Result
M1		1	2.47972 GHz	1.93 dBm		
M2		1	9.913898 GHz	-38.15 dBm		
M3		1	4.878422 GHz	-42.51 dBm		
M4		1	7.433659 GHz	-50.07 dBm		
M5		1	9.913898 GHz	-38.15 dBm		

Date: 15.NOV.2024 10:13:14

Address: East of 1/F., Building E, Xinghong Science Park, No.111, Shuiku Road, Fenghuanggang, Xixiang Street, Bao'an District, Shenzhen, Guangdong, China
Tel: 0755-23008269 Fax: 0755-23726780 www.qctest.com.cn

Tx. Spurious NVNT BLE 2Mbps 2402MHz Ant1 Ref

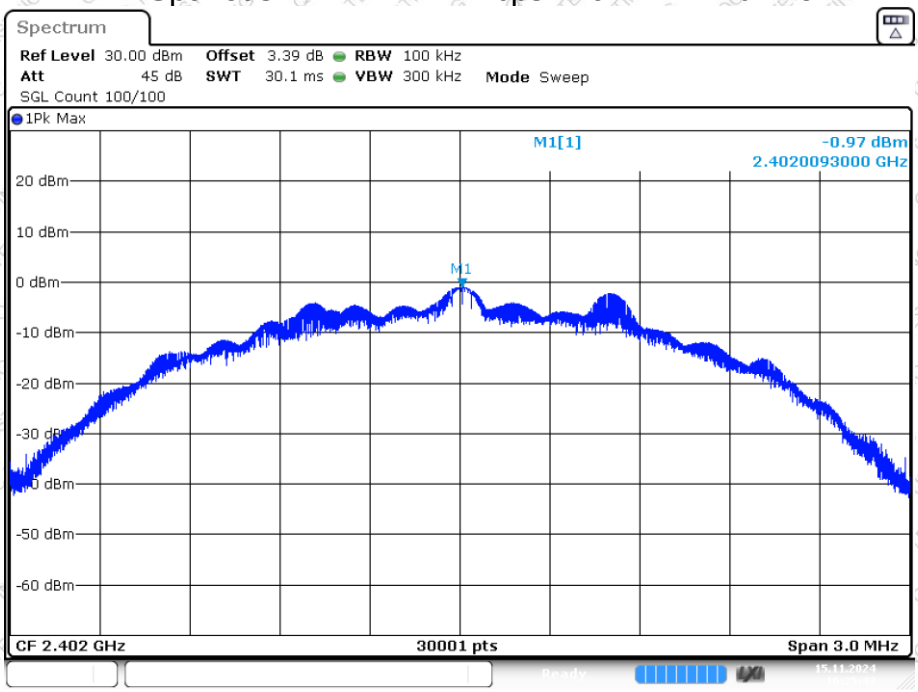

Date: 15.NOV.2024 10:25:43

Tx. Spurious NVNT BLE 2Mbps 2402MHz Ant1 Emission

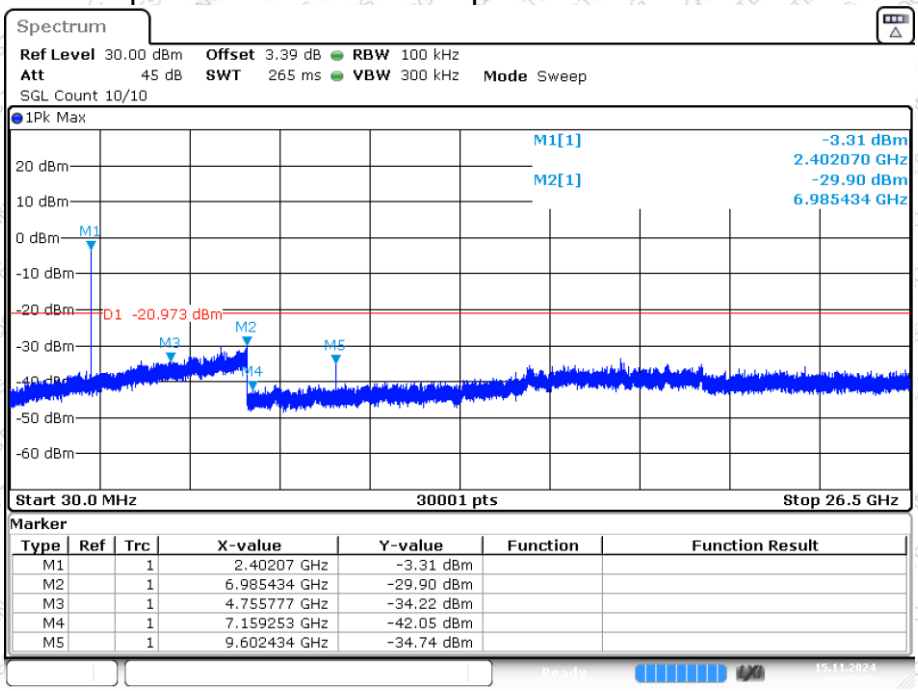

Marker

Type	Ref	Trc	X-value	Y-value	Function	Function Result
M1		1	2.40207 GHz	-3.31 dBm		
M2		1	6.985434 GHz	-29.90 dBm		
M3		1	4.755777 GHz	-34.22 dBm		
M4		1	7.159253 GHz	-42.05 dBm		
M5		1	9.602434 GHz	-34.74 dBm		

Date: 15.NOV.2024 10:25:56

Address: East of 1/F., Building E, Xinghong Science Park, No.111, Shuiku Road, Fenghuanggang, Xixiang Street, Bao'an District, Shenzhen, Guangdong, China
Tel: 0755-23008269 Fax: 0755-23726780 www.qctest.com.cn

Tx. Spurious NVNT BLE 2Mbps 2440MHz Ant1 Ref

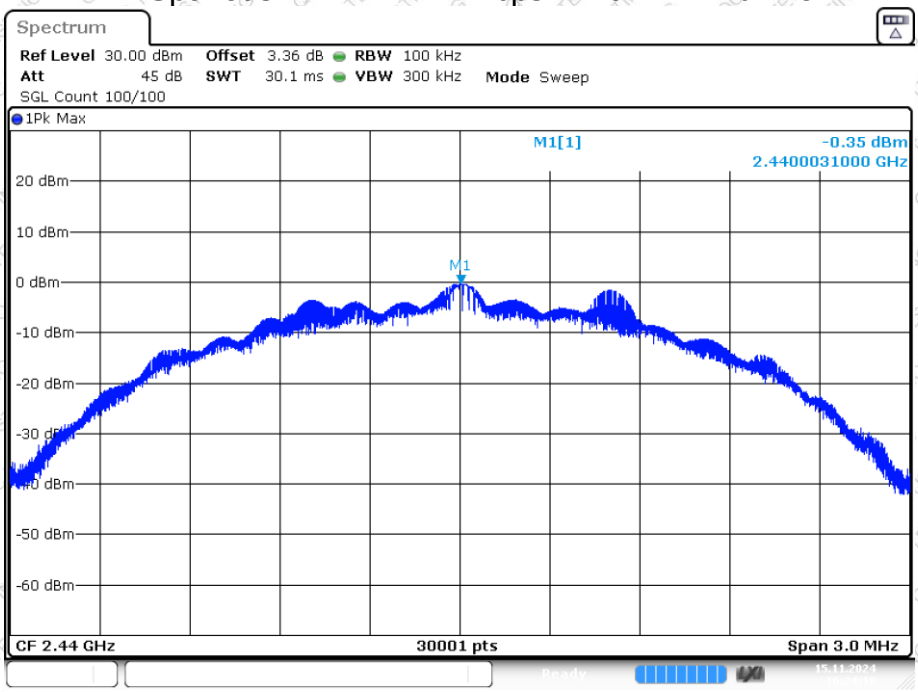

Date: 15.NOV.2024 10:24:18

Tx. Spurious NVNT BLE 2Mbps 2440MHz Ant1 Emission

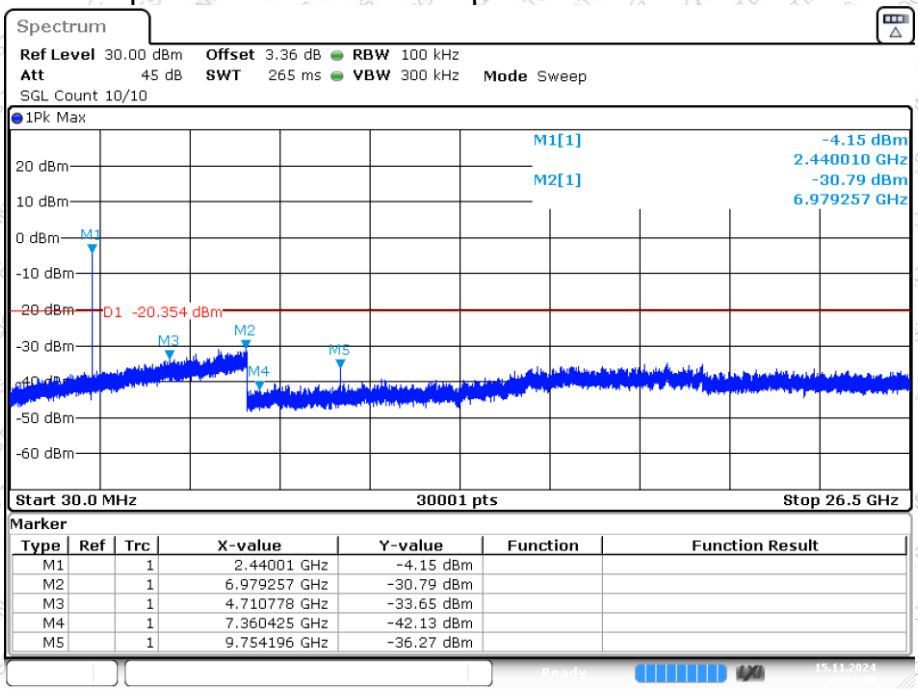

Marker

Type	Ref	Trc	X-value	Y-value	Function	Function Result
M1		1	2.44001 GHz	-4.15 dBm		
M2		1	6.979257 GHz	-30.79 dBm		
M3		1	4.710778 GHz	-33.65 dBm		
M4		1	7.360425 GHz	-42.13 dBm		
M5		1	9.754196 GHz	-36.27 dBm		

Date: 15.NOV.2024 10:24:31

Address: East of 1/F., Building E, Xinghong Science Park, No.111, Shuiku Road, Fenghuanggang, Xixiang Street, Bao'an District, Shenzhen, Guangdong, China
Tel: 0755-23008269 Fax: 0755-23726780 www.qctest.com.cn

Tx. Spurious NVNT BLE 2Mbps 2480MHz Ant1 Ref

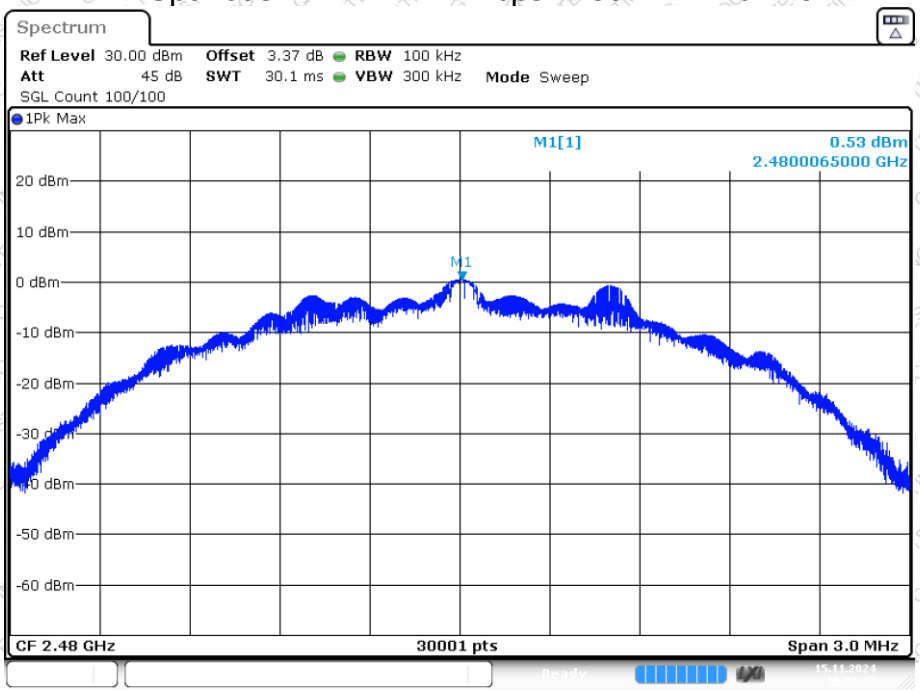

Date: 15.NOV.2024 10:22:23

Tx. Spurious NVNT BLE 2Mbps 2480MHz Ant1 Emission

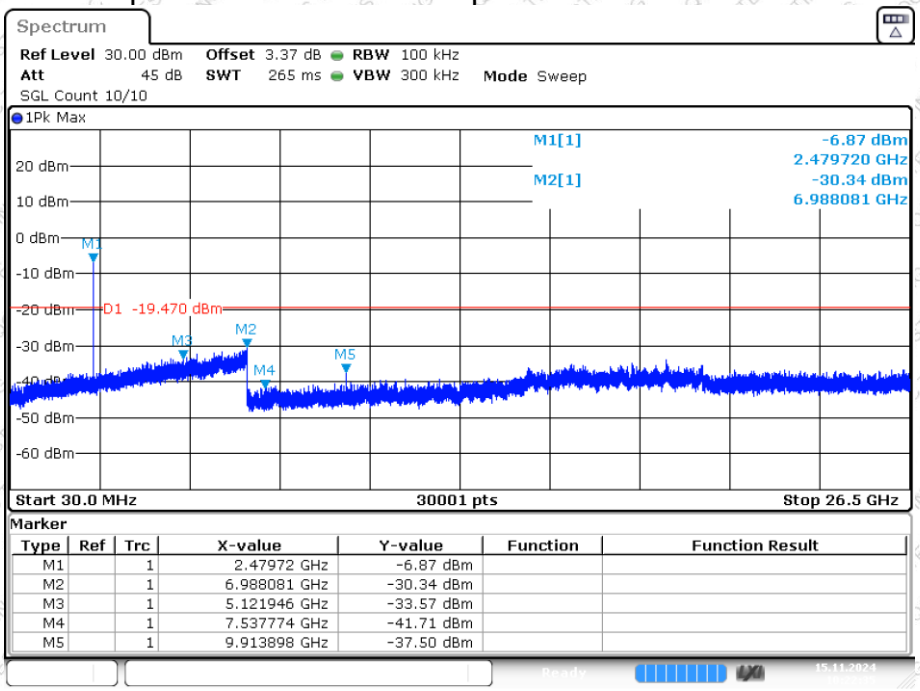

Marker

Type	Ref	Trc	X-value	Y-value	Function	Function Result
M1		1	2.47972 GHz	-6.87 dBm		
M2		1	6.988081 GHz	-30.34 dBm		
M3		1	5.121946 GHz	-33.57 dBm		
M4		1	7.537774 GHz	-41.71 dBm		
M5		1	9.913898 GHz	-37.50 dBm		

Date: 15.NOV.2024 10:22:36

Address: East of 1/F., Building E, Xinghong Science Park, No.111, Shuiku Road, Fenghuanggang, Xixiang Street, Bao'an District, Shenzhen, Guangdong, China
Tel: 0755-23008269 Fax: 0755-23726780 www.qctest.com.cn

8.2 Radiated Emission Method

8.2.1 Applicable Standard

FCC Part15 C Section 15.209 and 15.205

8.2.2 Limit

Frequency	Limit (uV/m)	Value	Measurement Distance
0.009MHz-0.490MHz	2400/F(KHz)	QP	300m
0.490MHz-1.705MHz	24000/F(KHz)	QP	30m
1.705MHz-30MHz	30	QP	30m

Frequency	Field Strengths Limits (μV/m at 3 m)	Field Strengths Limits (dBμV/m at 3 m)	Remark
30 – 88	100	40.0	Quasi-peak
88 – 216	150	43.5	Quasi-peak
216 – 960	200	46.0	Quasi-peak
Above 960	500	54.0	Quasi-peak
Above 1GHz	/	74.0	Peak
		54.0	Average

Note: dBμV/m =20log(μV/m)

8.2.3 Test setup

For radiated emissions from 9kHz to 30MHz

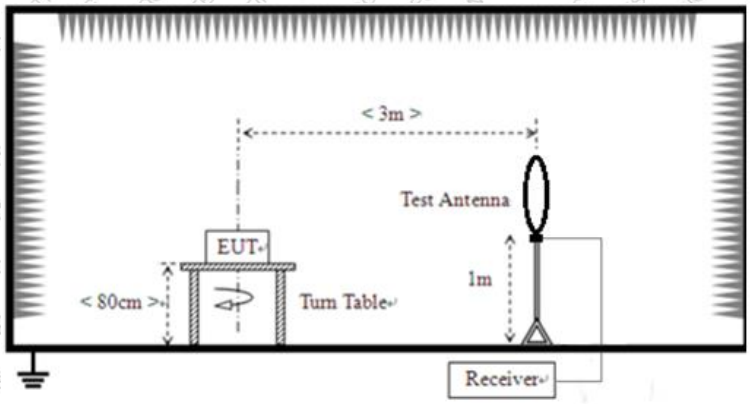

Address: East of 1/F., Building E, Xinghong Science Park, No.111, Shuiku Road, Fenghuanggang, Xixiang Street, Bao'an District, Shenzhen, Guangdong, China
Tel: 0755-23008269 Fax: 0755-23726780 www.qctest.com.cn

For radiated emissions from 30MHz to1GHz

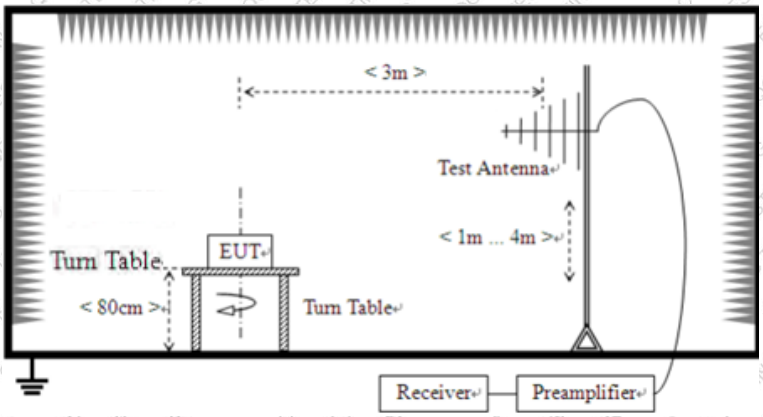

For radiated emissions above 1GHz

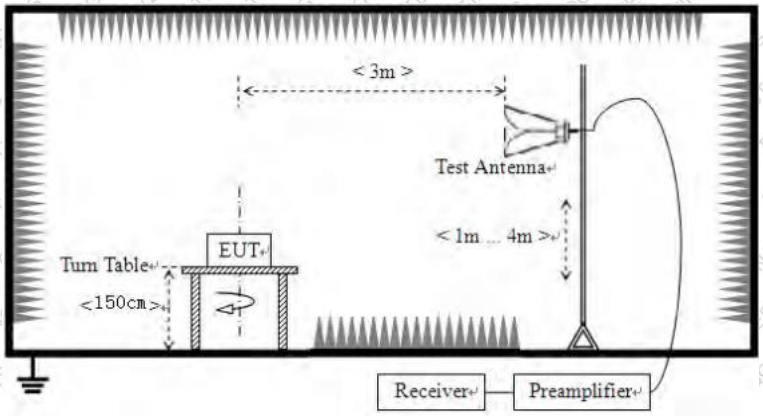

8.2.4 EMI Test Receiver Setup

Frequency	RBW	VBW	IF B/W	Measurement
9KHz-150KHz	200Hz	600Hz	/	QP
150KHz-30MHz	9KHz	30KHz	/	QP
30 MHz – 1000 MHz	100 kHz	300 kHz	120 kHz	QP
Above 1 GHz	1 MHz	3 MHz	/	Peak
	1 MHz	10 Hz	/	Average

Remark: For the frequency bands 9-90 kHz, 110-490 kHz and above 1000 MHz. Radiated emission test in these three bands are based on measurements employing an average detector.

8.2.5 Test procedure

- The EUT was placed on the top of a rotating table (0.8m for below 1G and 1.5m for above 1G) above the ground at a 3 meter camber. The table was rotated 360 degrees to determine the position of the highest radiation.
- The EUT was set 3 meters away from the interference-receiving antenna, which was mounted on the top of a variable-height antenna tower.
- The antenna height is varied from one meter to four meters above the ground to determine the maximum value of the field strength. Both horizontal and vertical polarizations of the antenna are set to make the measurement.
- For each suspected emission, the EUT was arranged to its worst case and then the antenna was tuned to heights from 1 meter to 4 meters and the rota table was turned from 0 degrees to 360 degrees to find the maximum reading.

Address: East of 1/F., Building E, Xinghong Science Park, No.111, Shuiku Road, Fenghuanggang, Xixiang Street, Bao'an District, Shenzhen, Guangdong, China
Tel: 0755-23008269 Fax: 0755-23726780 www.qctest.com.cn

- The test-receiver system was set to Peak Detect Function and Specified Bandwidth with Maximum Hold Mode.
- If the emission level of the EUT in peak mode was 10dB lower than the limit specified, then testing could be stopped and the peak values of the EUT would be reported. Otherwise the emissions that did not have 10dB margin would be re-tested one by one using peak, quasi-peak or average method as specified and then reported in a data sheet.

8.2.6 Test Data

Temperature	26 ℃	Humidity	54 %
ATM Pressure	101.1kPa	Antenna Gain	0.17dBi
Test by	LBi Li	Test result	PASS

Test voltage: AC 120V/60Hz

Remarks:

1. Pre-scan all kind of the place mode (X-axis, Y-axis, Z-axis), and found the Y-axis which it is worse case.
2. Data of measurement within frequency range 9kHz-30MHz, 18-26GHz are the noise floor or attenuated more than 20dB below the permissible limits or the field strength is too small to be measured, so test data does not present in this report.

Address: East of 1/F., Building E, Xinghong Science Park, No.111, Shuiku Road, Fenghuanggang, Xixiang Street, Bao'an District, Shenzhen, Guangdong, China
Tel: 0755-23008269 Fax: 0755-23726780 www.qctest.com.cn

Below 1GHz

Pre-scan all test modes, found worst case at BLE_2Mbps:2480MHz, and so only show the test result of BLE_2Mbps:2480MHz.

Horizontal:

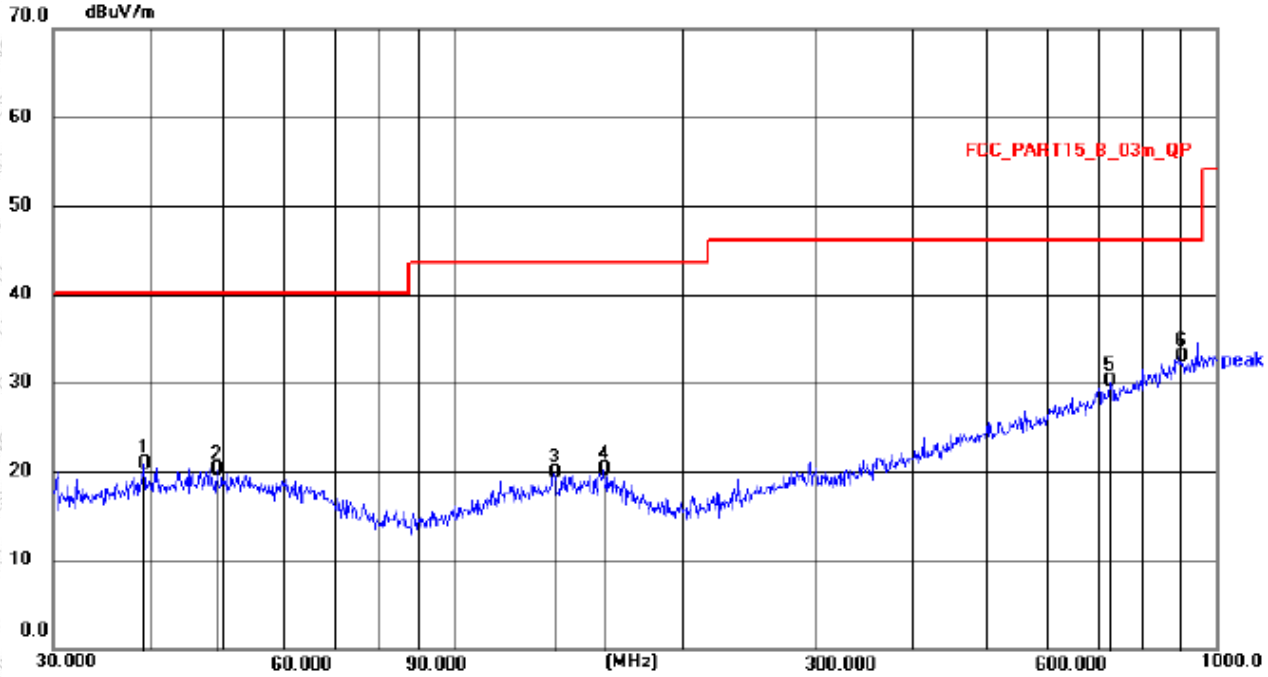

No.	Frequency (MHz)	Reading (dBuV)	Factor (dB/m)	Level (dBuV/m)	Limit (dBuV/m)	Margin (dB)	Detector
1	39.4371	6.32	14.66	20.98	40.00	19.02	QP
2	49.0145	5.56	14.66	20.22	40.00	19.78	QP
3	135.5062	5.60	14.21	19.81	43.50	23.69	QP
4	157.5588	5.53	14.68	20.21	43.50	23.29	QP
5	724.2611	6.76	23.35	30.11	46.00	15.89	QP
6 *	896.9965	6.58	26.46	33.04	46.00	12.96	QP

Address: East of 1/F., Building E, Xinghong Science Park, No.111, Shuiku Road, Fenghuanggang, Xixiang Street, Bao'an District, Shenzhen, Guangdong, China
Tel: 0755-23008269 Fax: 0755-23726780 www.qctest.com.cn

Vertical:

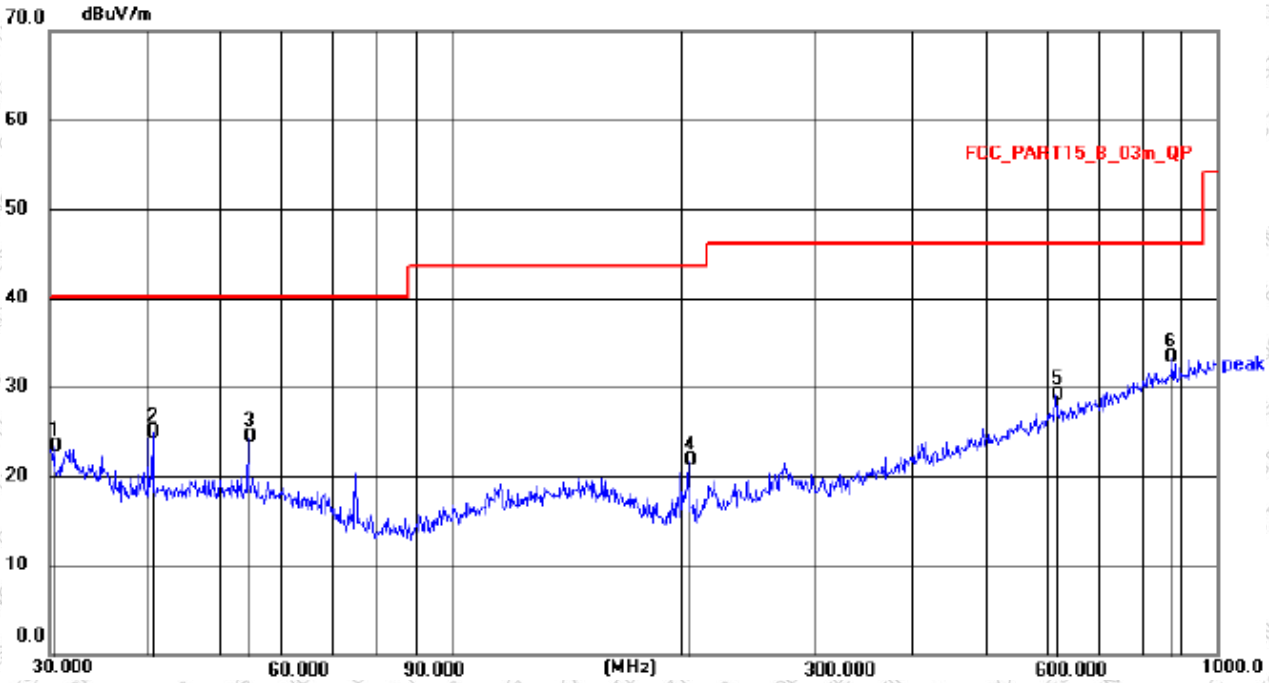

No.	Frequency (MHz)	Reading (dBuV)	Factor (dB/m)	Level (dBuV/m)	Limit (dBuV/m)	Margin (dB)	Detector
1	30.4238	10.85	12.53	23.38	40.00	16.62	QP
2	40.8446	10.40	14.57	24.97	40.00	15.03	QP
3	54.4516	10.37	14.06	24.43	40.00	15.57	QP
4	204.2377	10.53	11.26	21.79	43.50	21.71	QP
5	616.3718	7.53	21.56	29.09	46.00	16.91	QP
6 *	872.1832	7.58	25.75	33.33	46.00	12.67	QP

Address: East of 1/F., Building E, Xinghong Science Park, No.111, Shuiku Road, Fenghuanggang, Xixiang Street, Bao'an District, Shenzhen, Guangdong, China
Tel: 0755-23008269 Fax: 0755-23726780 www.qctest.com.cn

Above 1GHz

Pre-scan all test modes, found worst case at BLE_2Mbps Mode, and so only show the test result of BLE_2Mbps Mode.

Test channel: Lowest channel

Frequency (MHz)	Read Level (dBμV)	polarization	Factor (dB/m)	Level (dBμV/m)	Limit Line (dBμV/m)	Margin (dB)	Detector
2310	51.24	H	-11.46	39.78	74	34.22	peak
2310	52.15	V	-11.46	40.69	74	33.31	peak
2390	52.57	H	-11.16	41.41	74	32.59	peak
2390	51.08	V	-11.16	39.92	74	34.08	peak
4804	59.35	H	-5.98	53.37	74	20.63	peak
4804	48.64	H	-5.98	42.66	54	11.34	AVG
4804	59.37	V	-5.98	53.39	74	20.61	peak
4804	48.62	V	-5.98	42.64	54	11.36	AVG
9608	50.43	H	3.47	53.90	74	20.10	peak
9608	39.80	H	3.47	43.27	54	10.73	AVG
9608	51.81	V	3.47	55.28	74	18.72	peak
9608	38.11	V	3.47	41.58	54	12.42	AVG

Test channel: Middle channel

Frequency (MHz)	Read Level (dBμV)	polarization	Factor (dB/m)	Level (dBμV/m)	Limit Line (dBμV/m)	Margin (dB)	Detector
4880	57.80	H	-5.71	52.09	74	21.91	peak
4880	44.25	H	-5.71	38.54	54	15.46	AVG
4880	59.32	V	-5.71	53.61	74	20.39	peak
4880	45.93	V	-5.71	40.22	54	13.78	AVG
9760	49.43	H	3.65	53.08	74	20.92	peak
9760	37.64	H	3.65	41.29	54	12.71	AVG
9760	50.49	V	3.65	54.14	74	19.86	peak
9760	37.78	V	3.65	41.43	54	12.57	AVG

Address: East of 1/F., Building E, Xinghong Science Park, No.111, Shuiku Road, Fenghuanggang, Xixiang Street, Bao'an District, Shenzhen, Guangdong, China
Tel: 0755-23008269 Fax: 0755-23726780 www.qctest.com.cn

Test channel: Highest channel

Frequency (MHz)	Read Level (dBμV)	polarization	Factor (dB/m)	Level (dBμV/m)	Limit Line (dBμV/m)	Margin (dB)	Detector
2483.5	50.93	H	-10.81	40.12	74	33.88	peak
2483.5	51.27	V	-10.81	40.46	74	33.54	peak
2500	50.62	H	-10.75	39.87	74	34.13	peak
2500	51.20	V	-10.75	40.45	74	33.55	peak
4960	57.96	H	-5.45	52.51	74	21.49	peak
4960	48.73	H	-5.45	43.28	54	10.72	AVG
4960	58.75	V	-5.45	53.30	74	20.70	peak
4960	48.63	V	-5.45	43.18	54	10.82	AVG
9920	50.14	H	3.91	54.05	74	19.95	peak
9920	38.46	H	3.91	42.37	54	11.63	AVG
9920	49.37	V	3.91	53.28	74	20.72	peak
9920	38.93	V	3.91	42.84	54	11.16	AVG

Remarks:

1. Level =Receiver Read level + Factor
2. The emission levels of other frequencies are very lower than the limit and not show in test report.
3. If the peak (or quasi-peak) measured value complies with the average limit, it is unnecessary to perform an average measurement, so AV emission value did not show in above table if the peak value complies with average limit.

---------- THE END OF TEST REPORT ----------

Address: East of 1/F., Building E, Xinghong Science Park, No.111, Shuiku Road, Fenghuanggang, Xixiang Street, Bao'an District, Shenzhen, Guangdong, China
Tel: 0755-23008269 Fax: 0755-23726780 www.qctest.com.cn