Test Graphs

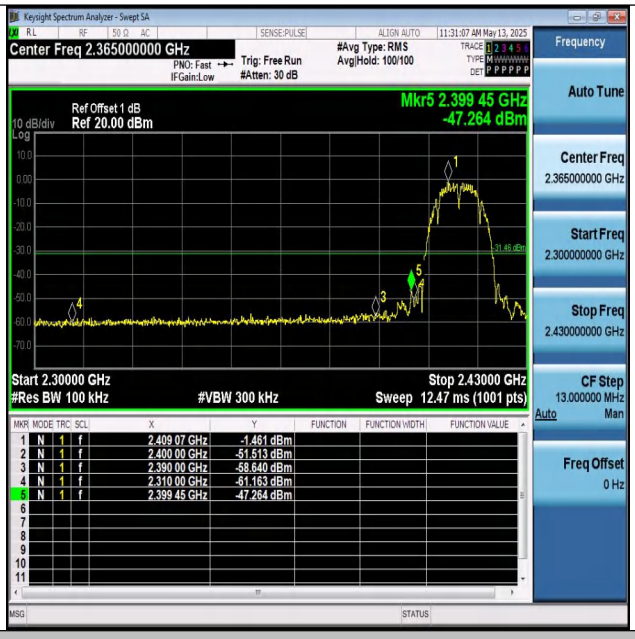

11B-Ant1-2412-PASS

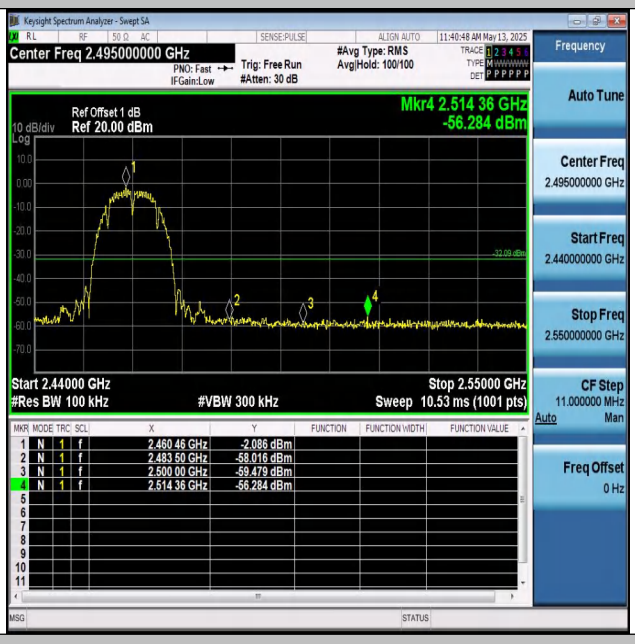

11B-Ant1-2462-PASS

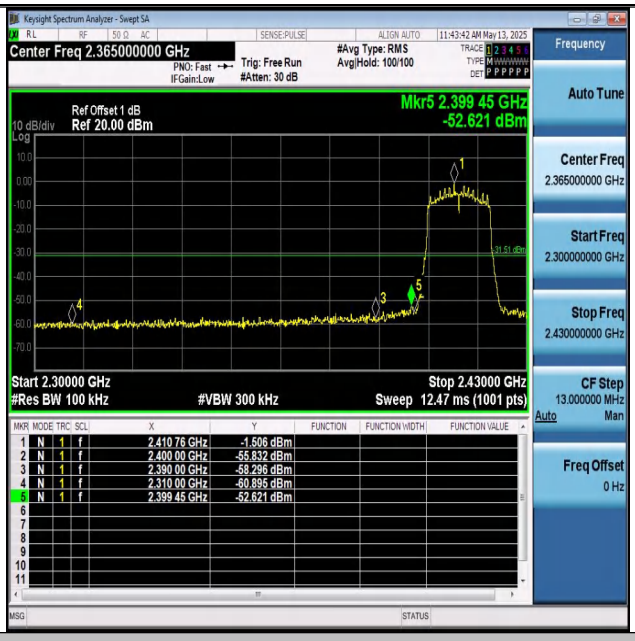

11G-Ant1-2412-PASS

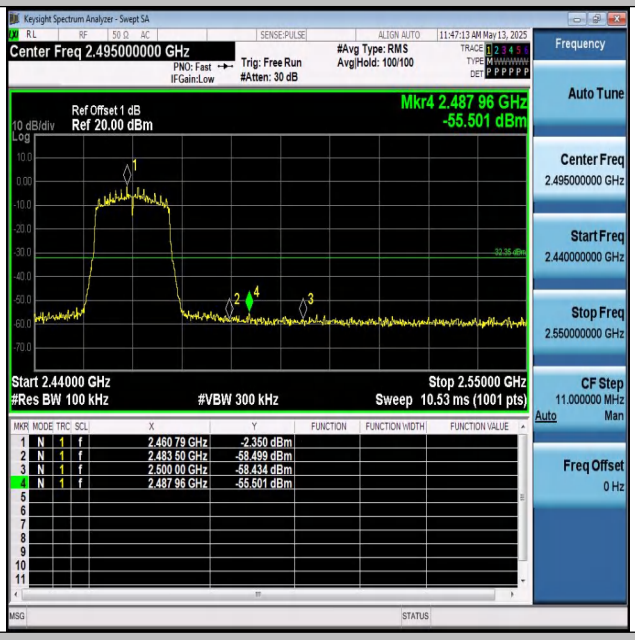

11G-Ant1-2462-PASS

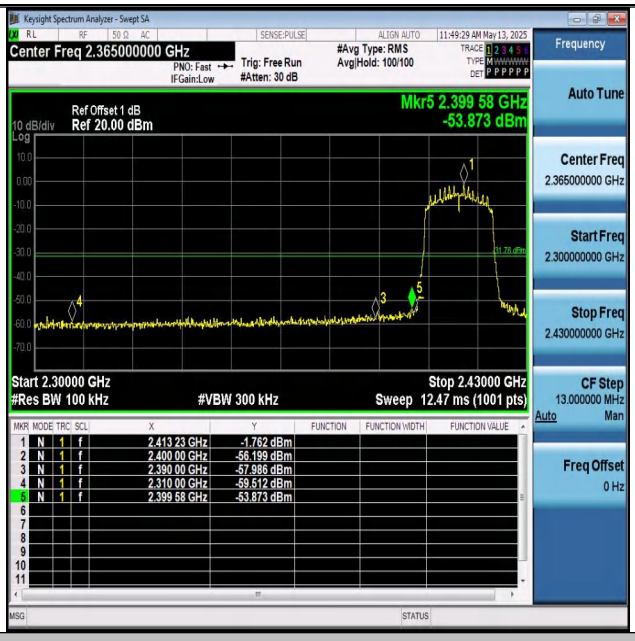

11N20SISO-Ant1-2412-PASS

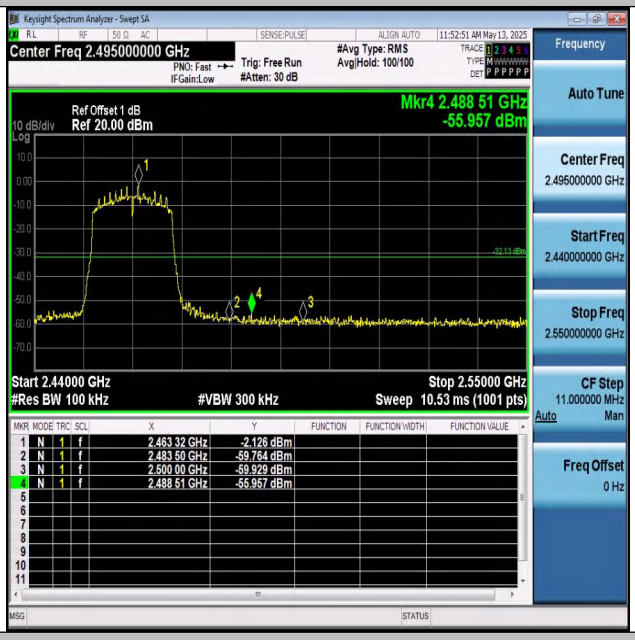

11N20SISO-Ant1-2462-PASS

Appendix F: Conducted Spurious Emission

Test Result

Test Mode	Antenna	Frequency [MHz]	Freq. Range [Mhz]	Ref. Level [dBm]	Result [dBm]	Limit [dBm]	Verdict
11B	Ant1	2412	0~Reference	-1.09	-1.09	---	PASS
11B	Ant1	2412	30~1000	-1.09	-69.04	≤-31.09	PASS
11B	Ant1	2412	1000~26500	-1.09	-53.2	≤-31.09	PASS
11B	Ant1	2437	0~Reference	-1.52	-1.52	---	PASS
11B	Ant1	2437	30~1000	-1.52	-68.58	≤-31.52	PASS
11B	Ant1	2437	1000~26500	-1.52	-53.72	≤-31.52	PASS
11B	Ant1	2462	0~Reference	-2.18	-2.18	---	PASS
11B	Ant1	2462	30~1000	-2.18	-67.86	≤-32.18	PASS
11B	Ant1	2462	1000~26500	-2.18	-54.37	≤-32.18	PASS
11G	Ant1	2412	0~Reference	-1.43	-1.43	---	PASS
11G	Ant1	2412	30~1000	-1.43	-68.82	≤-31.43	PASS
11G	Ant1	2412	1000~26500	-1.43	-53.93	≤-31.43	PASS
11G	Ant1	2437	0~Reference	-2.05	-2.05	---	PASS
11G	Ant1	2437	30~1000	-2.05	-69.07	≤-32.05	PASS
11G	Ant1	2437	1000~26500	-2.05	-53.47	≤-32.05	PASS
11G	Ant1	2462	0~Reference	-2.15	-2.15	---	PASS
11G	Ant1	2462	30~1000	-2.15	-69.18	≤-32.15	PASS
11G	Ant1	2462	1000~26500	-2.15	-51.55	≤-32.15	PASS
11N20SISO	Ant1	2412	0~Reference	-1.62	-1.62	---	PASS
11N20SISO	Ant1	2412	30~1000	-1.62	-69.74	≤-31.62	PASS
11N20SISO	Ant1	2412	1000~26500	-1.62	-53.68	≤-31.62	PASS
11N20SISO	Ant1	2437	0~Reference	-1.96	-1.96	---	PASS
11N20SISO	Ant1	2437	30~1000	-1.96	-68.92	≤-31.96	PASS
11N20SISO	Ant1	2437	1000~26500	-1.96	-49.28	≤-31.96	PASS
11N20SISO	Ant1	2462	0~Reference	-2.36	-2.36	---	PASS
11N20SISO	Ant1	2462	30~1000	-2.36	-69.02	≤-32.36	PASS
11N20SISO	Ant1	2462	1000~26500	-2.36	-53.62	≤-32.36	PASS

Remark:Regarding the spurious emissions from 30MHz to 26.5GHz, the cable lose and attenuator factors have been set in the 'Input Correction' of the Spectrum Analyzer during the test.

Test Graphs

11B-Ant1-2412-0~Reference-PASS

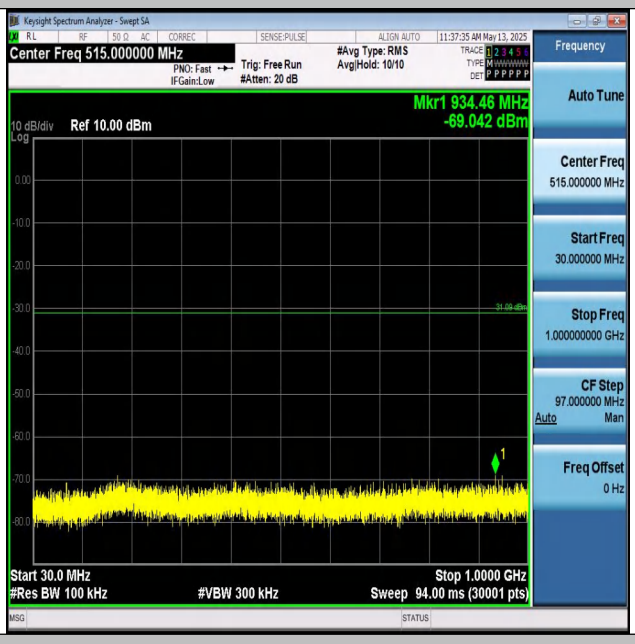

11B-Ant1-2412-30~1000-PASS

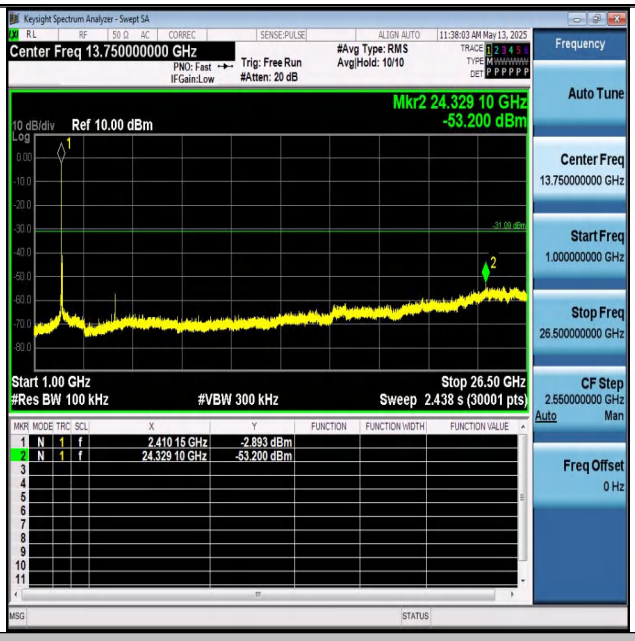

11B-Ant1-2412-1000~26500-PASS

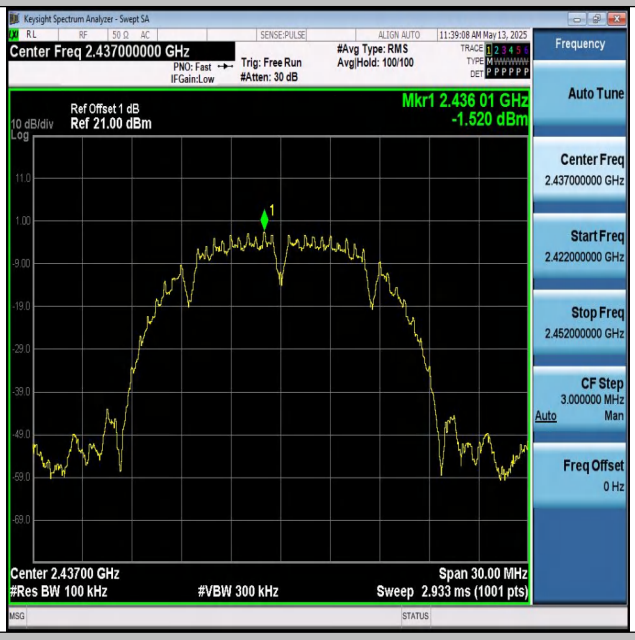

11B-Ant1-2437-0~Reference-PASS

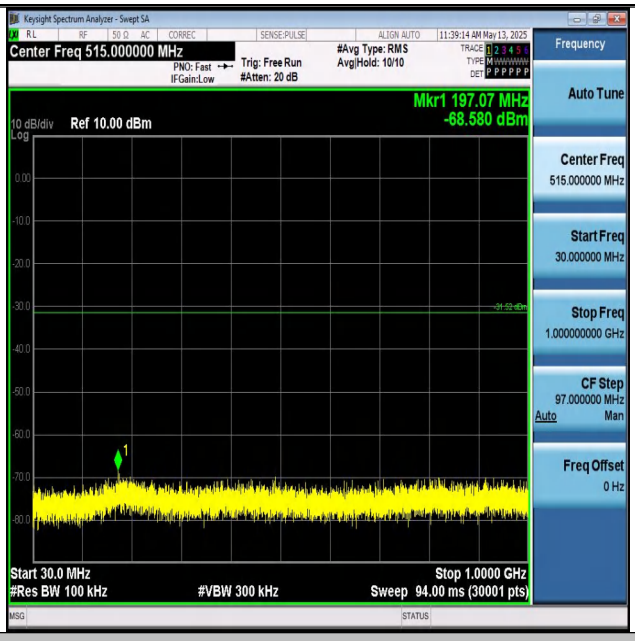

11B-Ant1-2437-30~1000-PASS

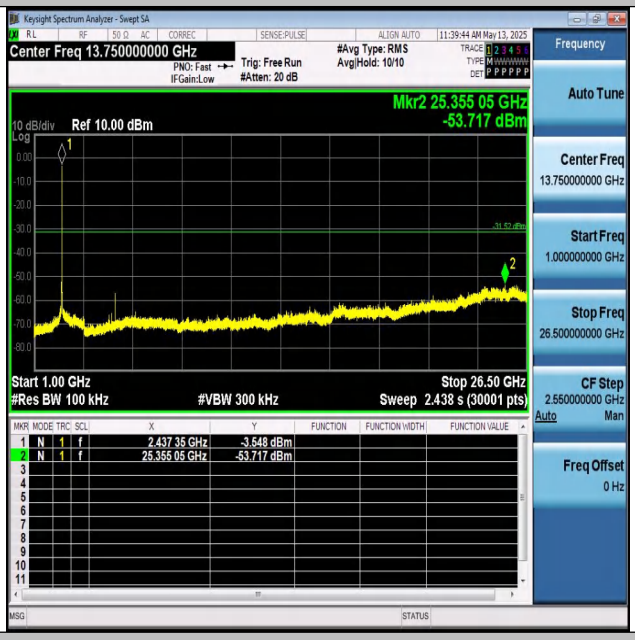

11B-Ant1-2437-1000~26500-PASS

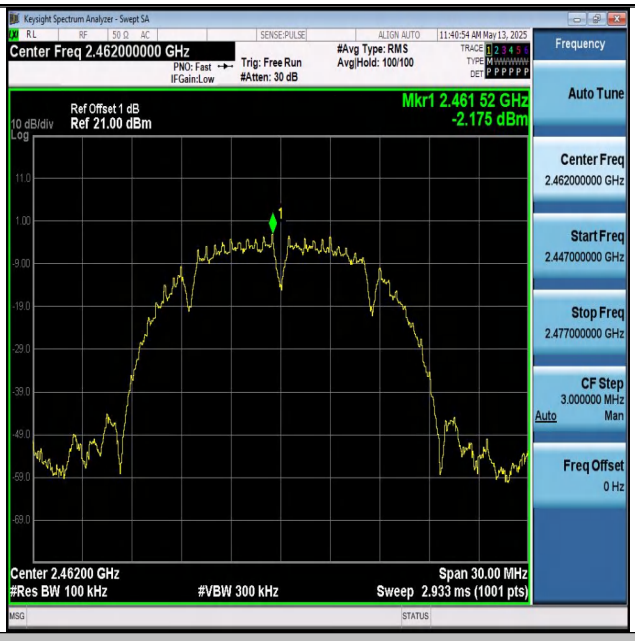

11B-Ant1-2462-0~Reference-PASS

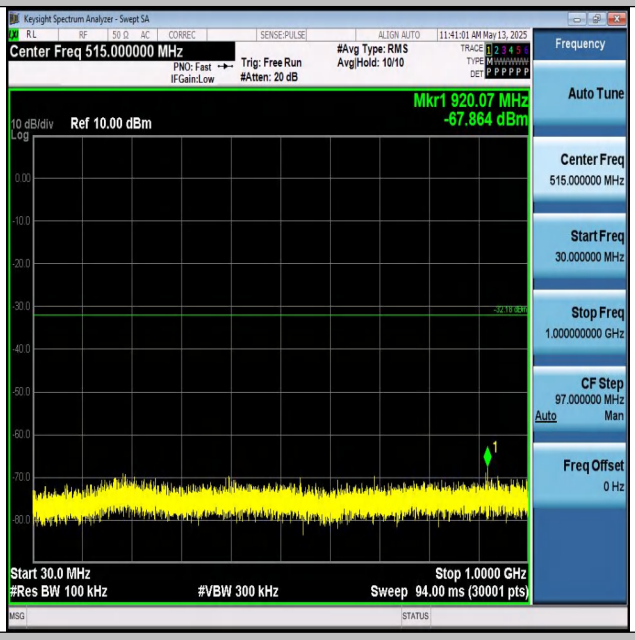

11B-Ant1-2462-30~1000-PASS

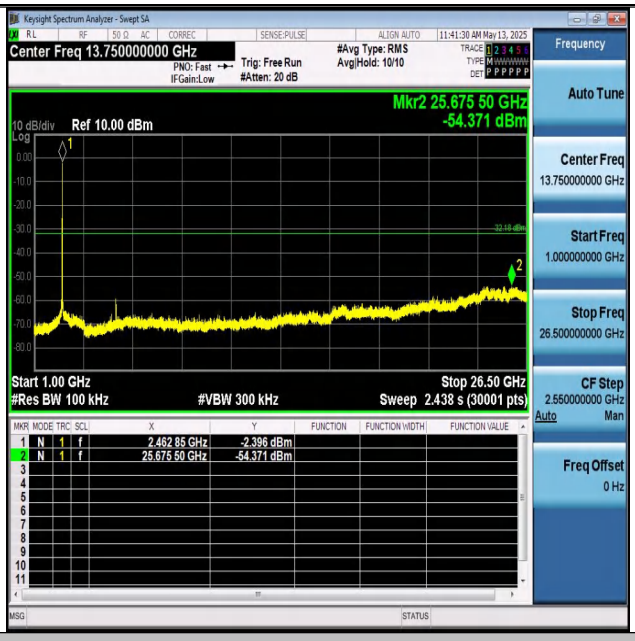

11B-Ant1-2462-1000~26500-PASS

11G-Ant1-2412-0~Reference-PASS

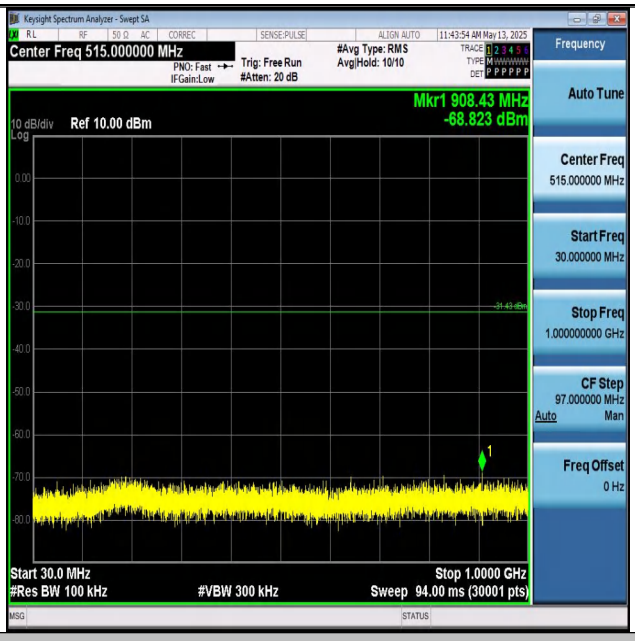

11G-Ant1-2412-30~1000-PASS

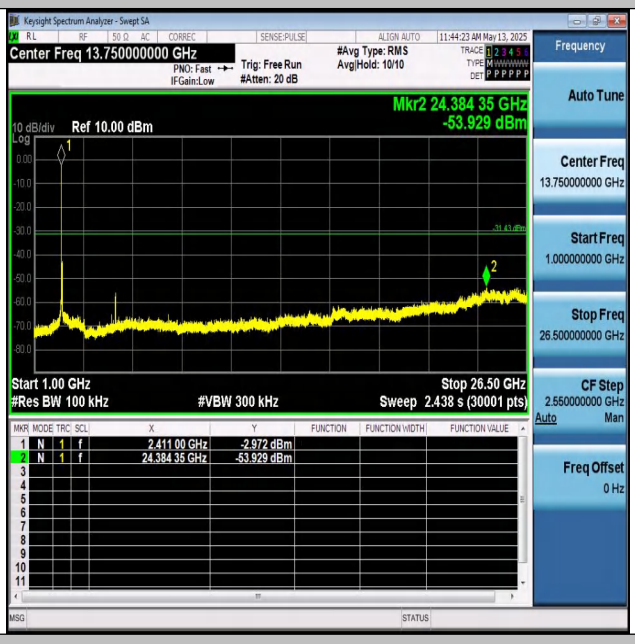

11G-Ant1-2412-1000~26500-PASS

11G-Ant1-2437-0~Reference-PASS

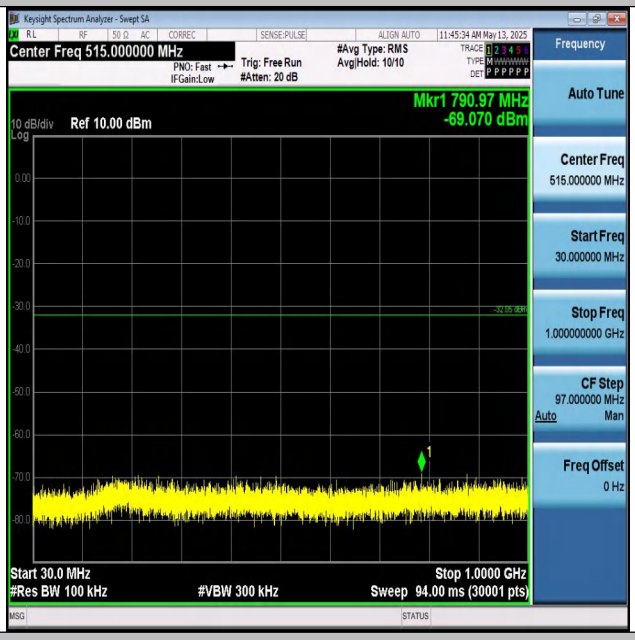

11G-Ant1-2437-30~1000-PASS

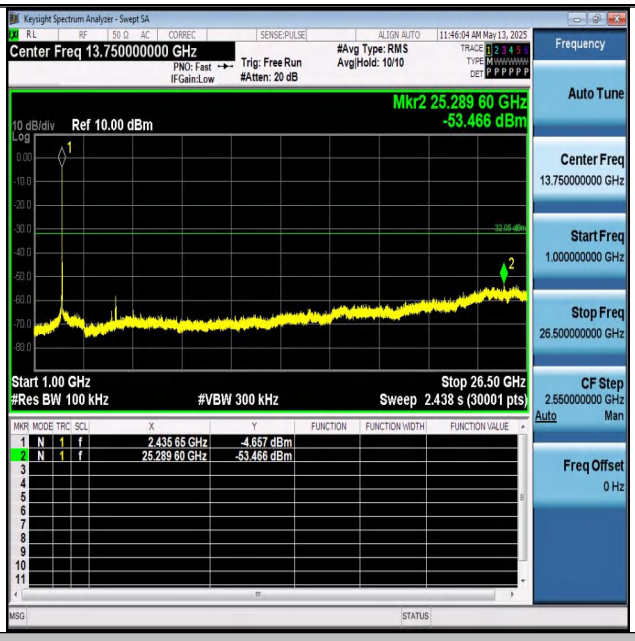

11G-Ant1-2437-1000~26500-PASS

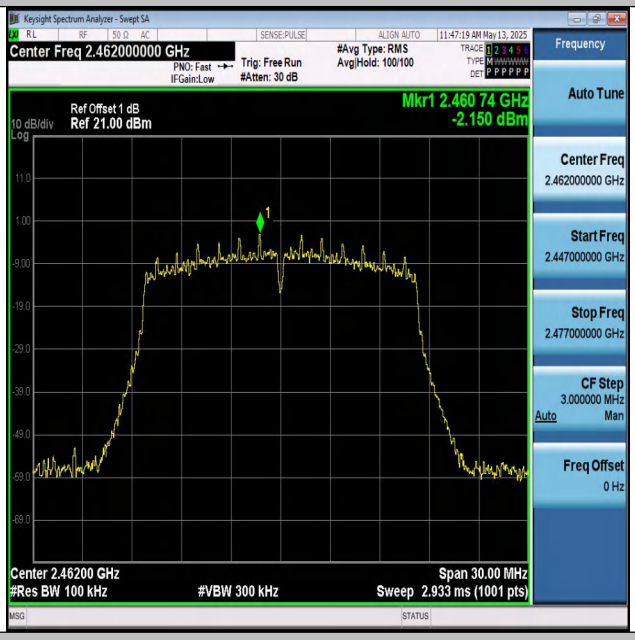

11G-Ant1-2462-0~Reference-PASS

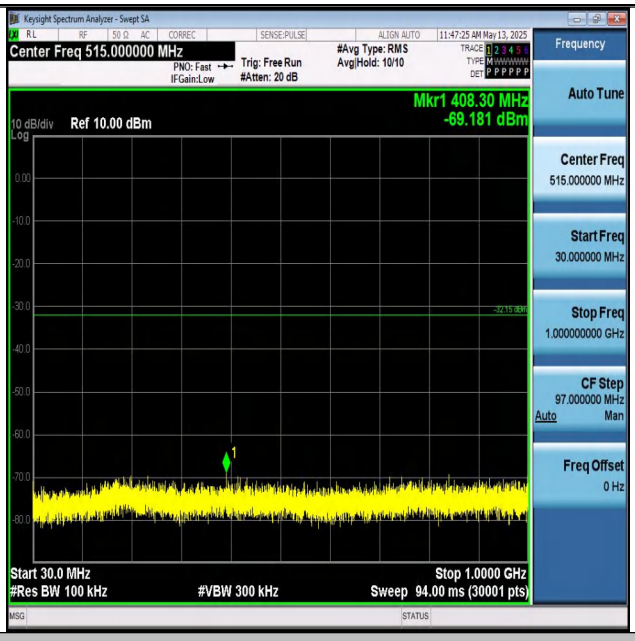

11G-Ant1-2462-30~1000-PASS

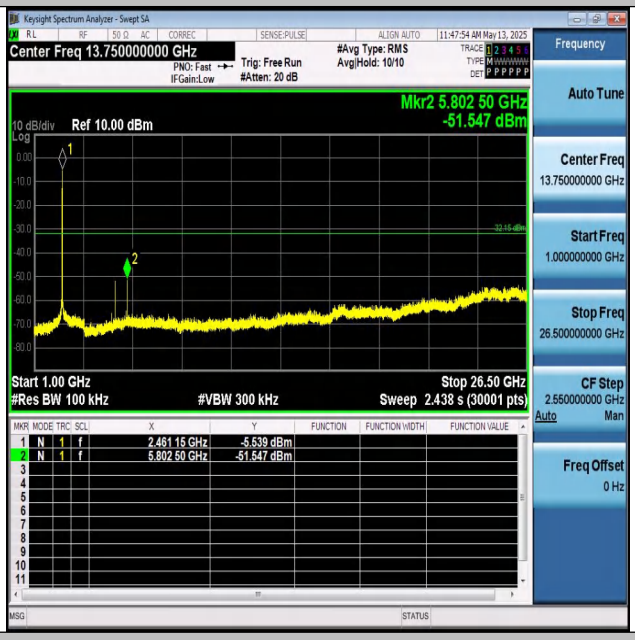

11G-Ant1-2462-1000~26500-PASS

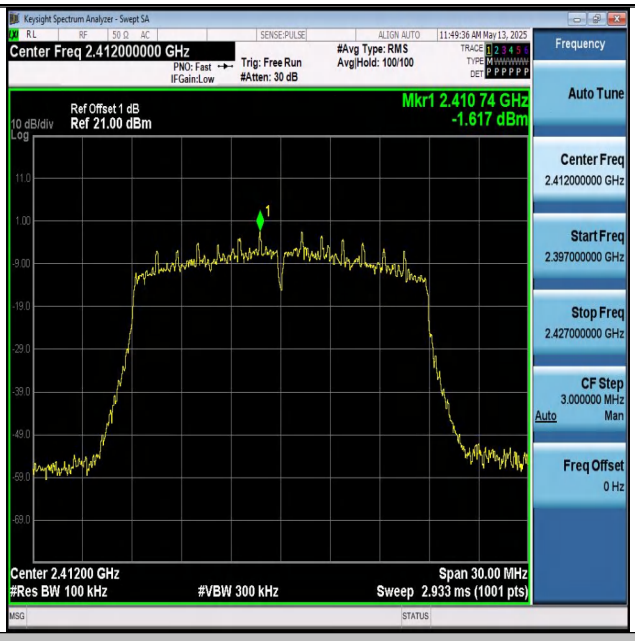

11N20SISO-Ant1-2412-0~Reference-PASS

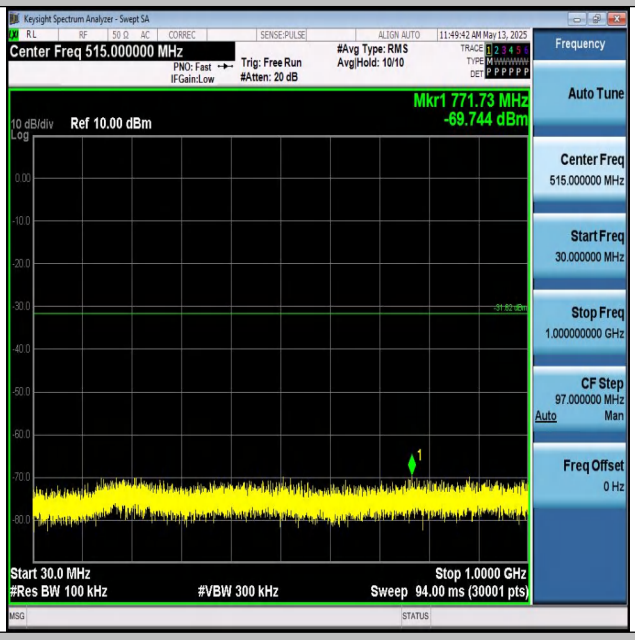

11N20SISO-Ant1-2412-30~1000-PASS

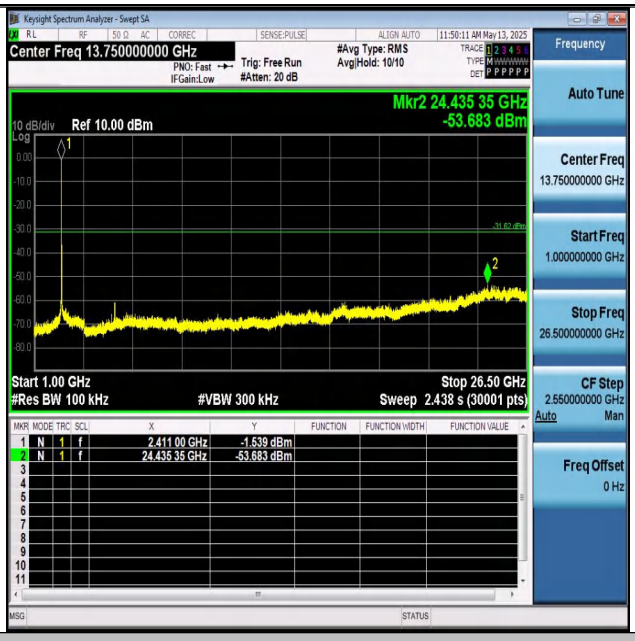

11N20SISO-Ant1-2412-1000~26500-PASS

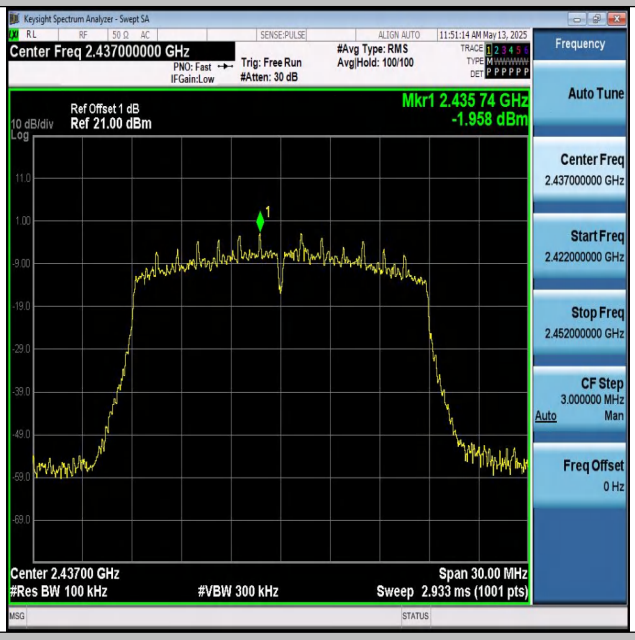

11N20SISO-Ant1-2437-0~Reference-PASS

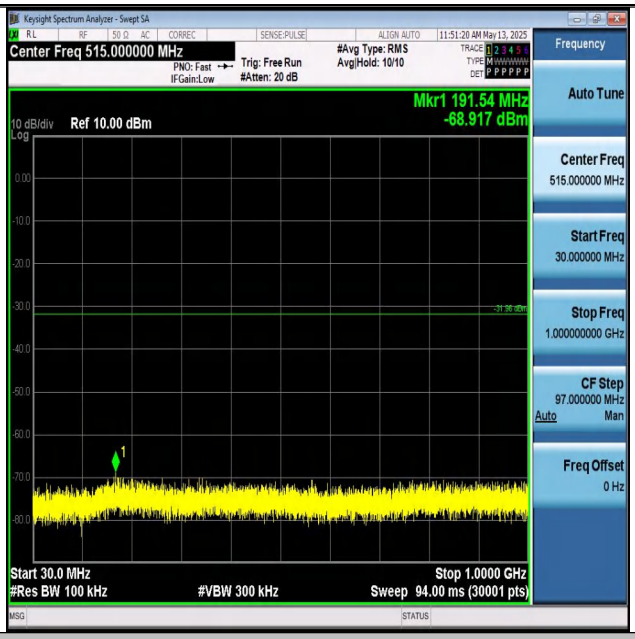

11N20SISO-Ant1-2437-30~1000-PASS

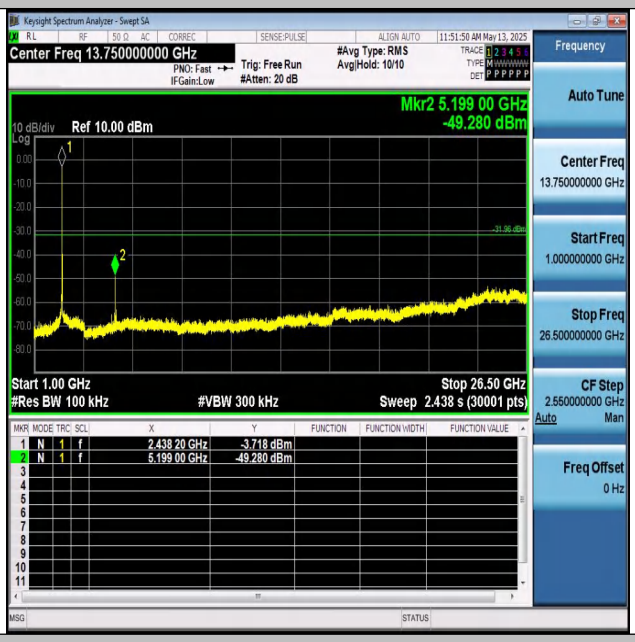

11N20SISO-Ant1-2437-1000~26500-PASS

11N20SISO-Ant1-2462-0~Reference-PASS

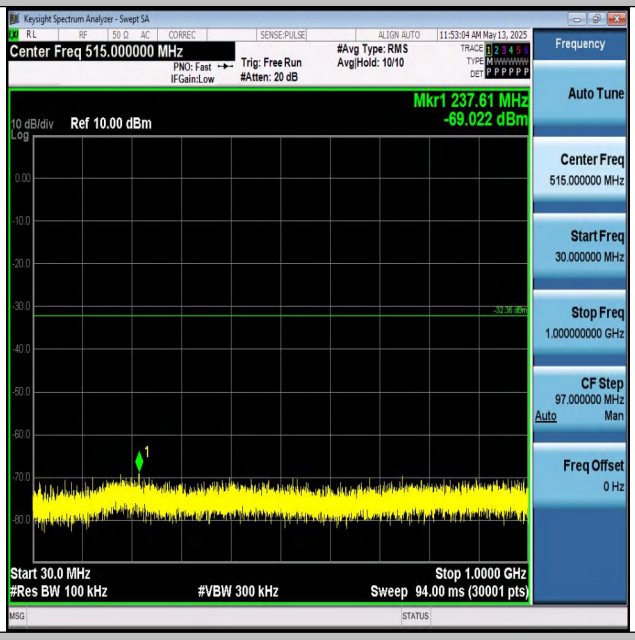

11N20SISO-Ant1-2462-30~1000-PASS

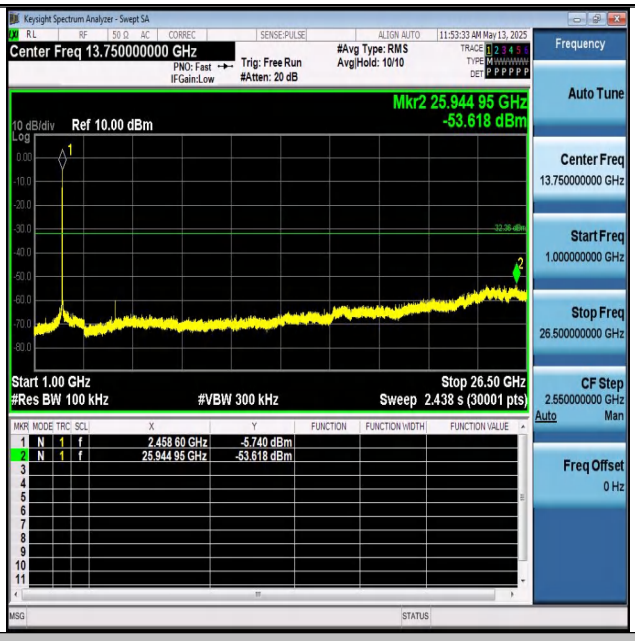

11N20SISO-Ant1-2462-1000~26500-PASS

Appendix G: Duty Cycle

Test Result

Test Mode	Antenna	Frequency [MHz]	Transmission Duration [ms]	Transmission Period [ms]	Duty Cycle [%]	Factor
11B	Ant1	2412	100.00	100.00	100.00	0.00
11B	Ant1	2437	100.00	100.00	100.00	0.00
11B	Ant1	2462	100.00	100.00	100.00	0.00
11G	Ant1	2412	100.00	100.00	100.00	0.00
11G	Ant1	2437	100.00	100.00	100.00	0.00
11G	Ant1	2462	100.00	100.00	100.00	0.00
11N20SISO	Ant1	2412	100.00	100.00	100.00	0.00
11N20SISO	Ant1	2437	100.00	100.00	100.00	0.00
11N20SISO	Ant1	2462	100.00	100.00	100.00	0.00

Test Graphs

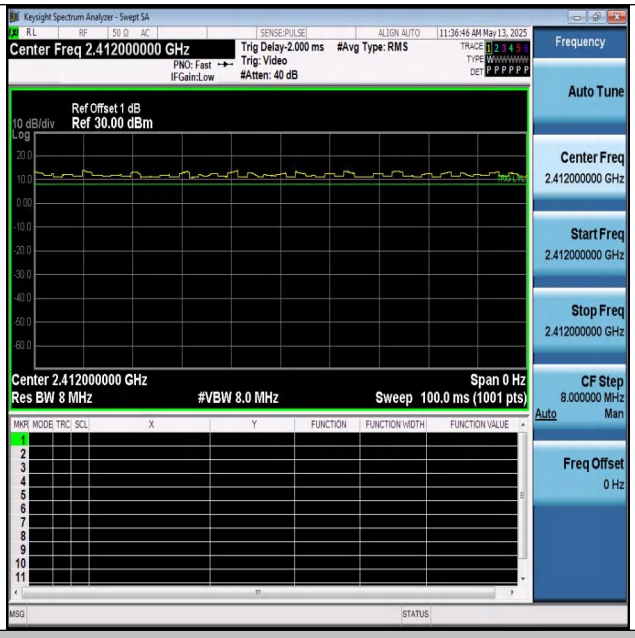

NTNV-11B-Ant1-2412

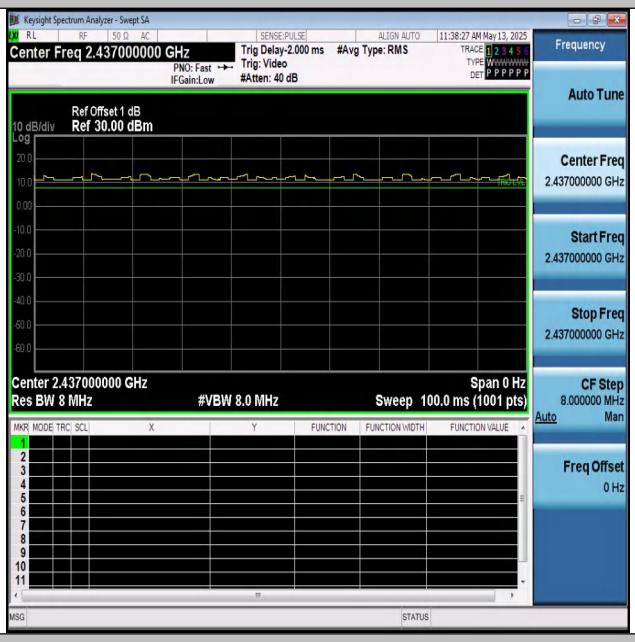

NTNV-11B-Ant1-2437

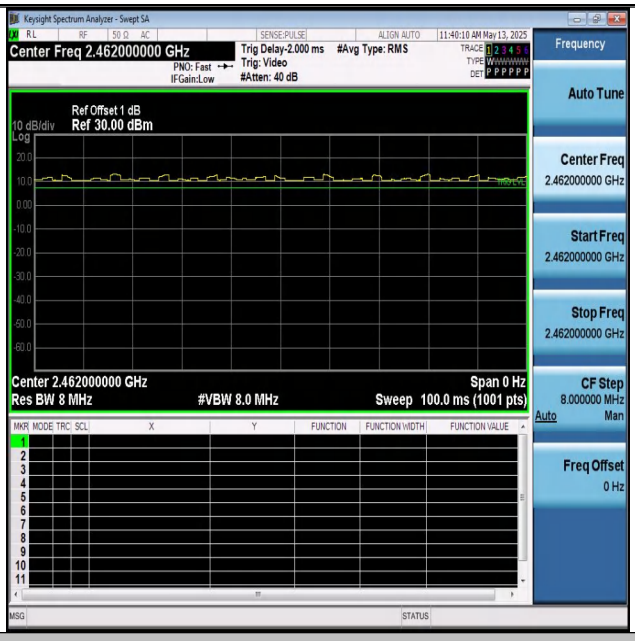

NTNV-11B-Ant1-2462

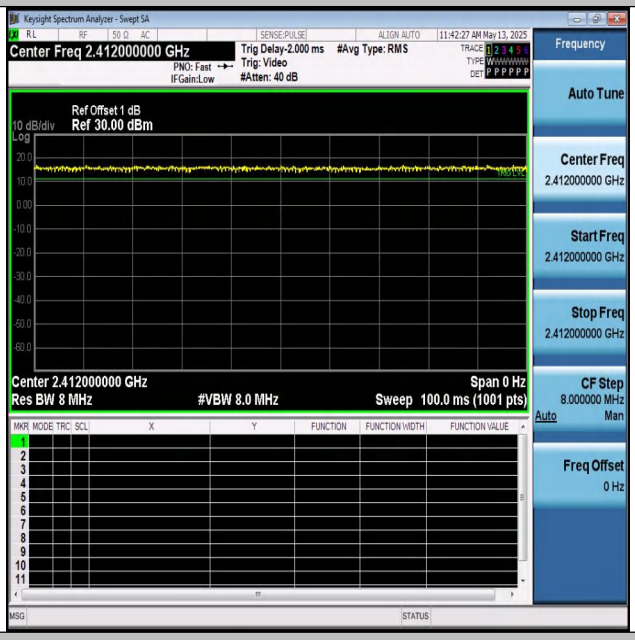

NTNV-11G-Ant1-2412

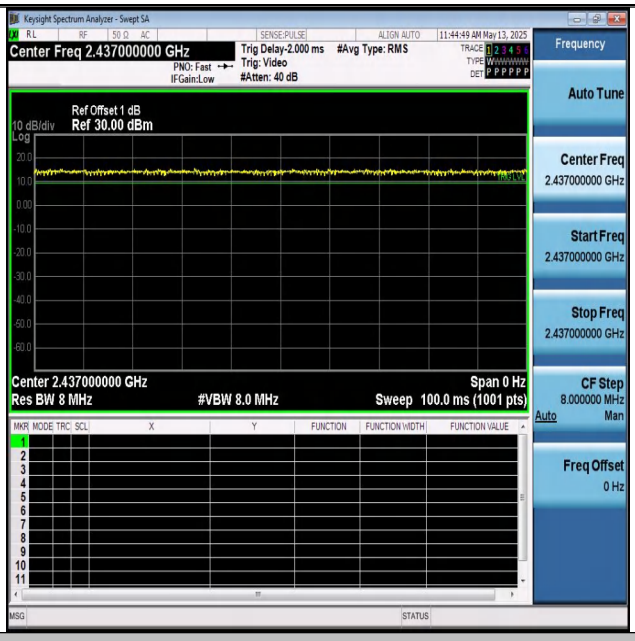

NTNV-11G-Ant1-2437

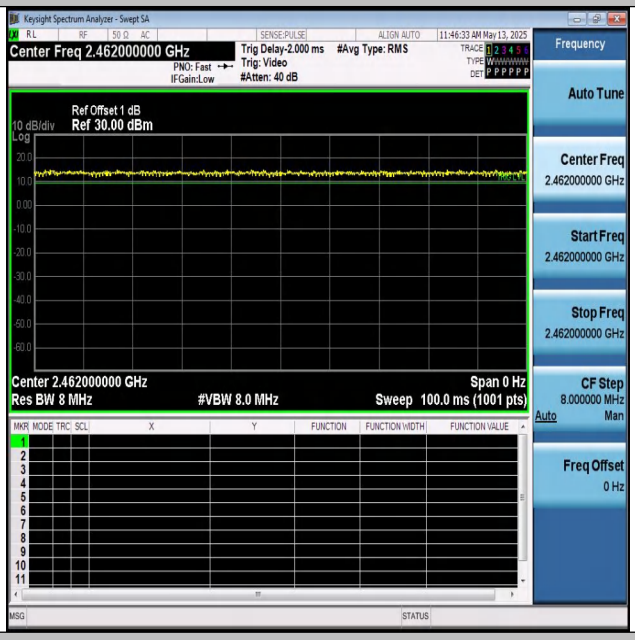

NTNV-11G-Ant1-2462

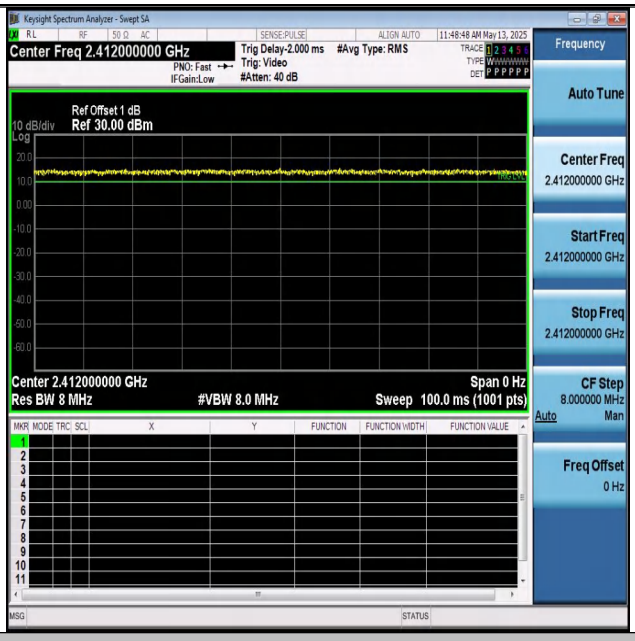

NTNV-11N20SISO-Ant1-2412

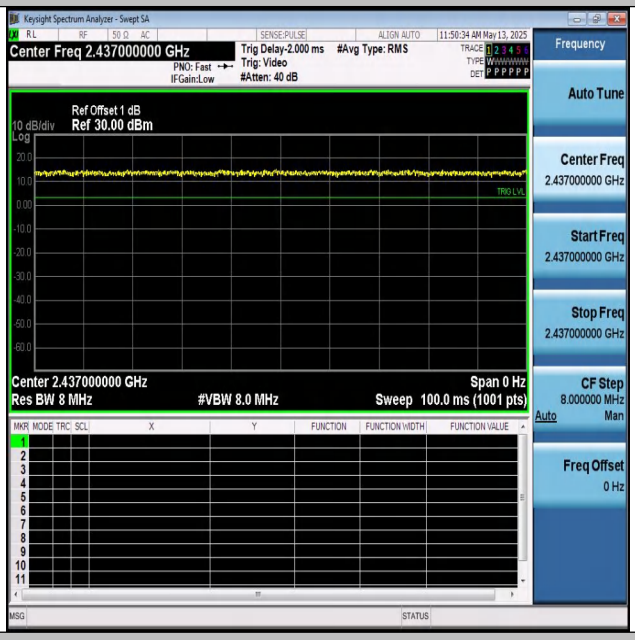

NTNV-11N20SISO-Ant1-2437

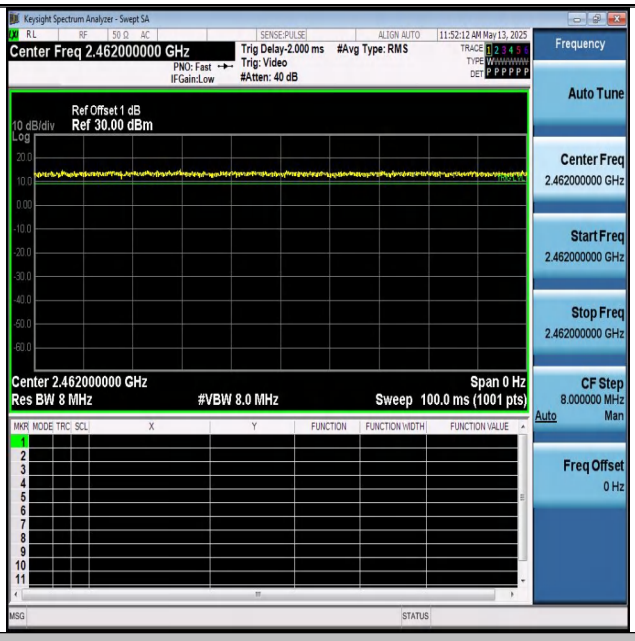

NTNV-11N20SISO-Ant1-2462

---End---