Appendix Test Data

Report No:	1819C40068012501	Test Sample NO:	1-2-2
Start Test Date:	2024.11.4	Finish Test Date:	2024.11.4
Test Engineer:	Joker Huang	Auditor:	Justin Feng
Temperature:	22.9℃	Relative Humidity:	49%
Pressure:	101 kPa		

Appendix A: 20dB Emission Bandwidth

Test Result

TestMode	Antenna	Frequency[MHz]	20db EBW[MHz]	FL[MHz]	FH[MHz]	Limit[MHz]	Verdict
DH5	Ant1	2402	1.08	2401.46	2402.54	---	---
DH5	Ant1	2441	1.07	2440.47	2441.54	---	---
DH5	Ant1	2480	1.05	2479.49	2480.54	---	---
2DH5	Ant1	2402	1.32	2401.36	2402.67	---	---
2DH5	Ant1	2441	1.35	2440.34	2441.69	---	---
2DH5	Ant1	2480	1.33	2479.35	2480.68	---	---
3DH5	Ant1	2402	1.31	2401.36	2402.68	---	---
3DH5	Ant1	2441	1.29	2440.37	2441.66	---	---
3DH5	Ant1	2480	1.28	2479.36	2480.65	---	---

Test Graphs

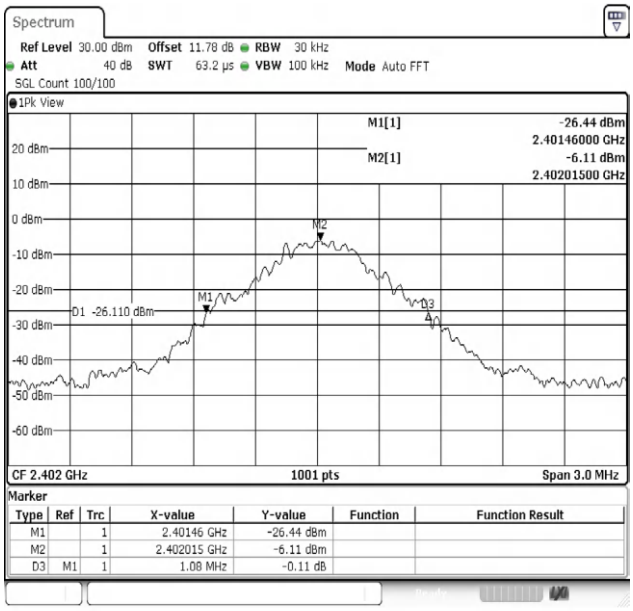

DH5-Ant1-2402

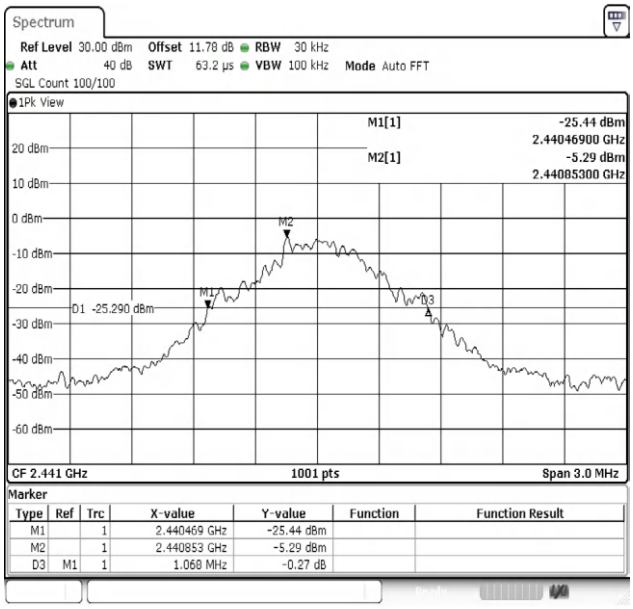

DH5-Ant1-2441

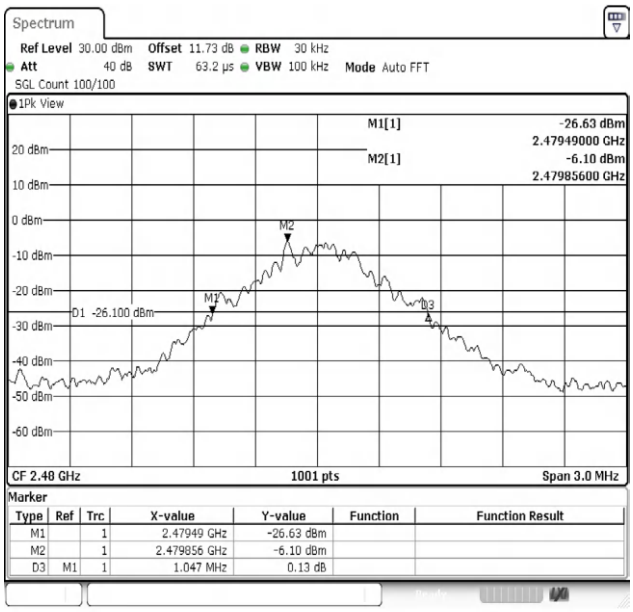

DH5-Ant1-2480

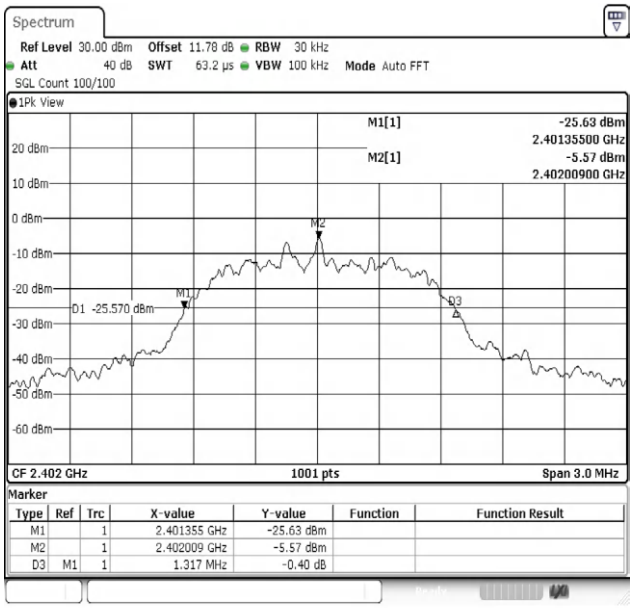

2DH5-Ant1-2402

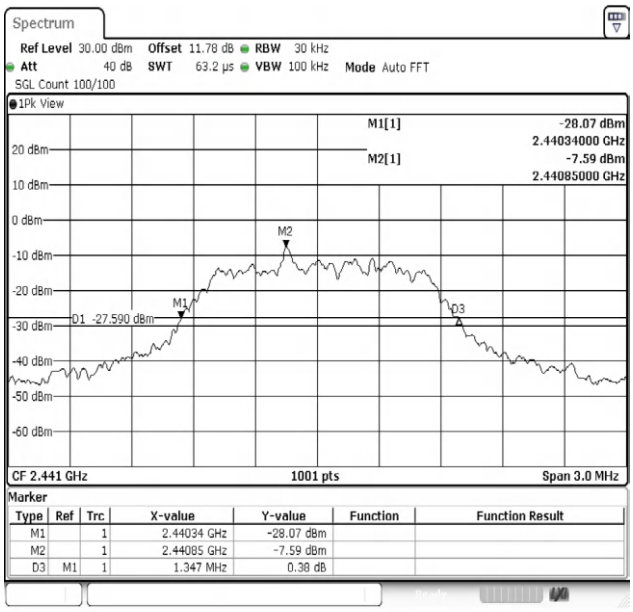

2DH5-Ant1-2441

2DH5-Ant1-2480

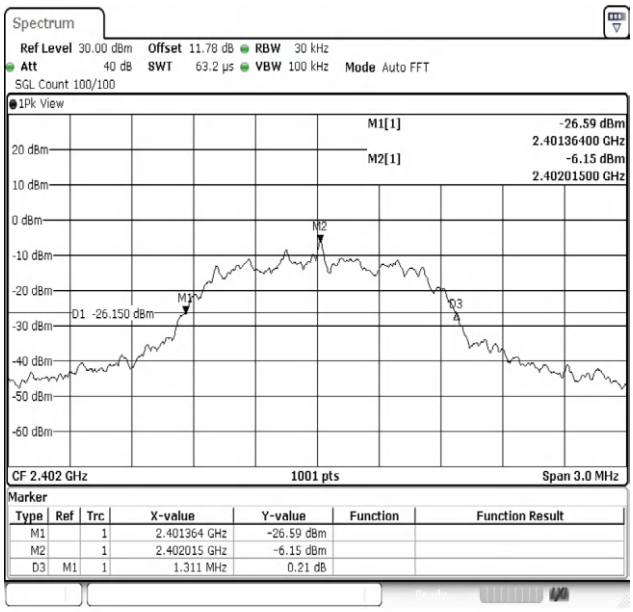

3DH5-Ant1-2402

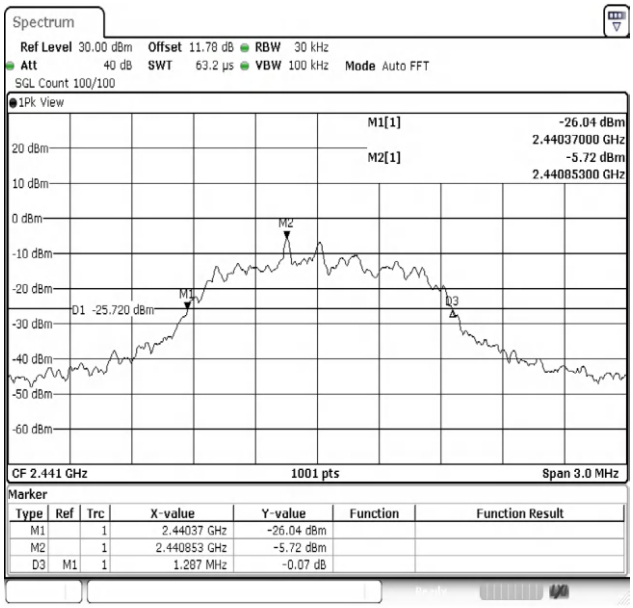

3DH5-Ant1-2441

3DH5-Ant1-2480

Appendix B: Occupied Channel Bandwidth

Test Result

TestMode	Antenna	Frequency[MHz]	OCB [MHz]	FL[MHz]	FH[MHz]	Limit[MHz]	Verdict
DH5	Ant1	2402	0.98	2401.5235	2402.5035	---	---
DH5	Ant1	2441	0.992	2440.5175	2441.5095	---	---
DH5	Ant1	2480	0.992	2479.5205	2480.5125	---	---
2DH5	Ant1	2402	1.238	2401.4006	2402.6384	---	---
2DH5	Ant1	2441	1.247	2440.3946	2441.6414	---	---
2DH5	Ant1	2480	1.256	2479.3976	2480.6533	---	---
3DH5	Ant1	2402	1.223	2401.4006	2402.6234	---	---
3DH5	Ant1	2441	1.241	2440.3886	2441.6294	---	---
3DH5	Ant1	2480	1.223	2479.4036	2480.6264	---	---

Test Graphs

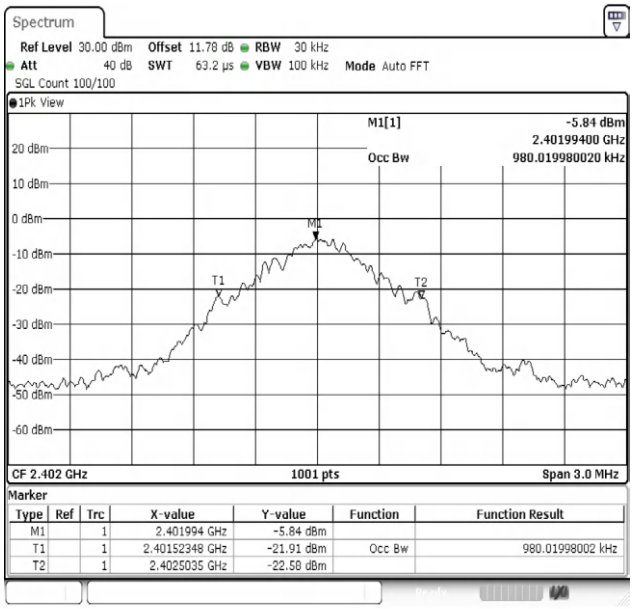

DH5-Ant1-2402

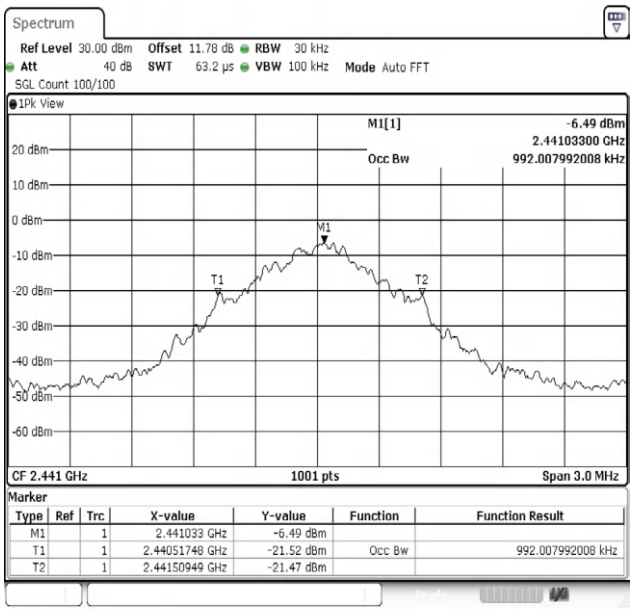

DH5-Ant1-2441

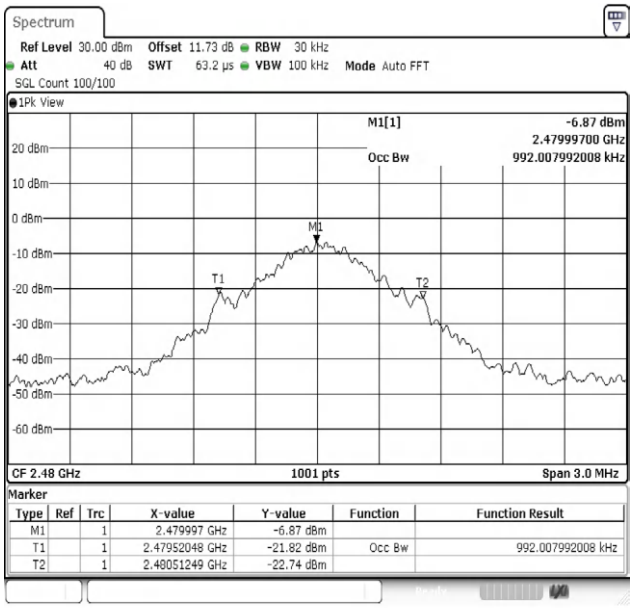

DH5-Ant1-2480

2DH5-Ant1-2402

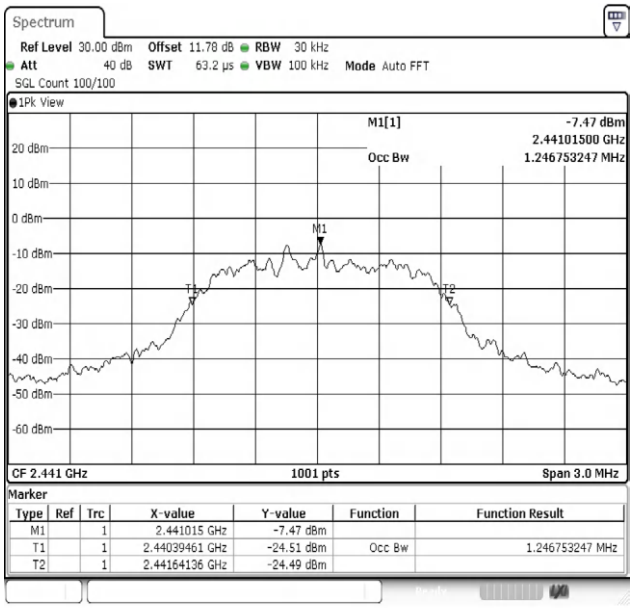

2DH5-Ant1-2441

2DH5-Ant1-2480

3DH5-Ant1-2402

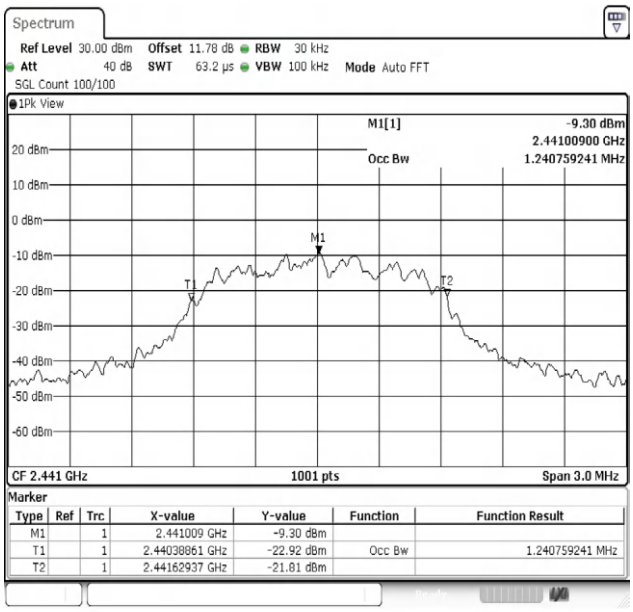

3DH5-Ant1-2441

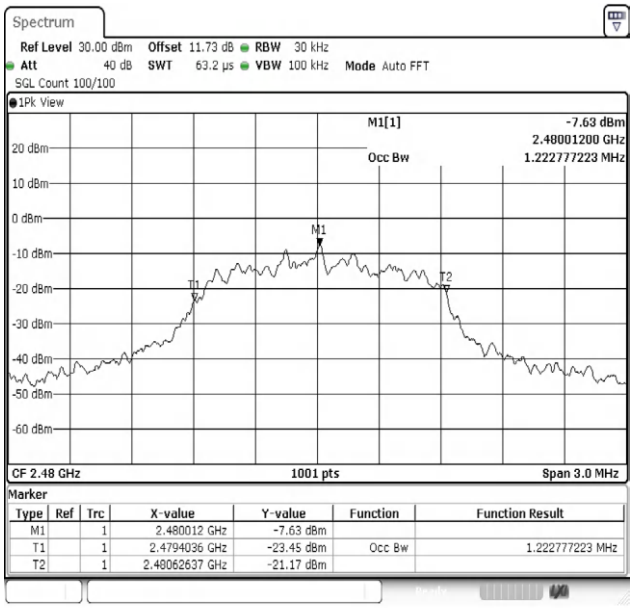

3DH5-Ant1-2480

Appendix C: Maximum conducted output power

Test Result Peak

Test Mode	Antenna	Frequency[MHz]	Conducted Peak Power[dBm]	Conducted Limit[dBm]	Verdict
DH5	Ant1	2402	-2.30	≤21	PASS
DH5	Ant1	2441	-2.70	≤21	PASS
DH5	Ant1	2480	-3.15	≤21	PASS
2DH5	Ant1	2402	**-1.67**	≤21	PASS
2DH5	Ant1	2441	-2.46	≤21	PASS
2DH5	Ant1	2480	-2.87	≤21	PASS
3DH5	Ant1	2402	-1.87	≤21	PASS
3DH5	Ant1	2441	-2.35	≤21	PASS
3DH5	Ant1	2480	-2.62	≤21	PASS

Test Graphs

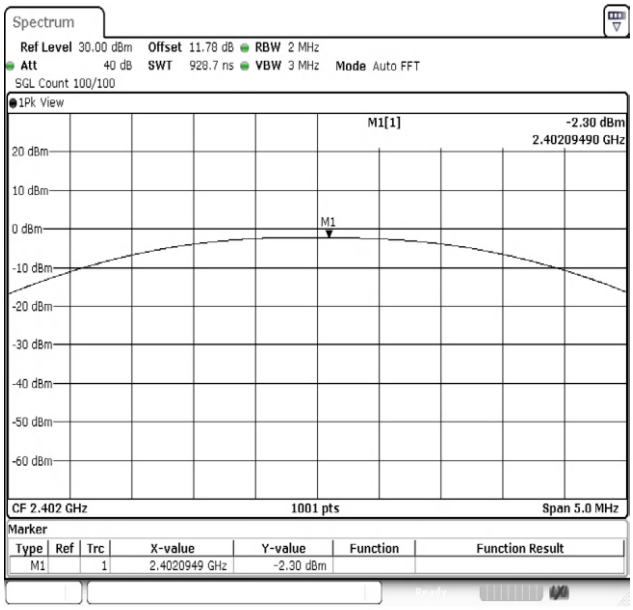

DH5-Ant1-2402-PASS

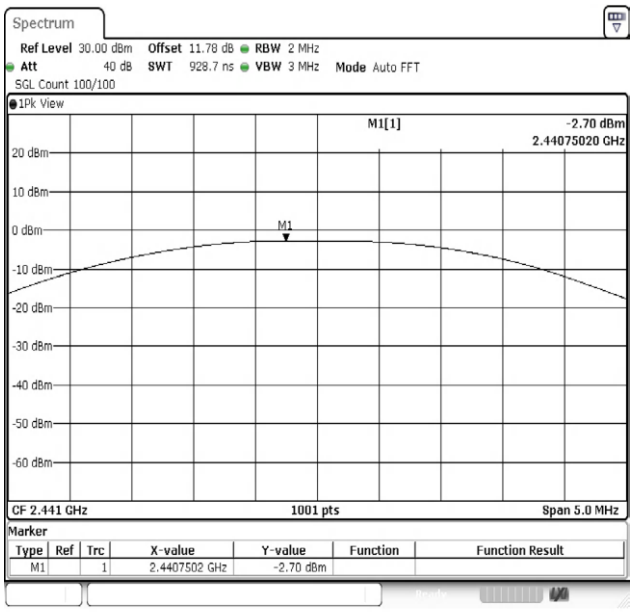

DH5-Ant1-2441-PASS

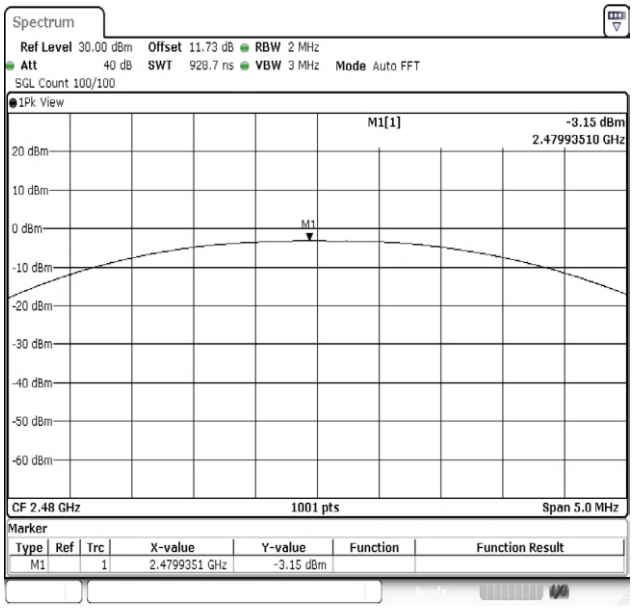

DH5-Ant1-2480-PASS

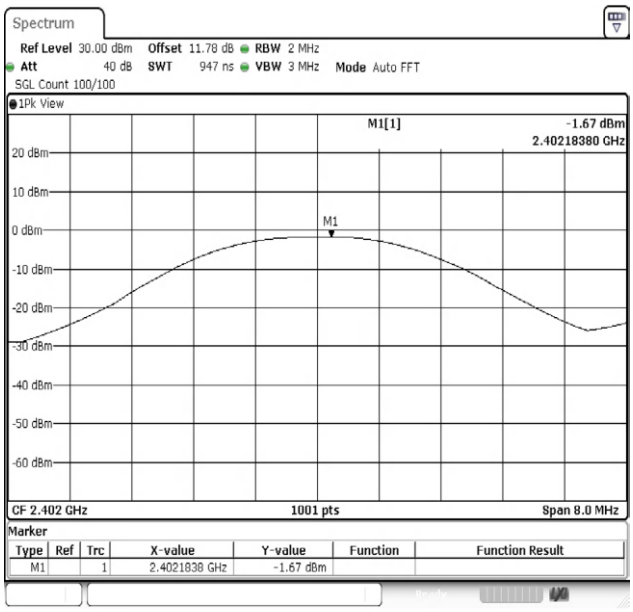

2DH5-Ant1-2402-PASS

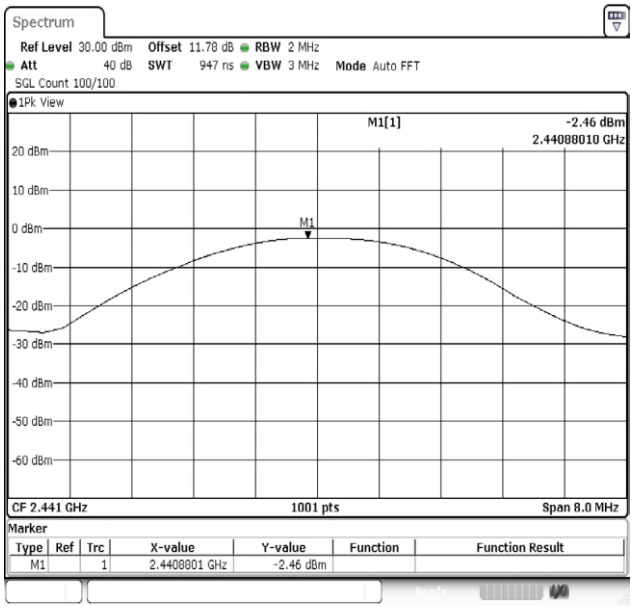

2DH5-Ant1-2441-PASS

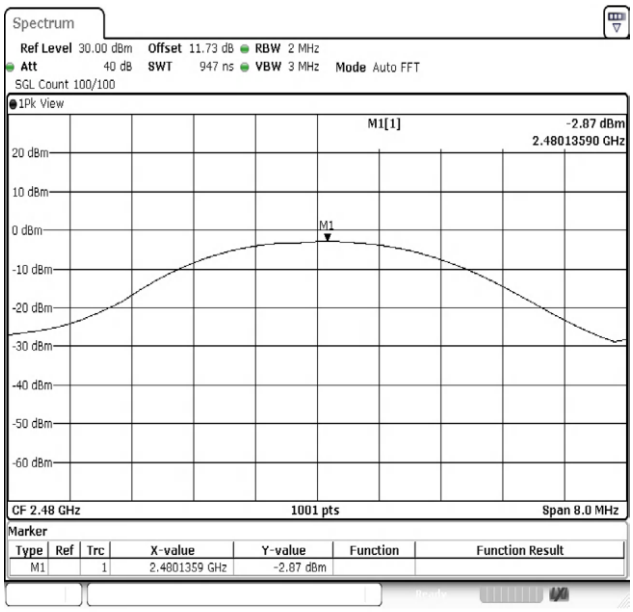

2DH5-Ant1-2480-PASS

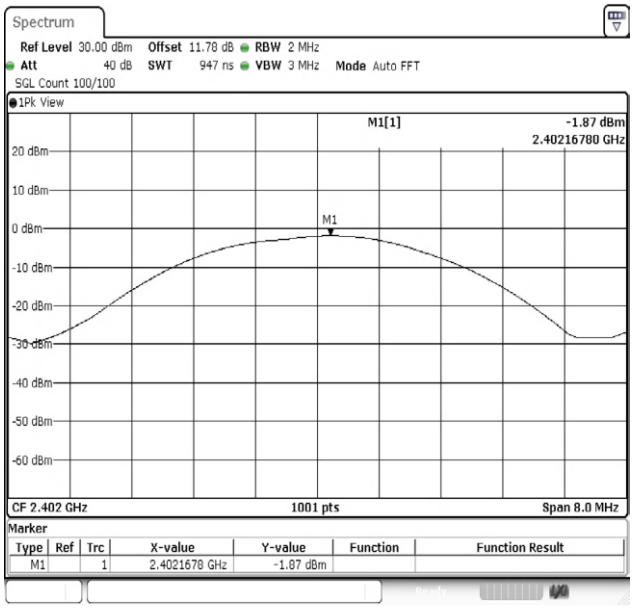

3DH5-Ant1-2402-PASS

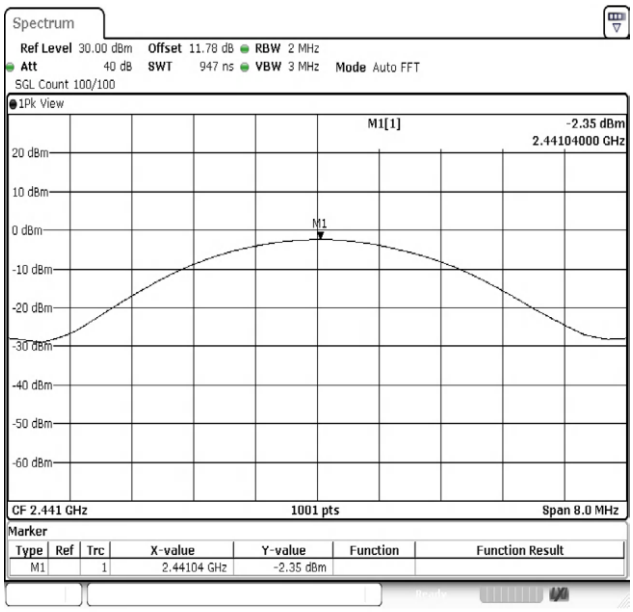

3DH5-Ant1-2441-PASS

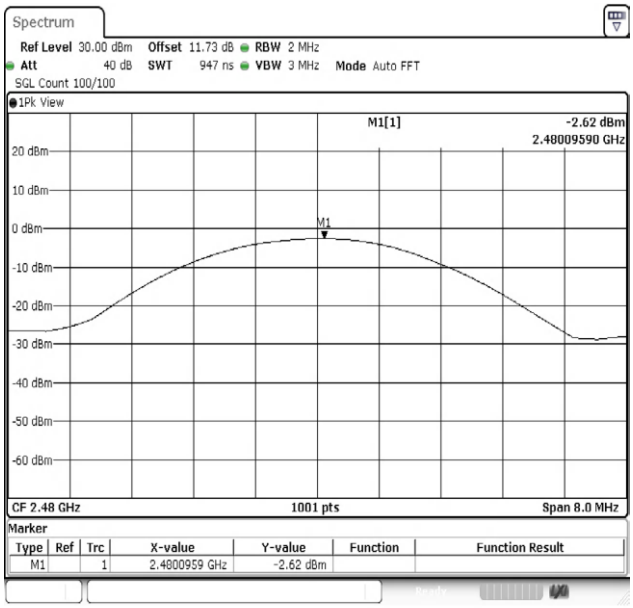

3DH5-Ant1-2480-PASS

Appendix D: Carrier frequency separation

Test Result

TestMode	Antenna	Frequency[MHz]	Result[MHz]	Limit[MHz]	Verdict
DH5	Ant1	Hop	1.049	≥0.720	PASS
2DH5	Ant1	Hop	1.038	≥0.900	PASS
3DH5	Ant1	Hop	1.006	≥0.873	PASS

Test Graphs

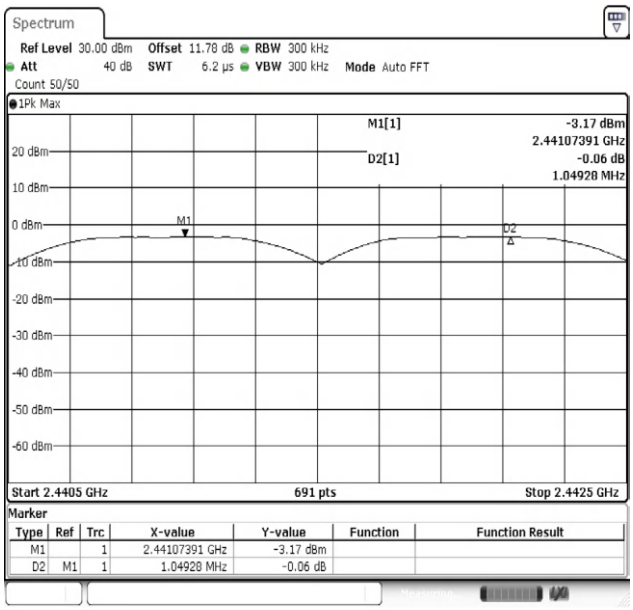

DH5-Ant1-Hop-PASS

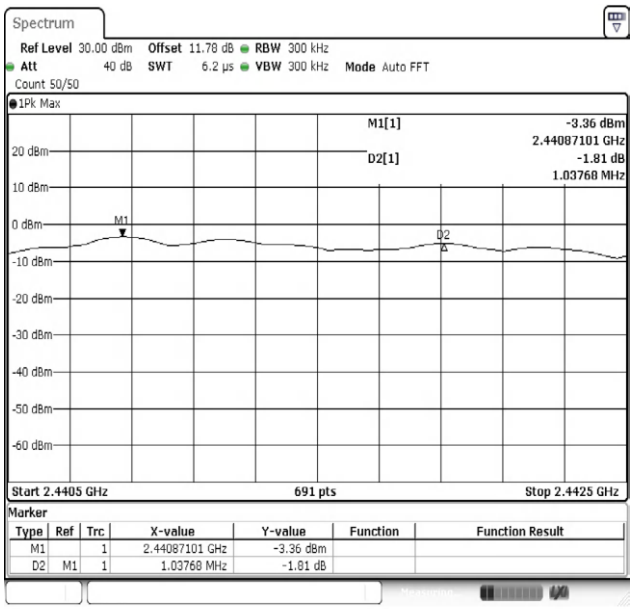

2DH5-Ant1-Hop-PASS

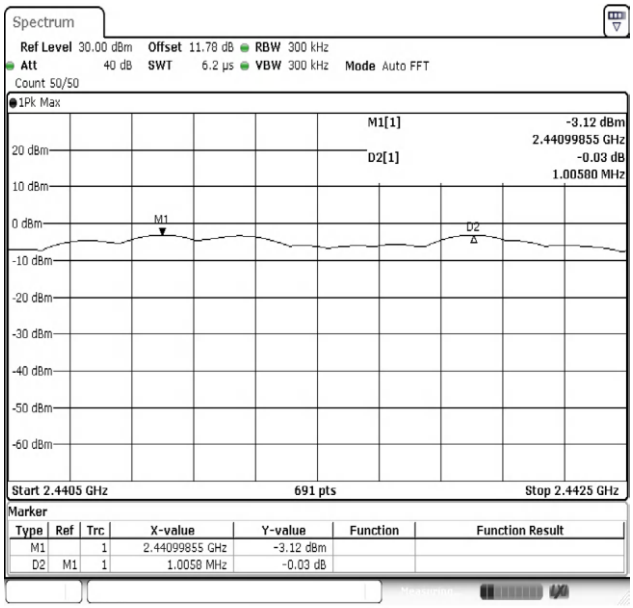

3DH5-Ant1-Hop-PASS

Appendix E: Time of occupancy

Test Result

TestMode	Antenna	Frequency[MHz]	BurstWidth [ms]	TotalHops [Num]	Result[s]	Limit[s]	Verdict
DH1	Ant1	Hop	0.374	321	0.12	≤0.4	PASS
DH3	Ant1	Hop	1.631	158	0.258	≤0.4	PASS
DH5	Ant1	Hop	2.879	109	0.314	≤0.4	PASS
2DH1	Ant1	Hop	0.384	320	0.123	≤0.4	PASS
2DH3	Ant1	Hop	1.636	157	0.257	≤0.4	PASS
2DH5	Ant1	Hop	2.884	111	0.32	≤0.4	PASS
3DH1	Ant1	Hop	0.386	320	0.124	≤0.4	PASS
3DH3	Ant1	Hop	1.636	159	0.26	≤0.4	PASS
3DH5	Ant1	Hop	2.887	112	0.323	≤0.4	PASS

Test Graphs

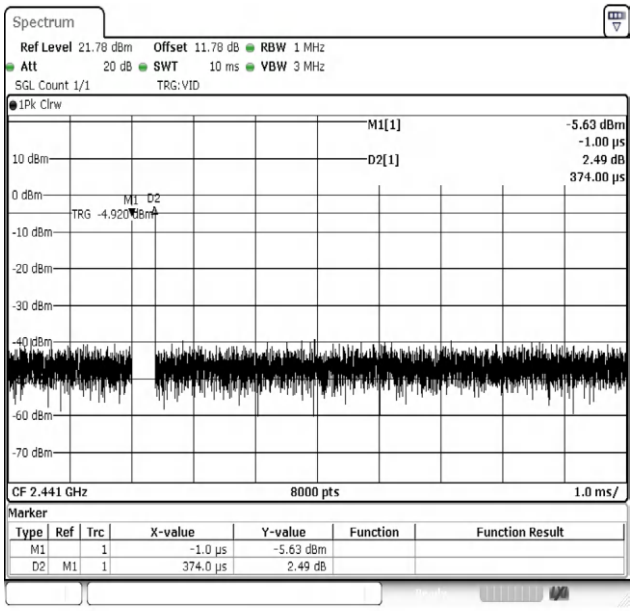

DH1-Ant1-Hop-PASS

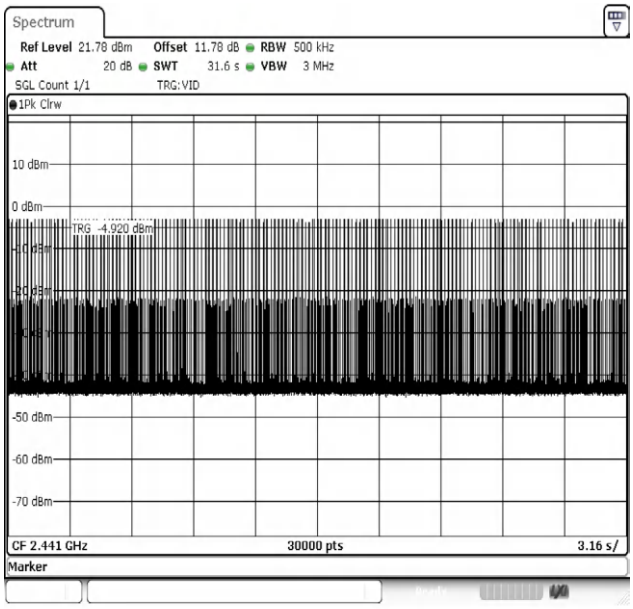

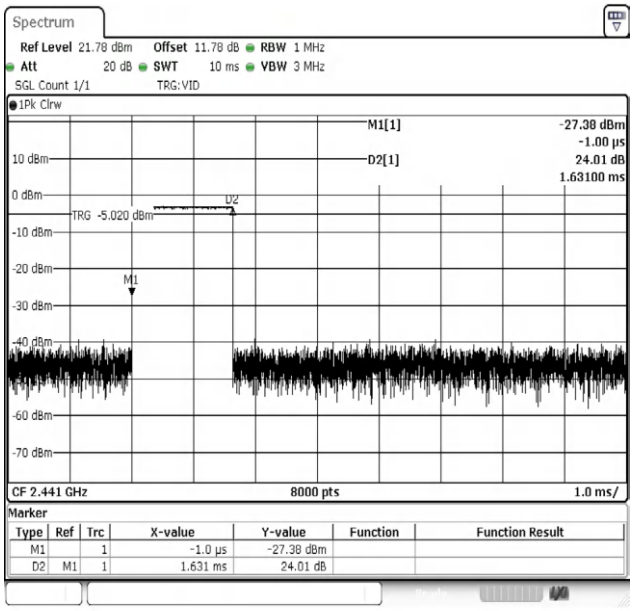

DH3-Ant1-Hop-PASS

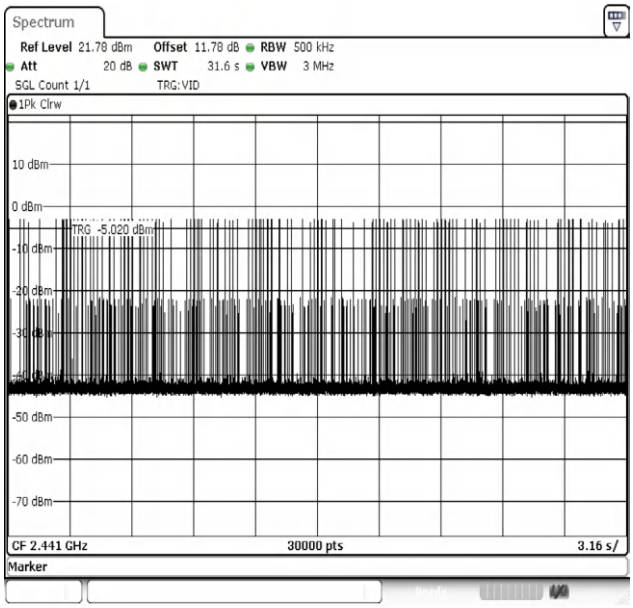

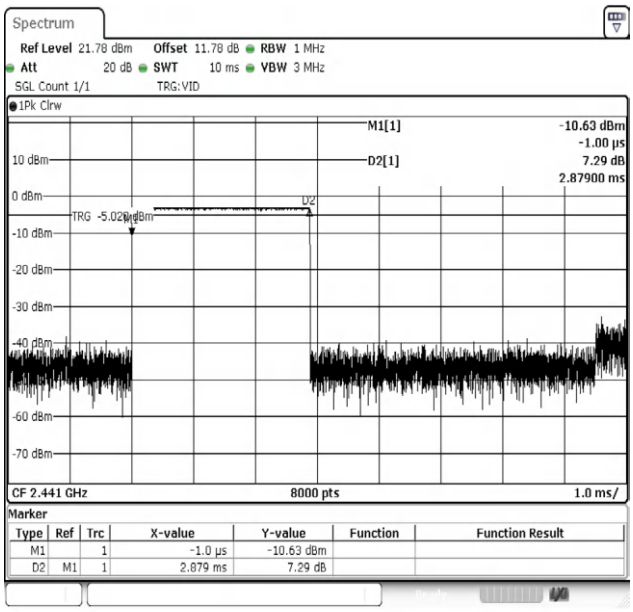

DH5-Ant1-Hop-PASS

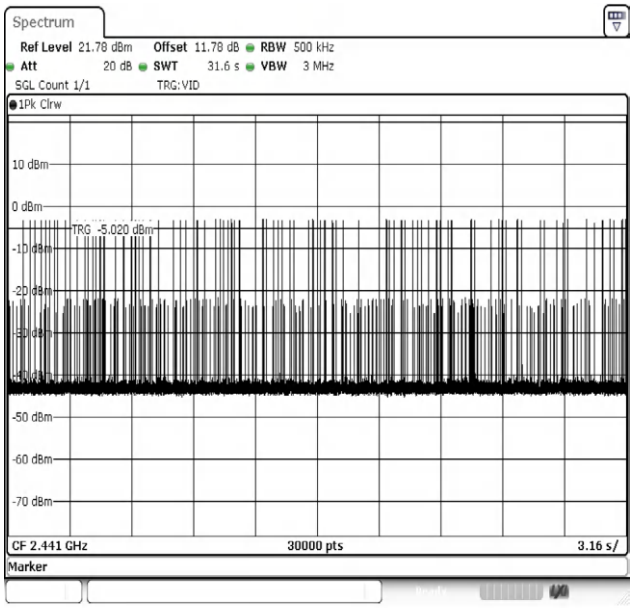

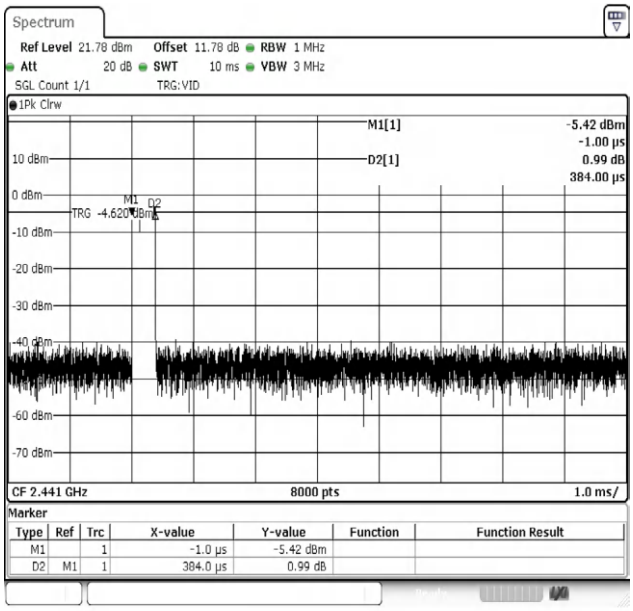

2DH1-Ant1-Hop-PASS

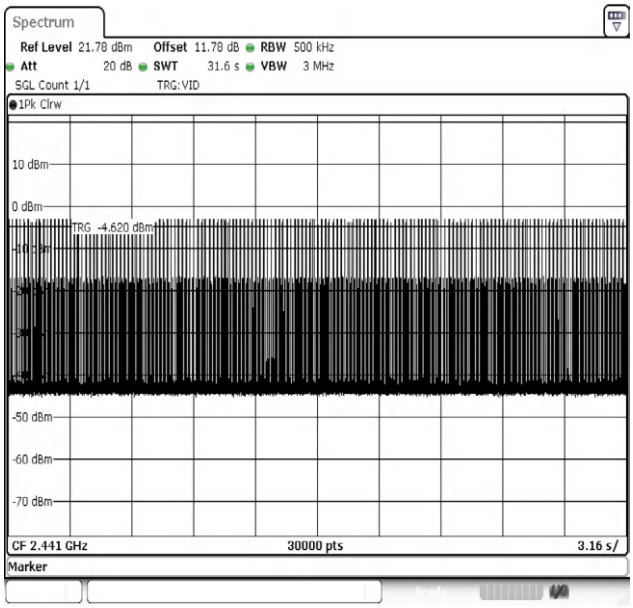

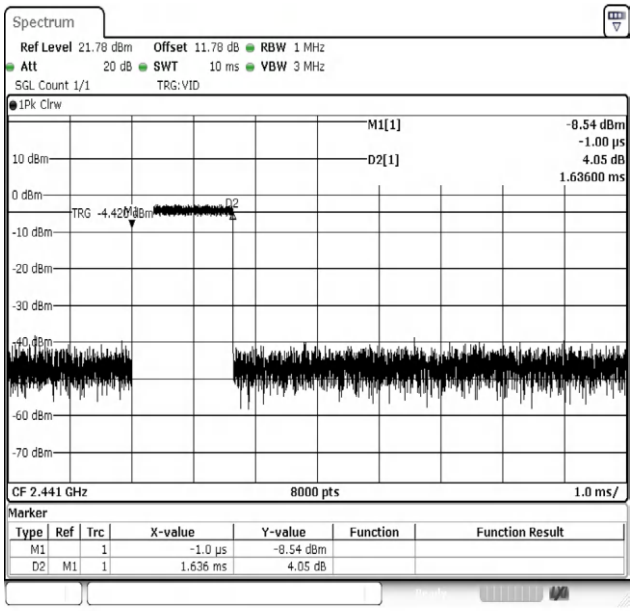

2DH3-Ant1-Hop-PASS

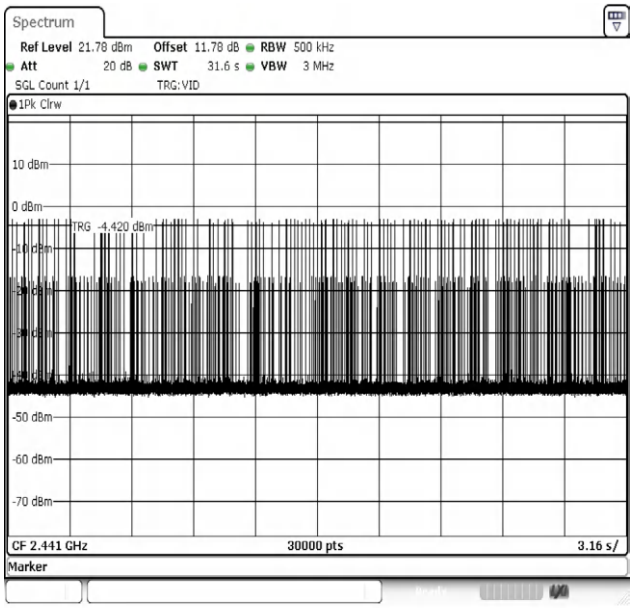

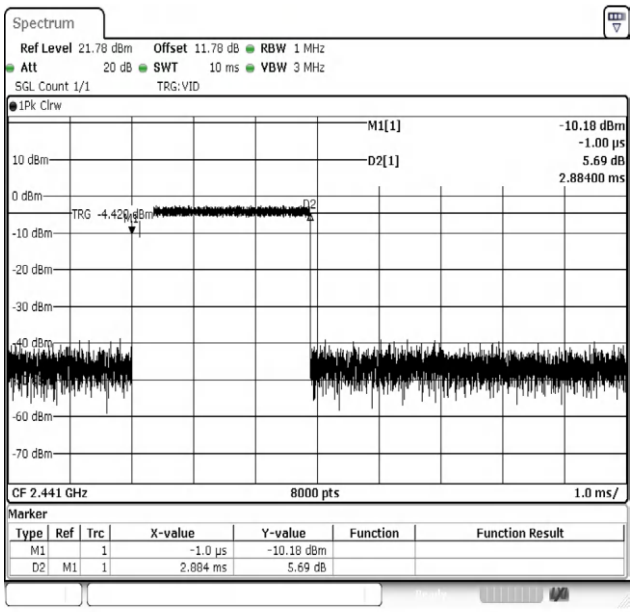

2DH5-Ant1-Hop-PASS

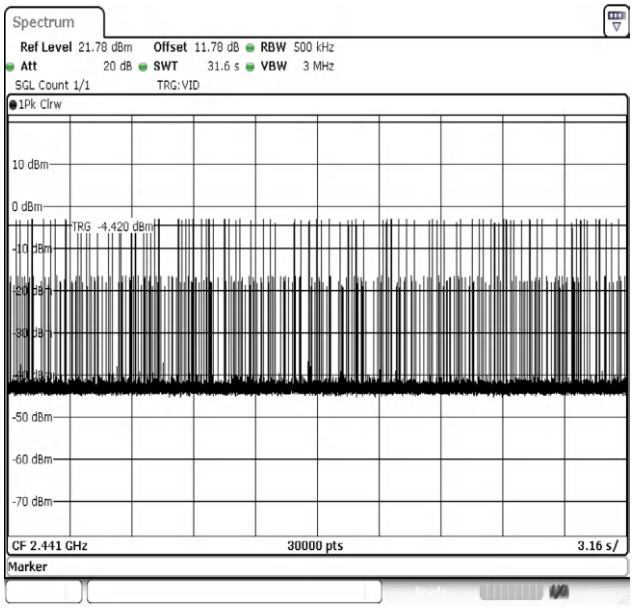

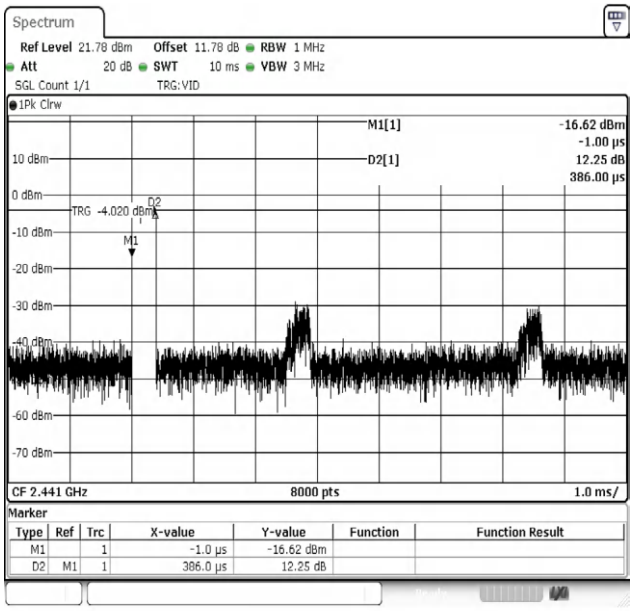

3DH1-Ant1-Hop-PASS

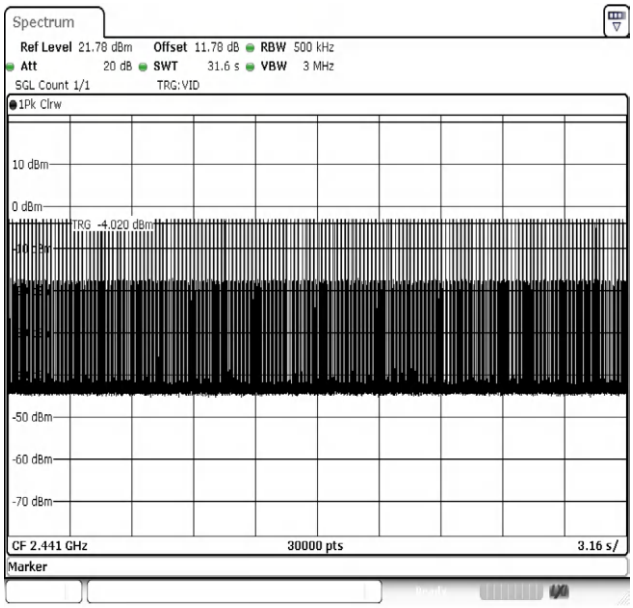

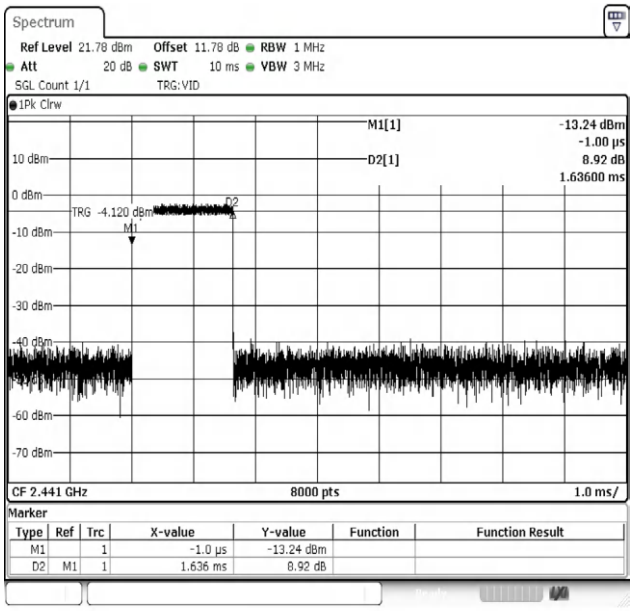

3DH3-Ant1-Hop-PASS

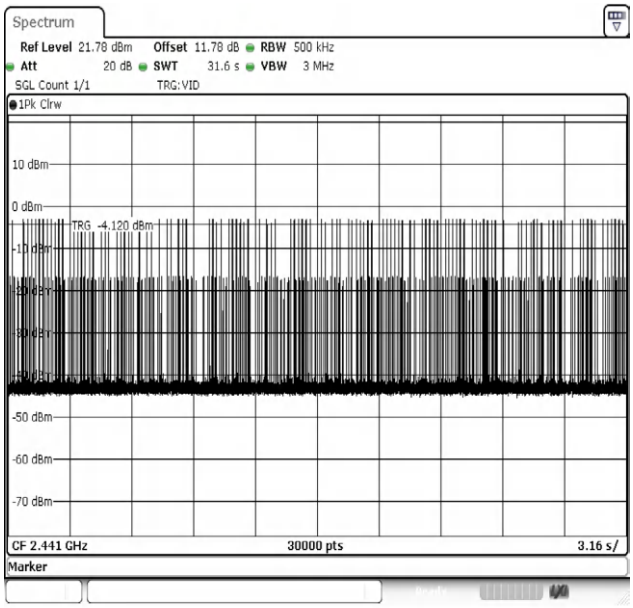

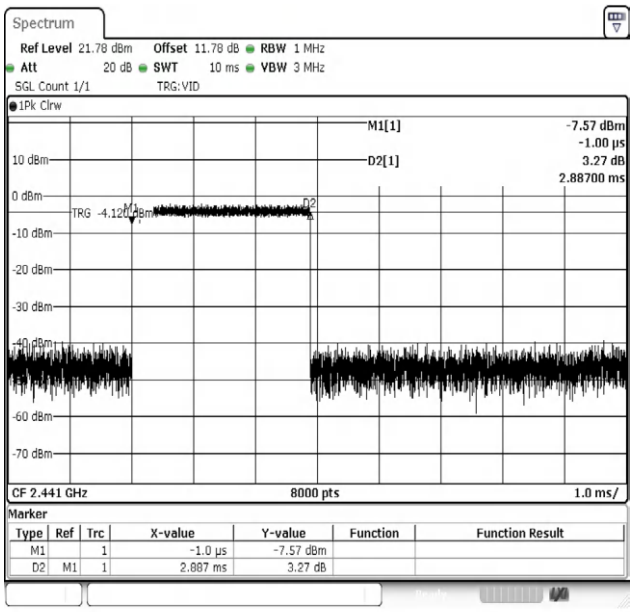

3DH5-Ant1-Hop-PASS

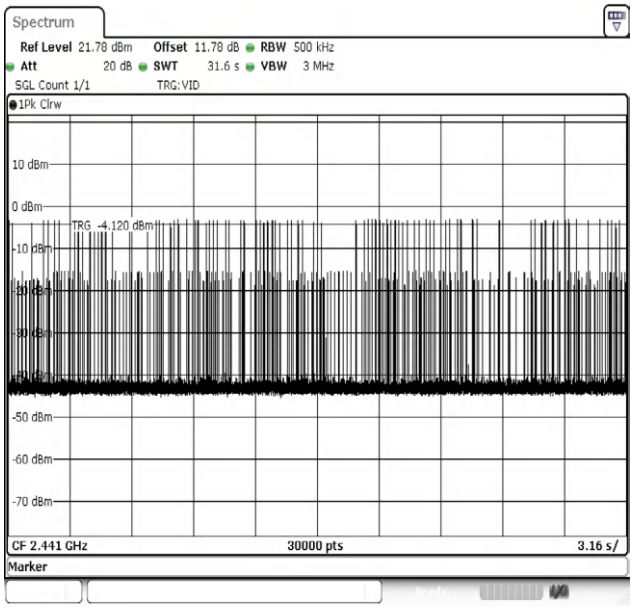

Appendix F: Number of hopping channels

Test Result

TestMode	Antenna	Frequency[MHz]	Result[Num]	Limit[Num]	Verdict
DH5	Ant1	Hop	79	≥15	PASS
2DH5	Ant1	Hop	79	≥15	PASS
3DH5	Ant1	Hop	79	≥15	PASS

Test Graphs

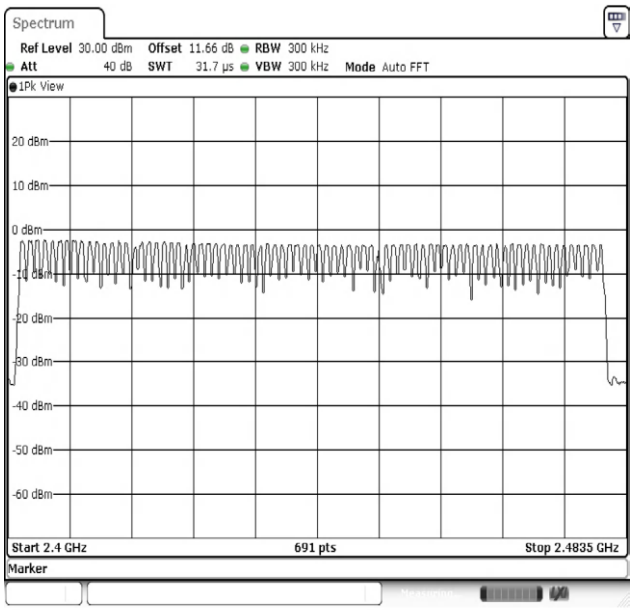

DH5-Ant1-Hop-PASS

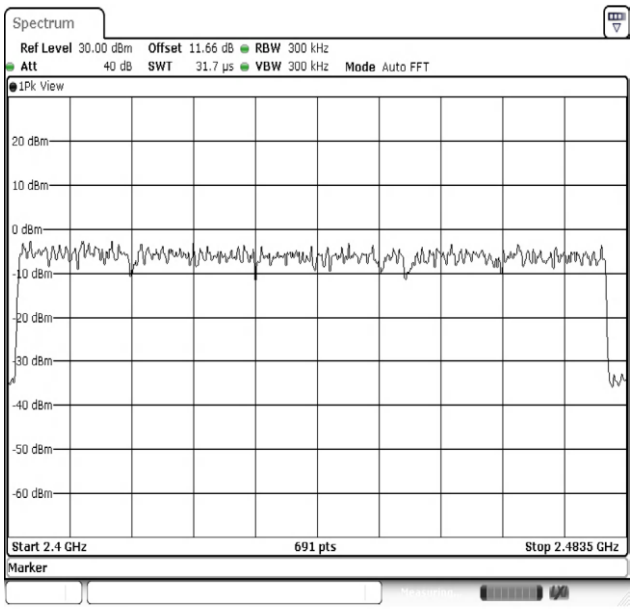

2DH5-Ant1-Hop-PASS

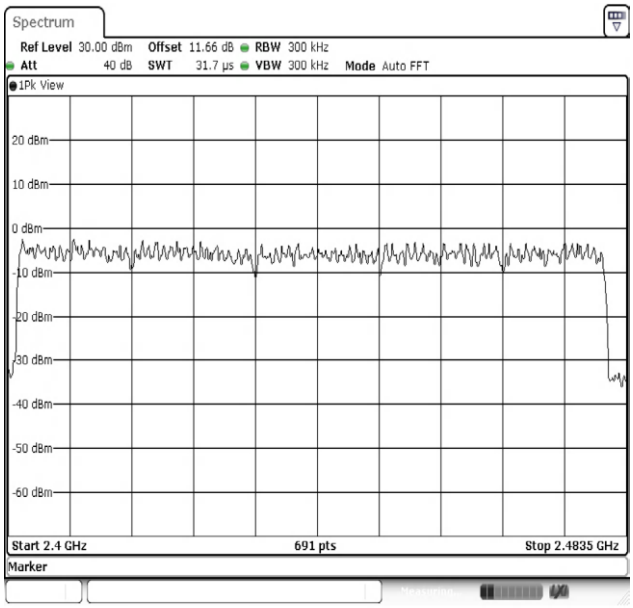

3DH5-Ant1-Hop-PASS

Appendix G: Band edge measurements

Test Result

TestMode	Antenna	ChName	Frequency[MHz]	RefLevel [dBm]	Result [dBm]	Limit [dBm]	Verdict
DH5	Ant1	Low	2402	-2.85	-47.08	≤-22.85	PASS
DH5	Ant1	High	2480	-3.80	-46.28	≤-23.8	PASS
DH5	Ant1	Low	Hop_2402	-3.40	-46.92	≤-23.4	PASS
DH5	Ant1	High	Hop_2480	-3.54	-44.25	≤-23.54	PASS
2DH5	Ant1	Low	2402	-2.85	-47.03	≤-22.85	PASS
2DH5	Ant1	High	2480	-4.05	-46.65	≤-24.05	PASS
2DH5	Ant1	Low	Hop_2402	-4.73	-47.19	≤-24.73	PASS
2DH5	Ant1	High	Hop_2480	-4.02	-46.31	≤-24.02	PASS
3DH5	Ant1	Low	2402	-2.65	-47.6	≤-22.65	PASS
3DH5	Ant1	High	2480	-4.11	-46.44	≤-24.11	PASS
3DH5	Ant1	Low	Hop_2402	-6.37	-47.42	≤-26.37	PASS
3DH5	Ant1	High	Hop_2480	-3.76	-45.79	≤-23.76	PASS

Test Graphs

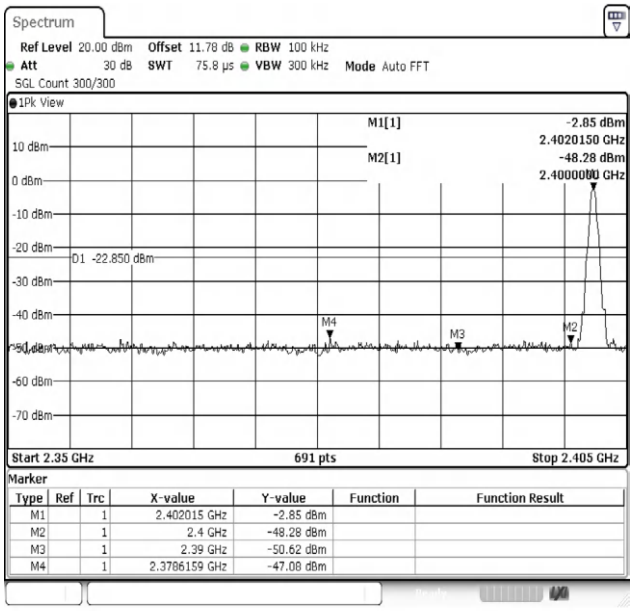

DH5-Ant1-2402-PASS

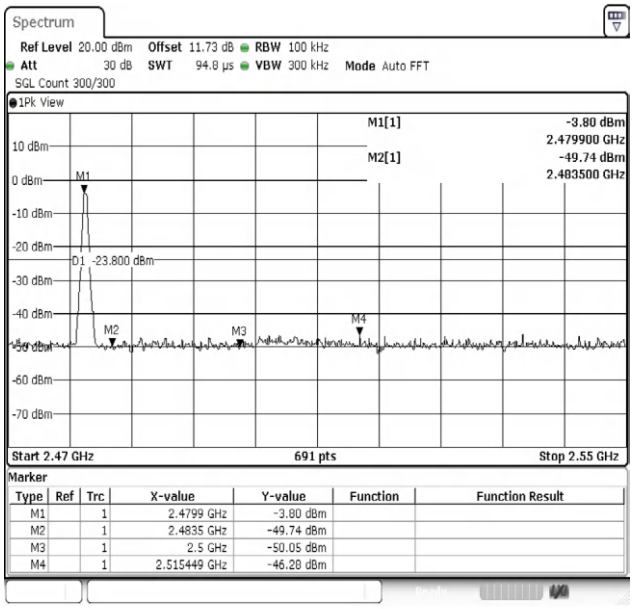

DH5-Ant1-2480-PASS

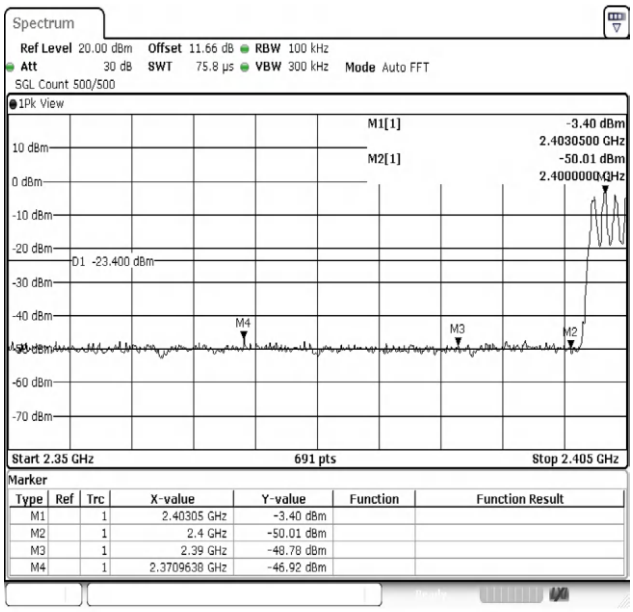

DH5-Ant1-Hop_2402-PASS

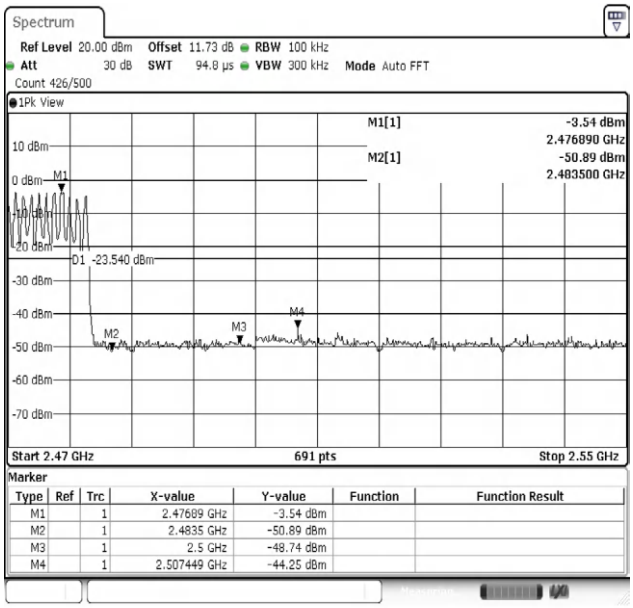

DH5-Ant1-Hop_2480-PASS

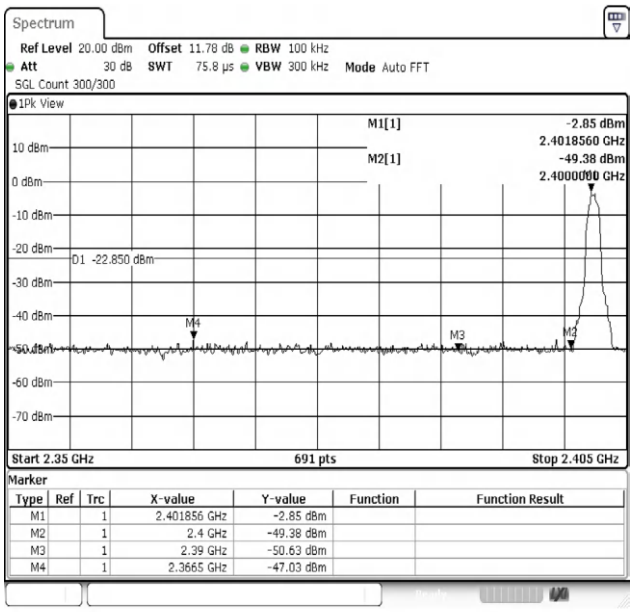

2DH5-Ant1-2402-PASS

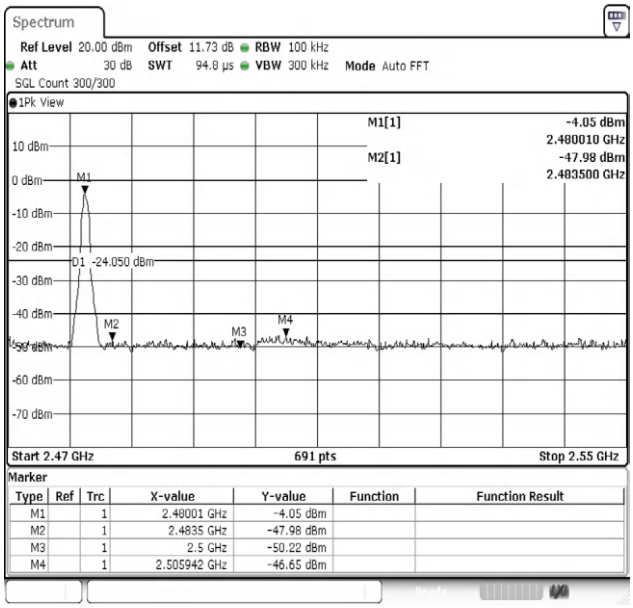

2DH5-Ant1-2480-PASS

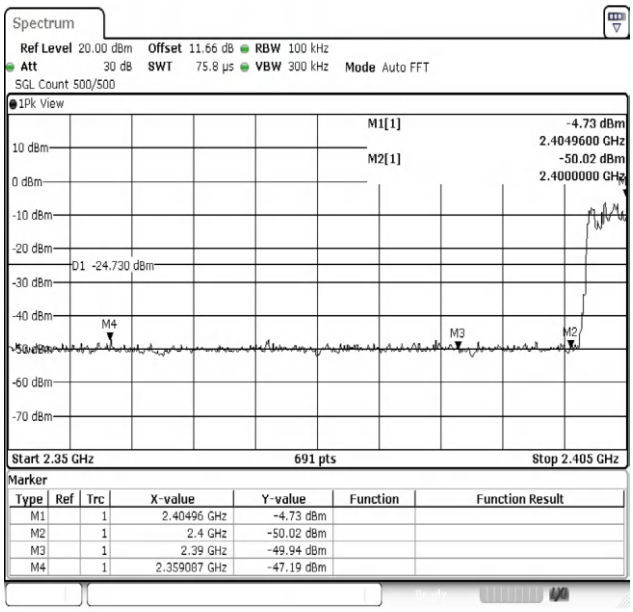

2DH5-Ant1-Hop_2402-PASS

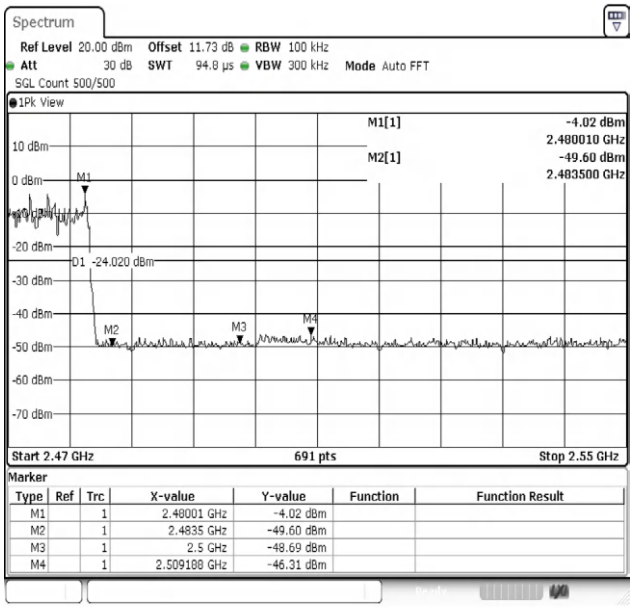

2DH5-Ant1-Hop_2480-PASS

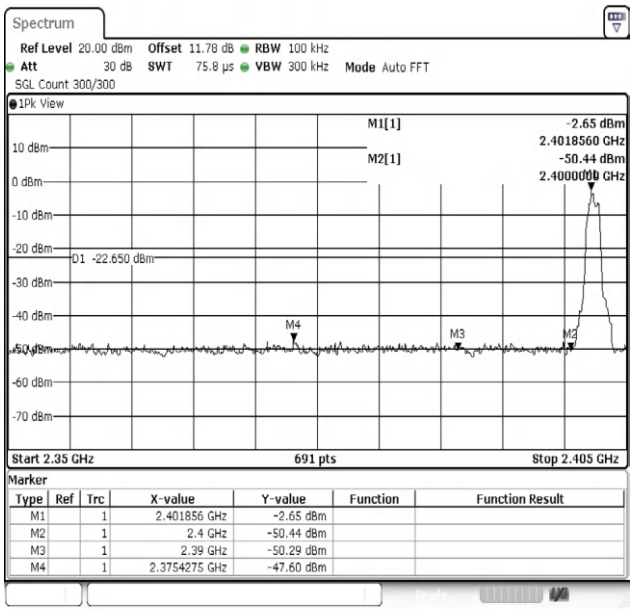

3DH5-Ant1-2402-PASS

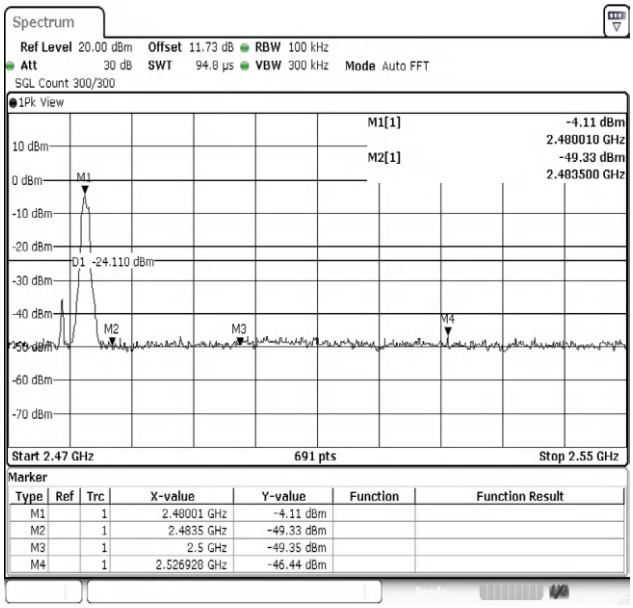

3DH5-Ant1-2480-PASS

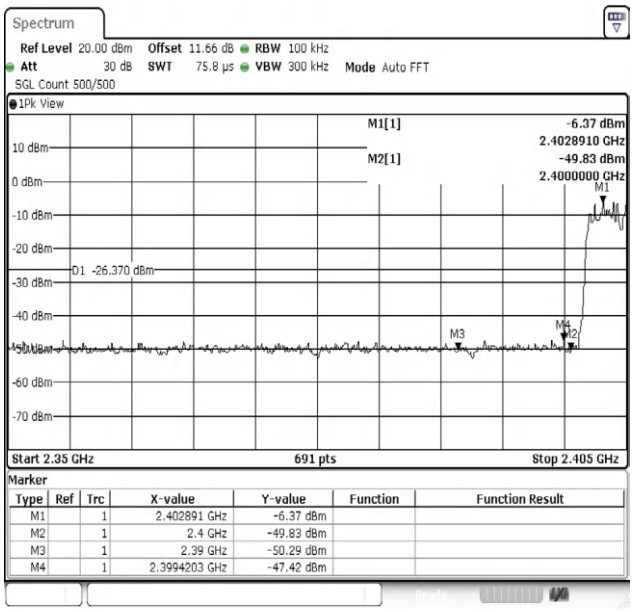

3DH5-Ant1-Hop_2402-PASS

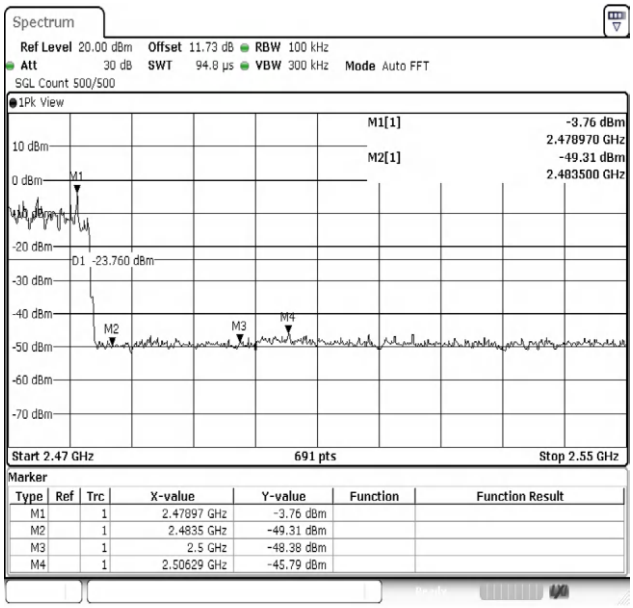

3DH5-Ant1-Hop_2480-PASS

Appendix H: Conducted Spurious Emission

Test Result

TestMode	Antenna	Frequency[MHz]	FreqRange [MHz]	RefLevel [dBm]	Result [dBm]	Limit [dBm]	Verdict
DH5	Ant1	2402	0~Reference	-3.05	-3.05	---	PASS
DH5	Ant1	2402	30~1000	-3.05	-58.12	≤-23.05	PASS
DH5	Ant1	2402	1000~26500	-3.05	-40.18	≤-23.05	PASS
DH5	Ant1	2441	0~Reference	-4.06	-4.06	---	PASS
DH5	Ant1	2441	30~1000	-4.06	-57.65	≤-24.06	PASS
DH5	Ant1	2441	1000~26500	-4.06	-43.8	≤-24.06	PASS
DH5	Ant1	2480	0~Reference	-4.42	-4.42	---	PASS
DH5	Ant1	2480	30~1000	-4.42	-57.16	≤-24.42	PASS
DH5	Ant1	2480	1000~26500	-4.42	-43.53	≤-24.42	PASS
2DH5	Ant1	2402	0~Reference	-8.58	-8.58	---	PASS
2DH5	Ant1	2402	30~1000	-8.58	-58.86	≤-28.58	PASS
2DH5	Ant1	2402	1000~26500	-8.58	-44.07	≤-28.58	PASS
2DH5	Ant1	2441	0~Reference	-8.23	-8.23	---	PASS
2DH5	Ant1	2441	30~1000	-8.23	-58.2	≤-28.23	PASS
2DH5	Ant1	2441	1000~26500	-8.23	-44.08	≤-28.23	PASS
2DH5	Ant1	2480	0~Reference	-4.51	-4.51	---	PASS
2DH5	Ant1	2480	30~1000	-4.51	-58.4	≤-24.51	PASS
2DH5	Ant1	2480	1000~26500	-4.51	-44.24	≤-24.51	PASS
3DH5	Ant1	2402	0~Reference	-7.50	-7.50	---	PASS
3DH5	Ant1	2402	30~1000	-7.50	-58.22	≤-27.5	PASS
3DH5	Ant1	2402	1000~26500	-7.50	-43.99	≤-27.5	PASS
3DH5	Ant1	2441	0~Reference	-7.37	-7.37	---	PASS
3DH5	Ant1	2441	30~1000	-7.37	-56.92	≤-27.37	PASS
3DH5	Ant1	2441	1000~26500	-7.37	-43.09	≤-27.37	PASS
3DH5	Ant1	2480	0~Reference	-4.05	-4.05	---	PASS
3DH5	Ant1	2480	30~1000	-4.05	-57.87	≤-24.05	PASS
3DH5	Ant1	2480	1000~26500	-4.05	-43.81	≤-24.05	PASS

Test Graphs

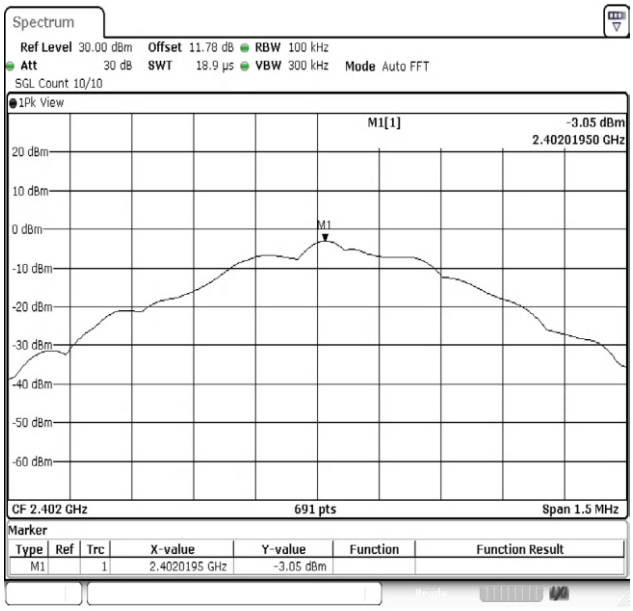

DH5-Ant1-2402-0~Reference-PASS

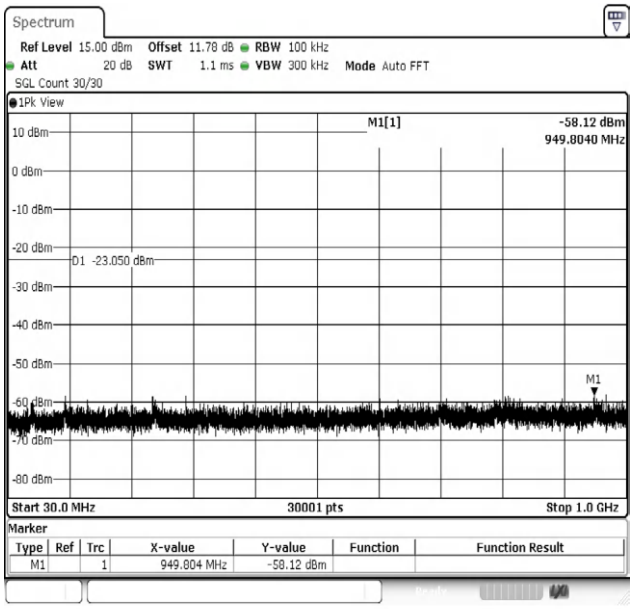

DH5-Ant1-2402-30~1000-PASS

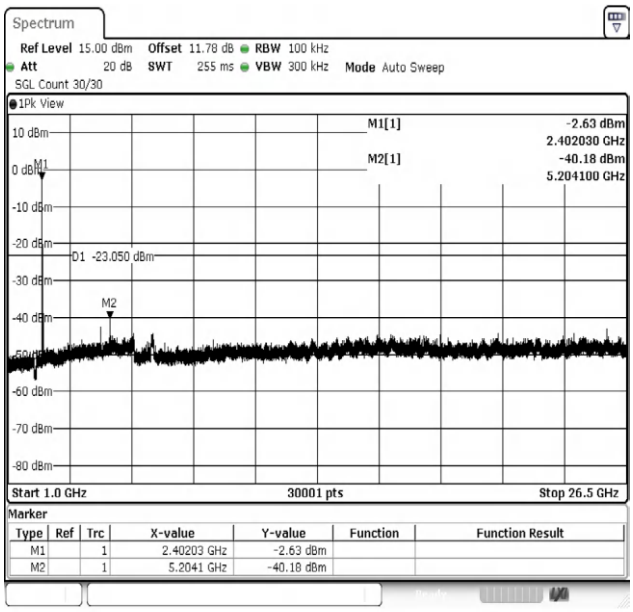

DH5-Ant1-2402-1000~26500-PASS

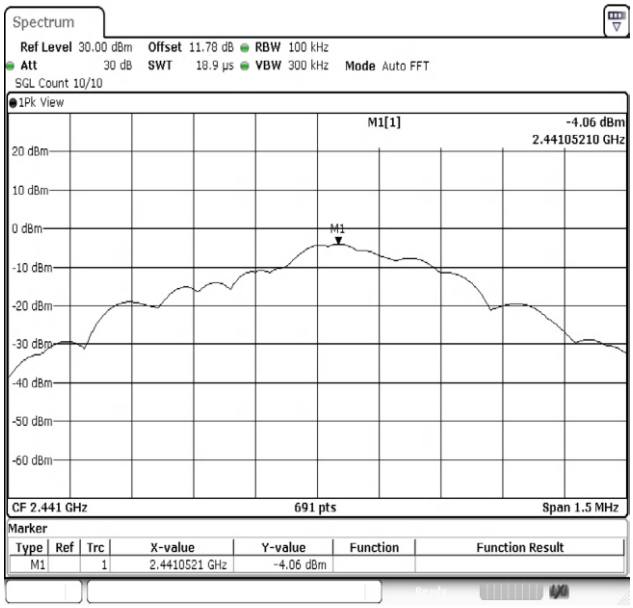

DH5-Ant1-2441-0~Reference-PASS

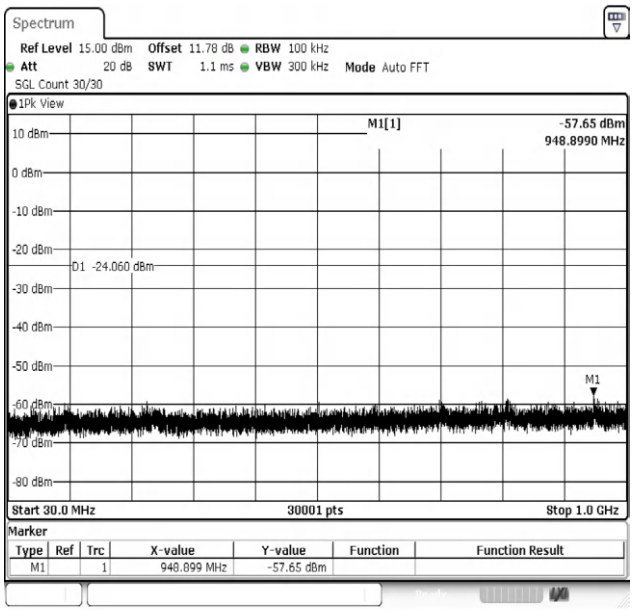

DH5-Ant1-2441-30~1000-PASS

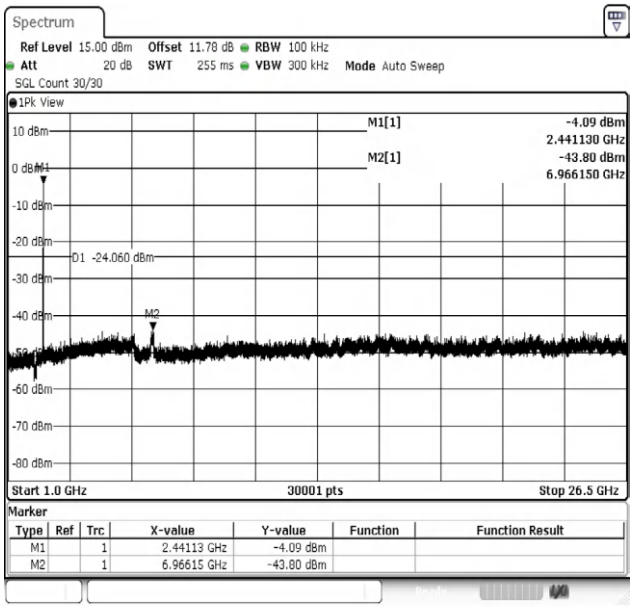

DH5-Ant1-2441-1000~26500-PASS

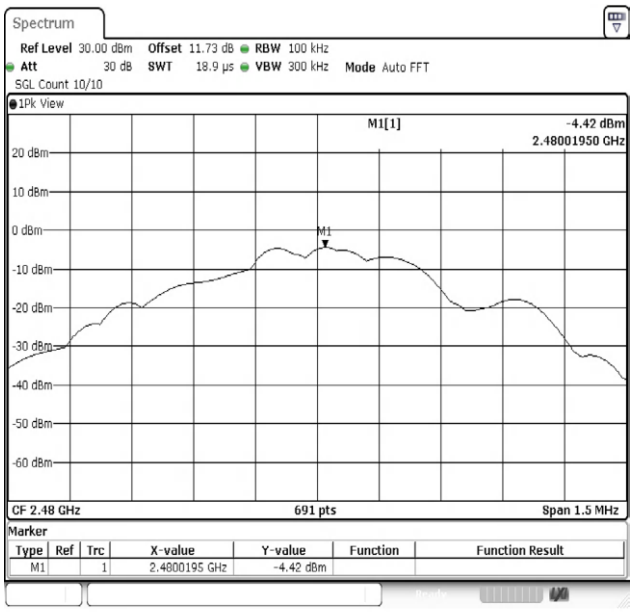

DH5-Ant1-2480-0~Reference-PASS

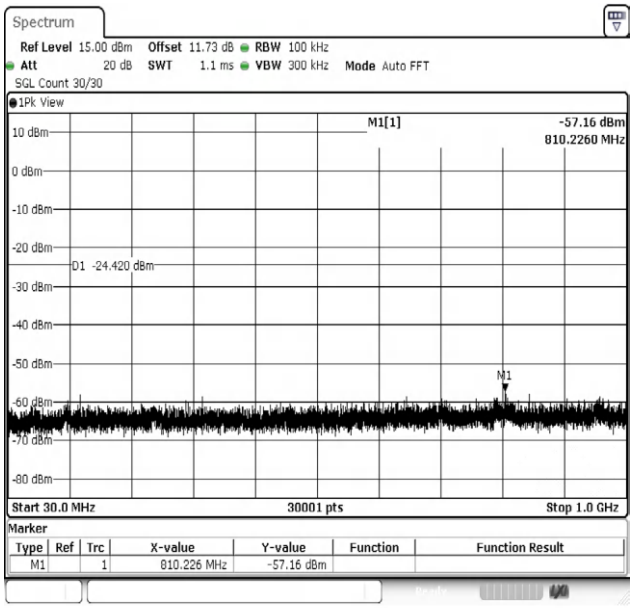

DH5-Ant1-2480-30~1000-PASS

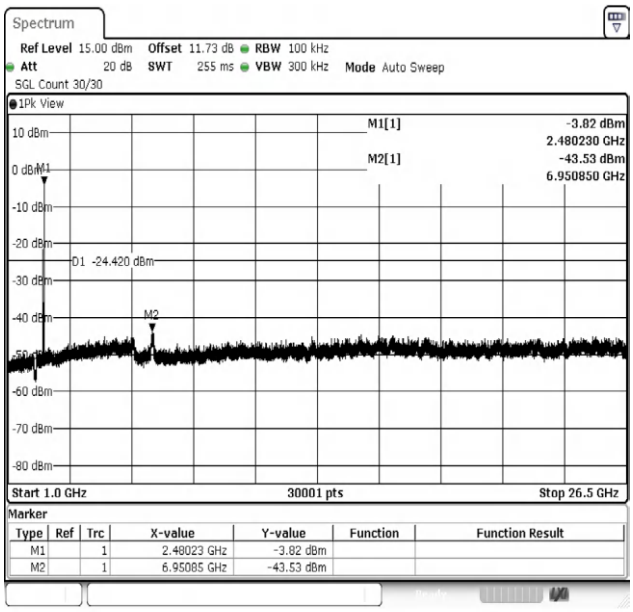

DH5-Ant1-2480-1000~26500-PASS

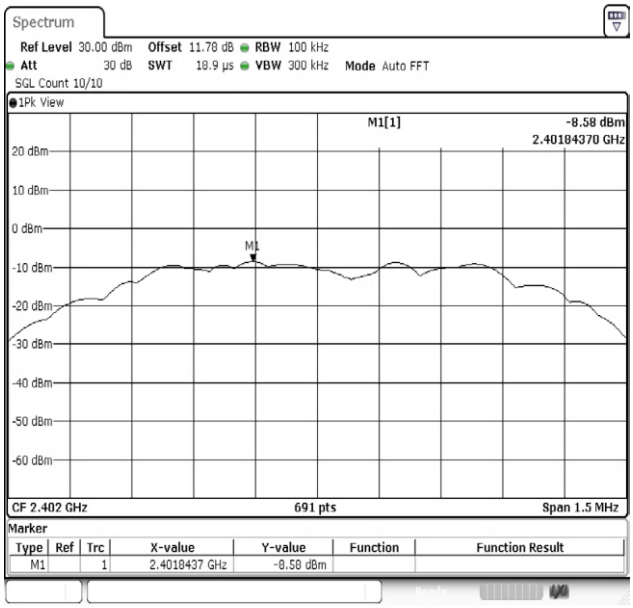

2DH5-Ant1-2402-0~Reference-PASS

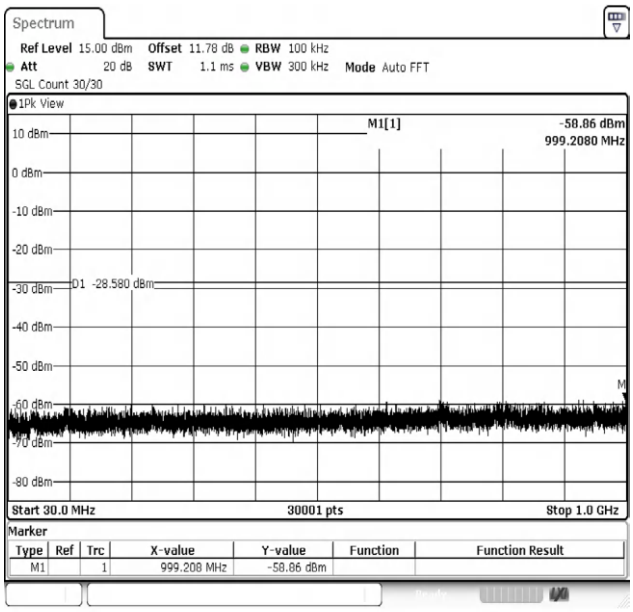

2DH5-Ant1-2402-30~1000-PASS

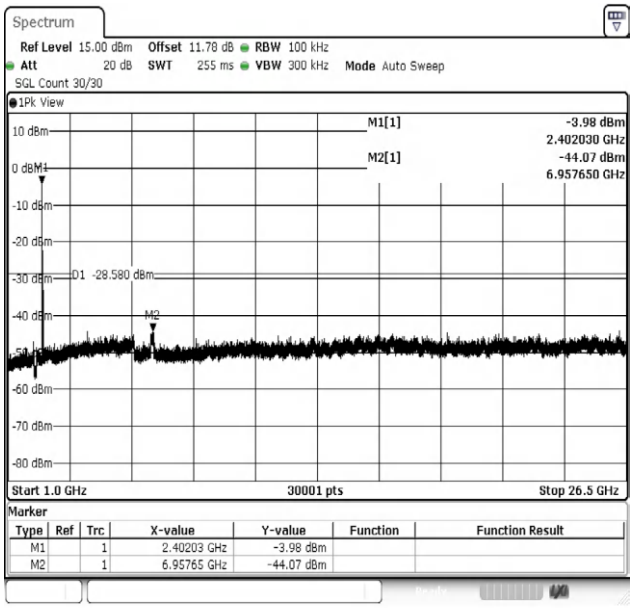

2DH5-Ant1-2402-1000~26500-PASS

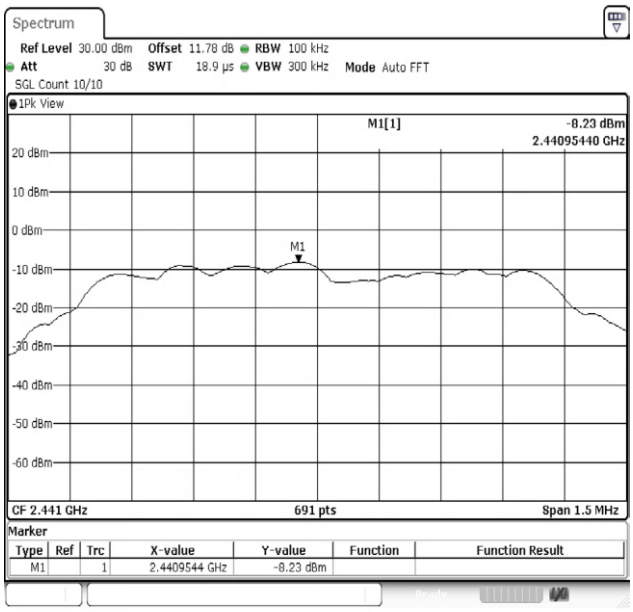

2DH5-Ant1-2441-0~Reference-PASS

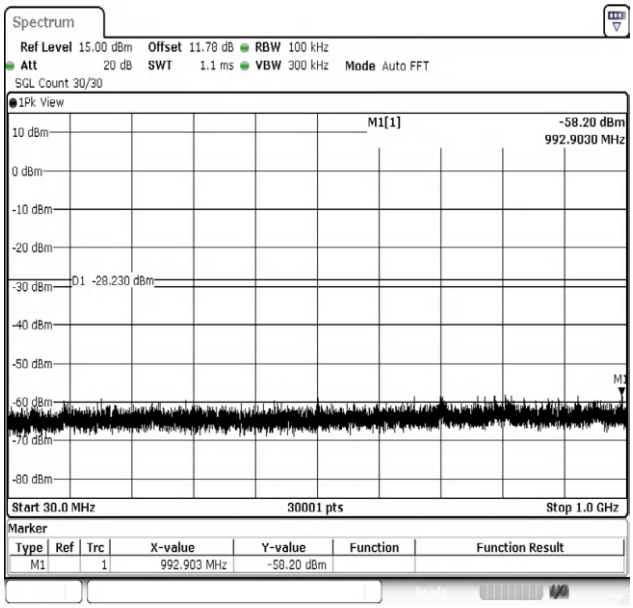

2DH5-Ant1-2441-30~1000-PASS

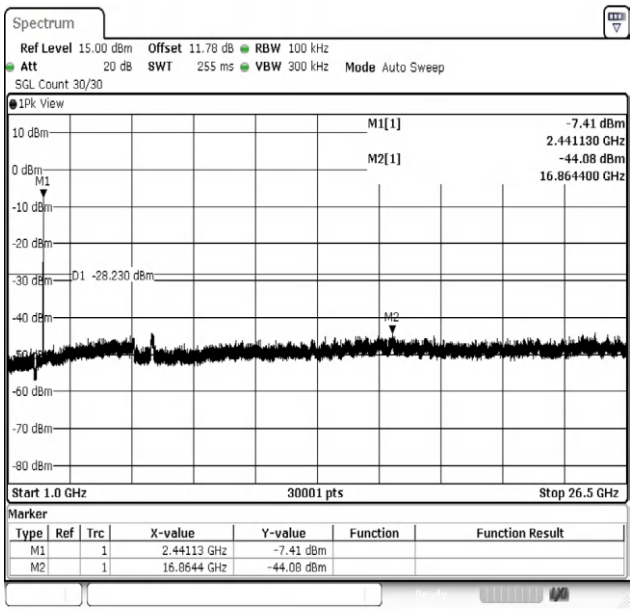

2DH5-Ant1-2441-1000~26500-PASS

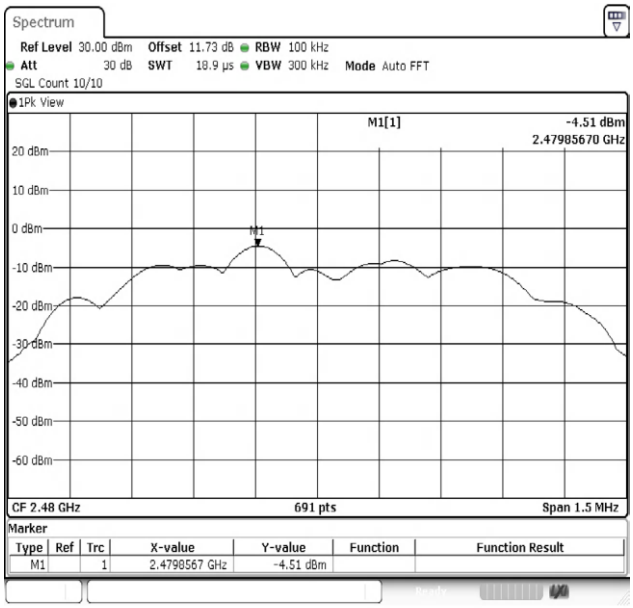

2DH5-Ant1-2480-0~Reference-PASS

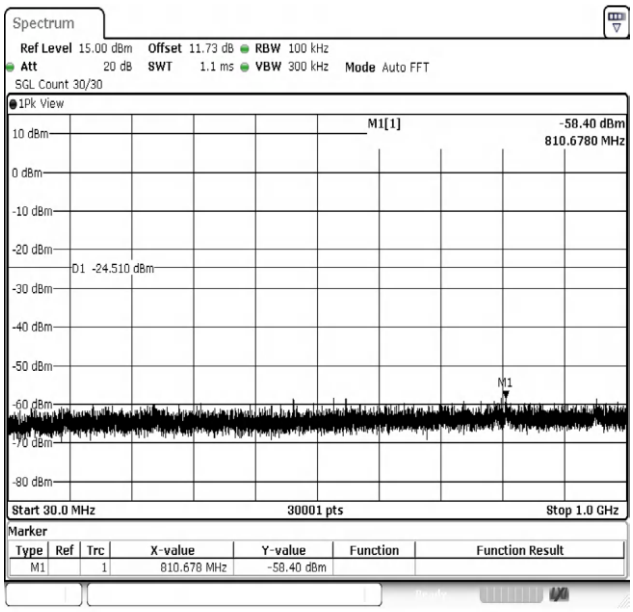

2DH5-Ant1-2480-30~1000-PASS

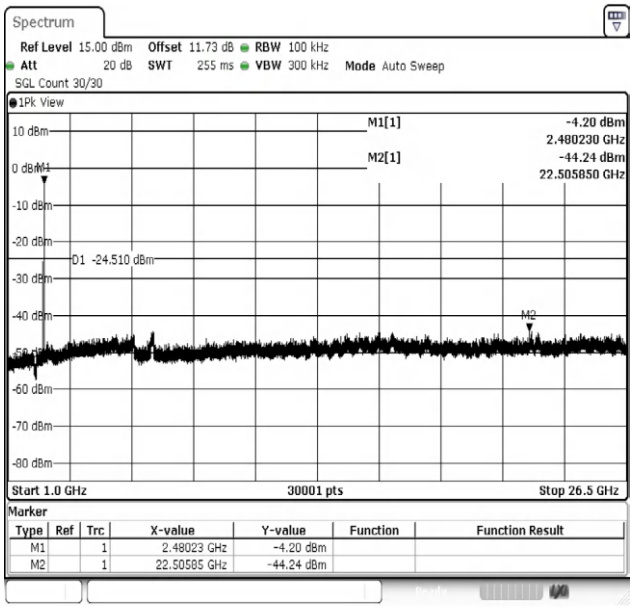

2DH5-Ant1-2480-1000~26500-PASS

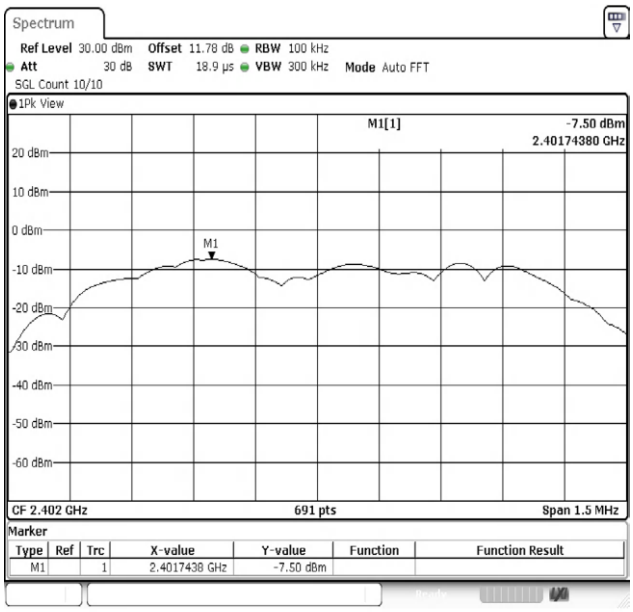

3DH5-Ant1-2402-0~Reference-PASS

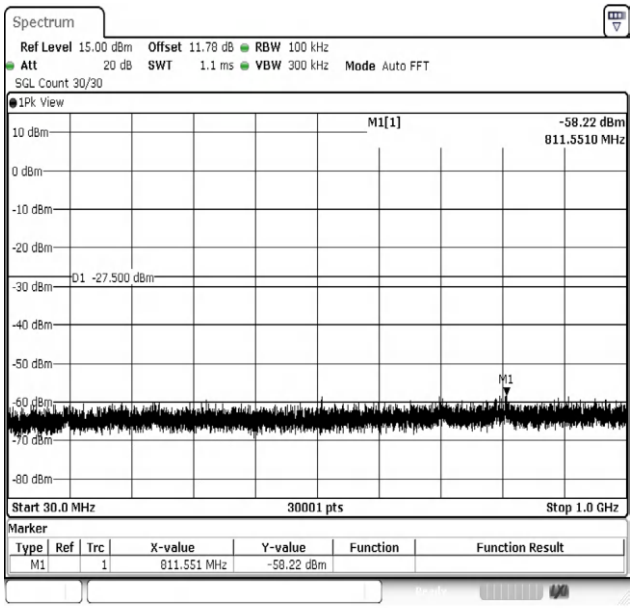

3DH5-Ant1-2402-30~1000-PASS

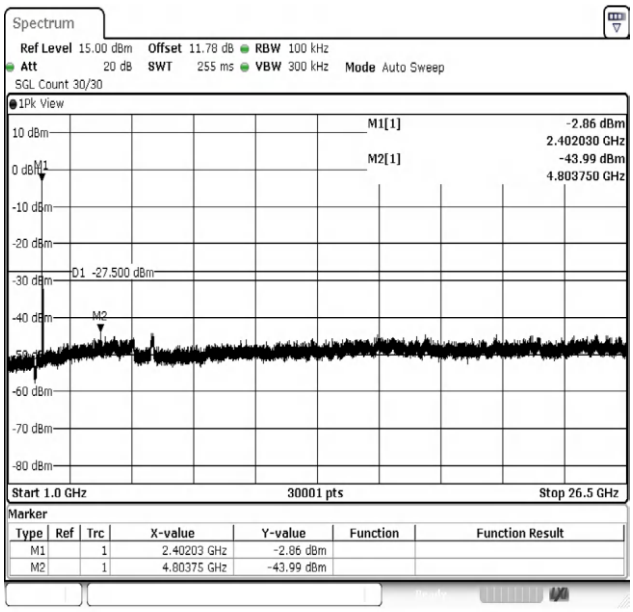

3DH5-Ant1-2402-1000~26500-PASS

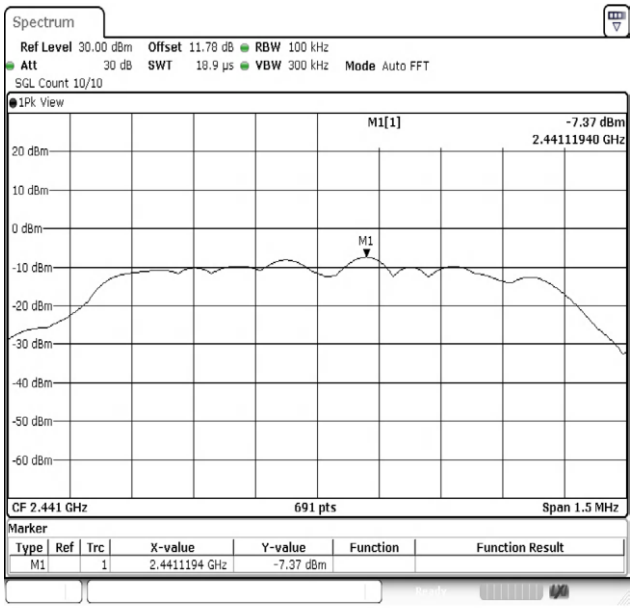

3DH5-Ant1-2441-0~Reference-PASS

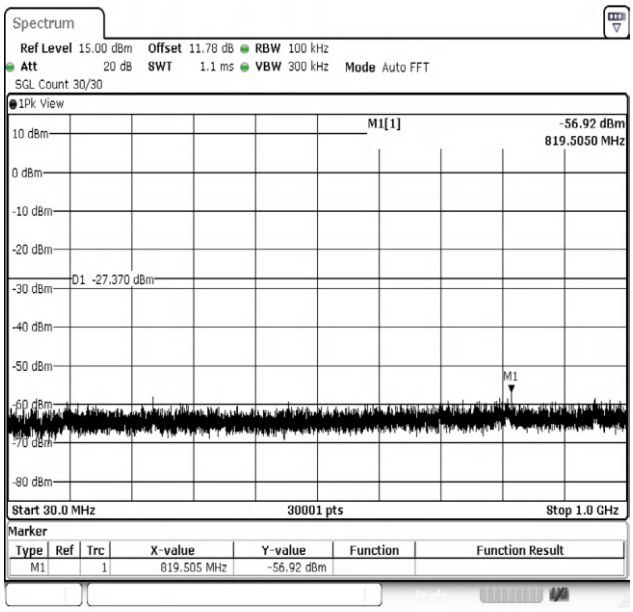

3DH5-Ant1-2441-30~1000-PASS

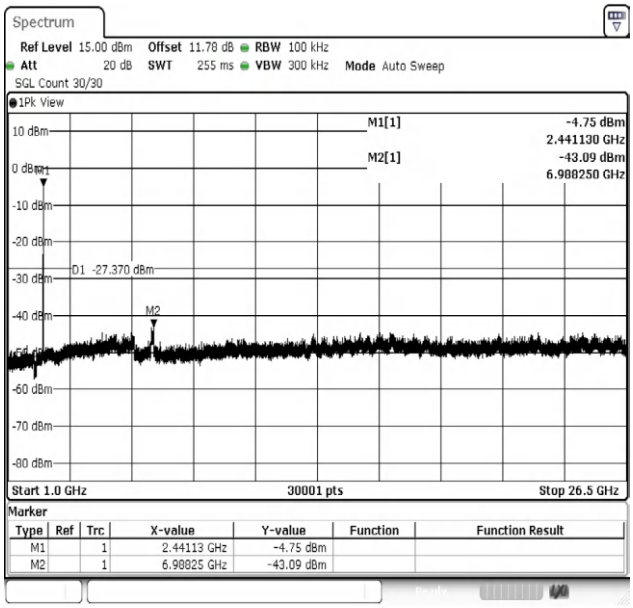

3DH5-Ant1-2441-1000~26500-PASS

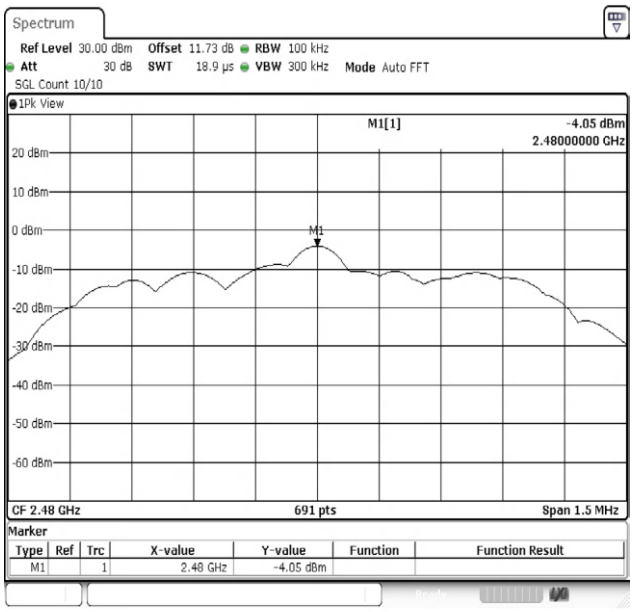

3DH5-Ant1-2480-0~Reference-PASS

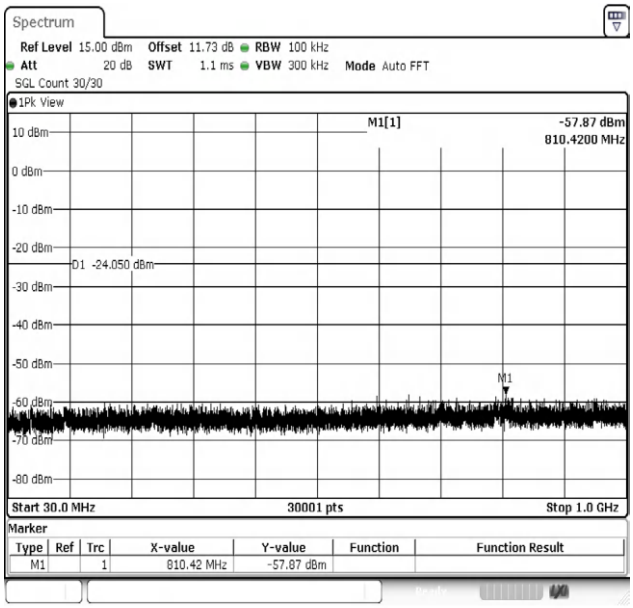

3DH5-Ant1-2480-30~1000-PASS

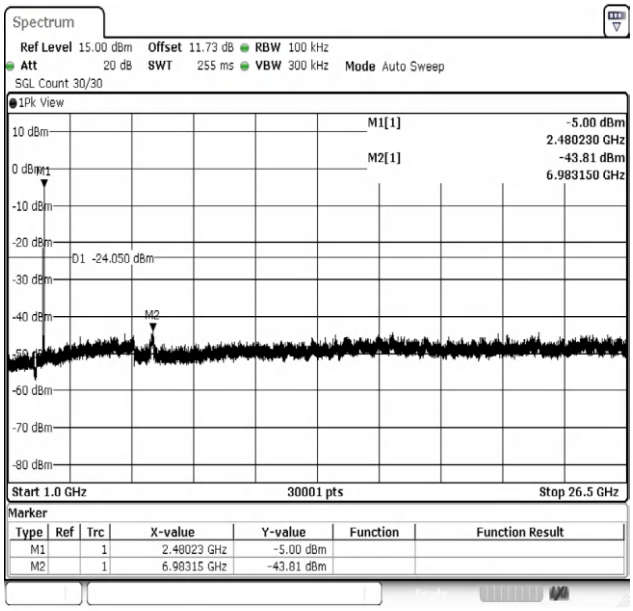

3DH5-Ant1-2480-1000~26500-PASS

Appendix I: Duty Cycle

Test Result

TestMode	Antenna	Frequency[MHz]	ON Time [ms]	Period [ms]	Duty Cycle [%]	Duty Cycle Factor[dB]
DH5	Ant1	2402	2.88	3.75	76.80	1.15
DH5	Ant1	2441	2.88	3.75	76.80	1.15
DH5	Ant1	2480	2.88	3.75	76.80	1.15
2DH5	Ant1	2402	2.89	3.75	77.07	1.13
2DH5	Ant1	2441	2.89	3.76	76.86	1.14
2DH5	Ant1	2480	2.89	3.75	77.07	1.13
3DH5	Ant1	2402	2.89	3.75	77.07	1.13
3DH5	Ant1	2441	2.89	3.76	76.86	1.14
3DH5	Ant1	2480	2.89	3.76	76.86	1.14

Test Graphs

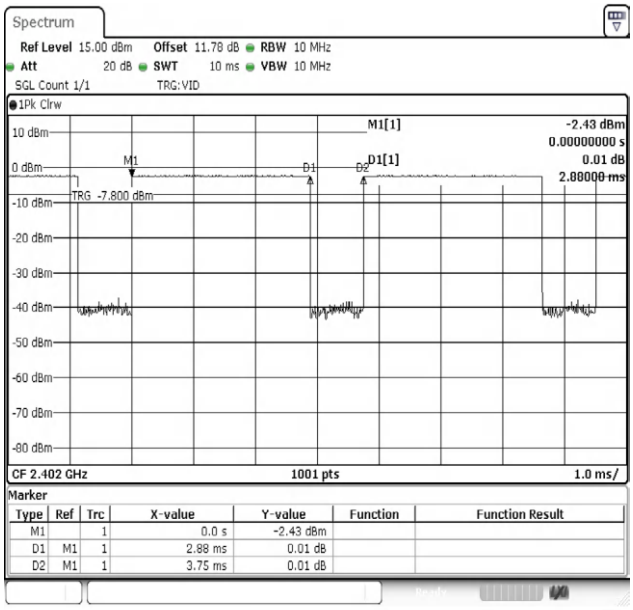

NTNV-DH5-Ant1-2402

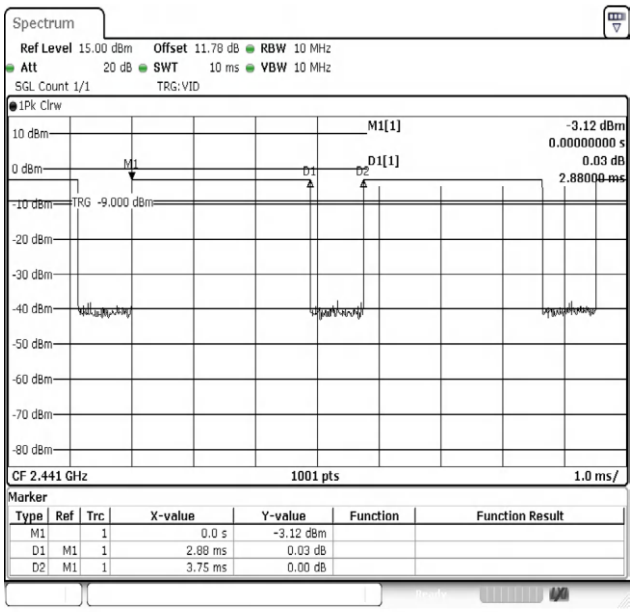

NTNV-DH5-Ant1-2441

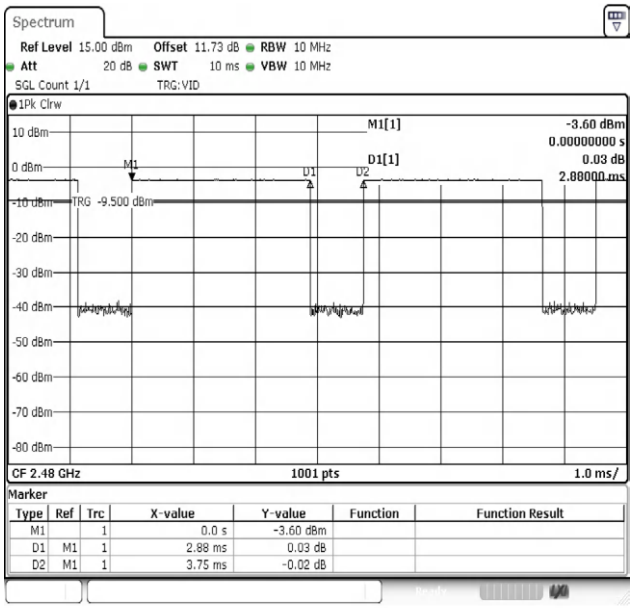

NTNV-DH5-Ant1-2480

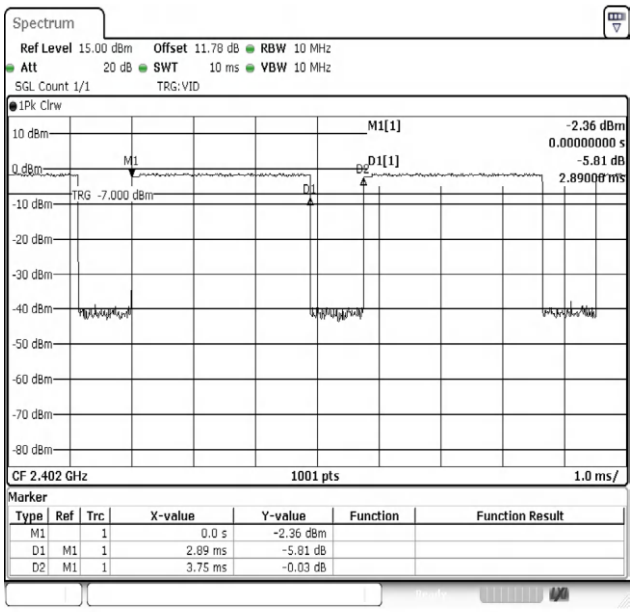

NTNV-2DH5-Ant1-2402

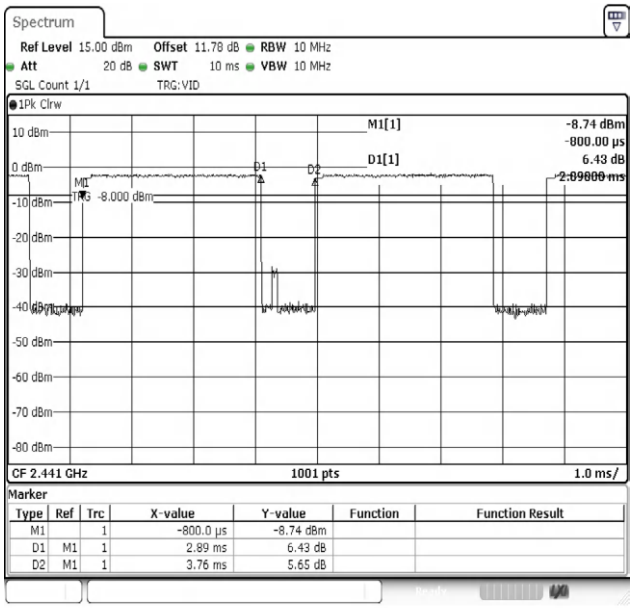

NTNV-2DH5-Ant1-2441

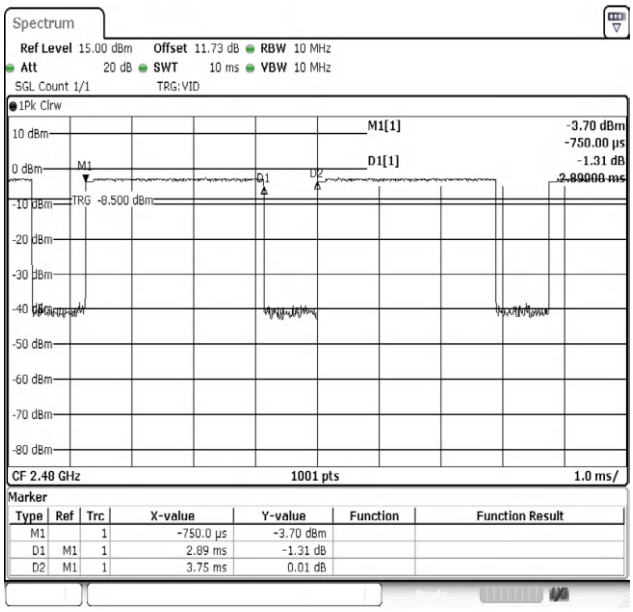

NTNV-2DH5-Ant1-2480

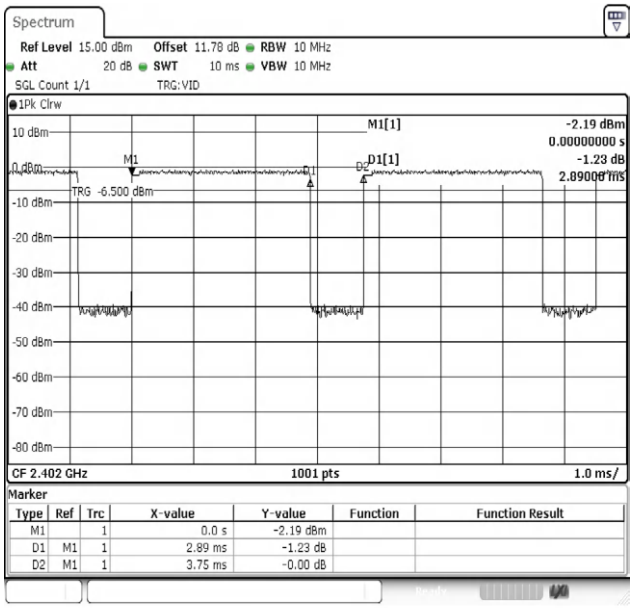

NTNV-3DH5-Ant1-2402

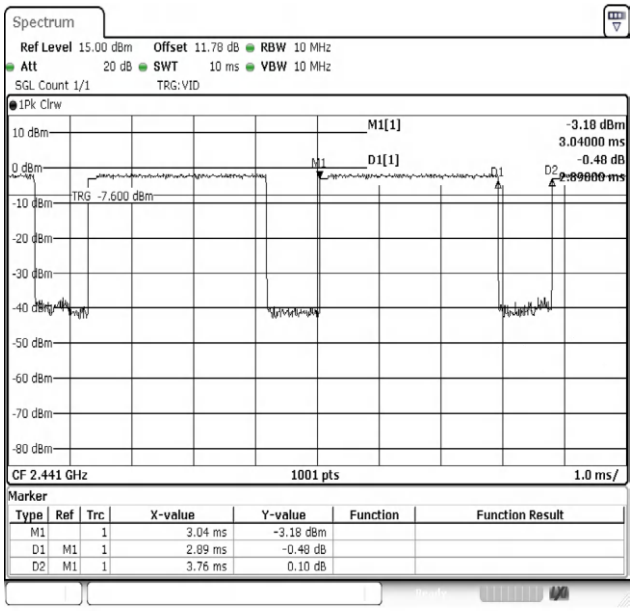

NTNV-3DH5-Ant1-2441

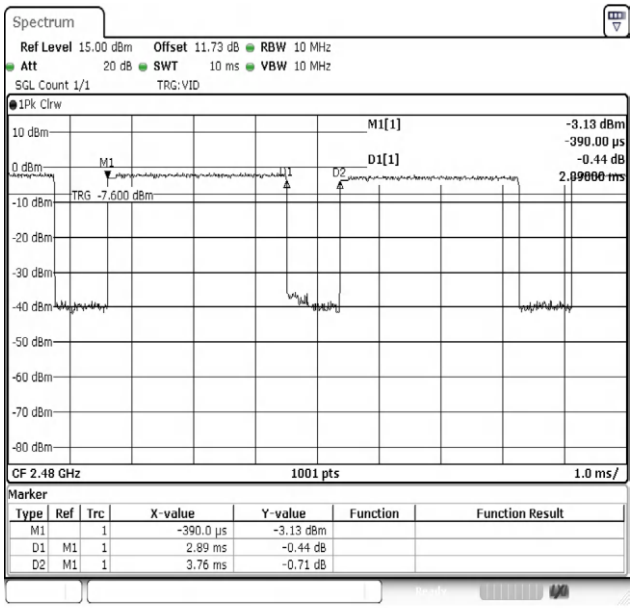

NTNV-3DH5-Ant1-2480

---END---