What’s in the box



TV BOX

Remote Control

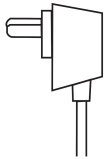

Power Adapter

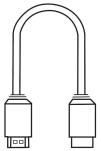

HDMI Cable

Installation guide

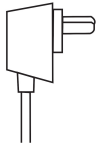

Power Adapter
100-240 VAC
/50/60Hz

HDMI Cable
Connect the HDMI
cable to TV

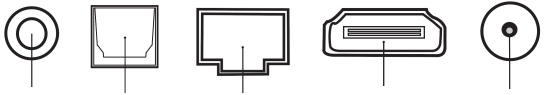

AV OPTICAL LAN HDMI Power

① Connect TV Box to TV

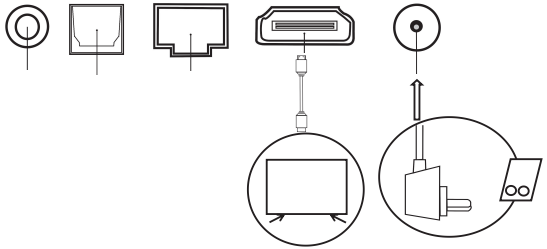

② Connect Network





TV BOX

Installation Steps

01 Connect the TV Box with the power supply.

02 Connect the TV Box to your TV with an HD cable or AV cable.

03 For a wired connection, plug in Ethemet cable from the TV Box to your modem or router. For wireless, choose your Wi-Fi network and input your Wi-Fi password

Android TV BOX

Android TV BOX

FCC Warnning:

This equipment has been tested and found to comply with the limits for a Class B digital device, pursuant to part 15 of the FCC Rules. These limits are designed to provide reasonable protection againstharmful interference in a residential installation. This equipment generates, uses and can radiateradio frequency energy and, if not installed and used in accordance with the instructions, maycause harmful interference to radio communications. However, there is no guarantee thatinterference will not occur in a particular installation. If this equipment does cause harmfulinterference to radio or television reception, which can be determined by turning the equipmentoff and on, the user is encouraged to try to correct the interference by one or more of thefollowing measures:

- Reorient or relocate the receiving antenna.
- Increase the separation between the equipment and receiver.
- Connect the equipment into an outlet on a circuit different from that to which the receiver is connected.
- Consult the dealer or an experienced radio/TV technician for help.

Caution: Any changes or modifications to this device not explicitly approved by manufacturer could void your authority to operate this equipment.

This device complies with part 15 of the FCC Rules. Operation is subject to the following two conditions:

(1)This device may not cause harmful interference, and (2) this device must accept any interference received, including interference that may cause undesired operation.

This equipment complies with FCC radiation exposure limits set forth for an uncontrolled environment. This equipment should be installed and operated with minimum distance 20cm between the radiator and your body.