Test Graphs

BLE_1M_Ant1_2402

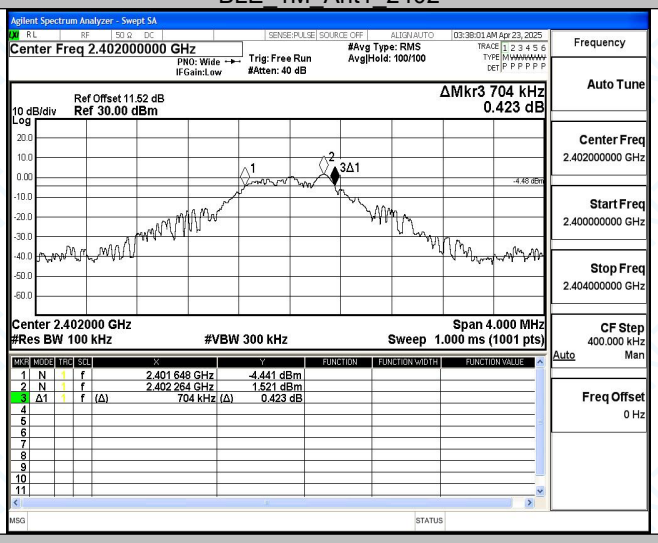

BLE_1M_Ant1_2440

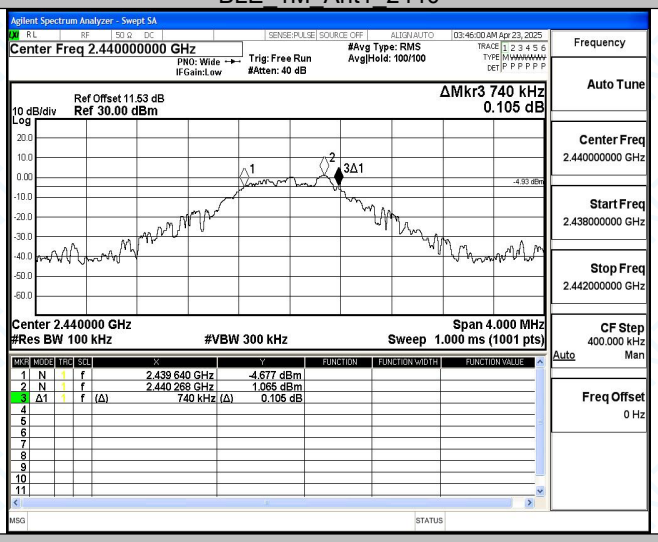

BLE_1M_Ant1_2480

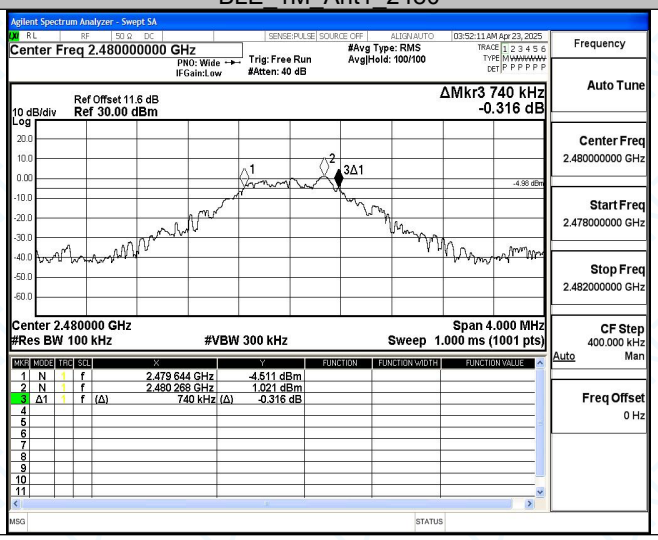

Appendix C: Maximum conducted output power

Test Result

TestMode	Antenna	Freq(MHz)	Conducted Peak Powert[dBm]	Conducted Limit[dBm]	EIRP[dBm]	EIRP Limit[dBm]	Verdict
BLE_1M	Ant1	2402	1.82	≤30	4.42	≤36	PASS
		2440	1.34	≤30	3.94	≤36	PASS
		2480	1.38	≤30	3.98	≤36	PASS

Test Graphs

BLE_1M_Ant1_2402

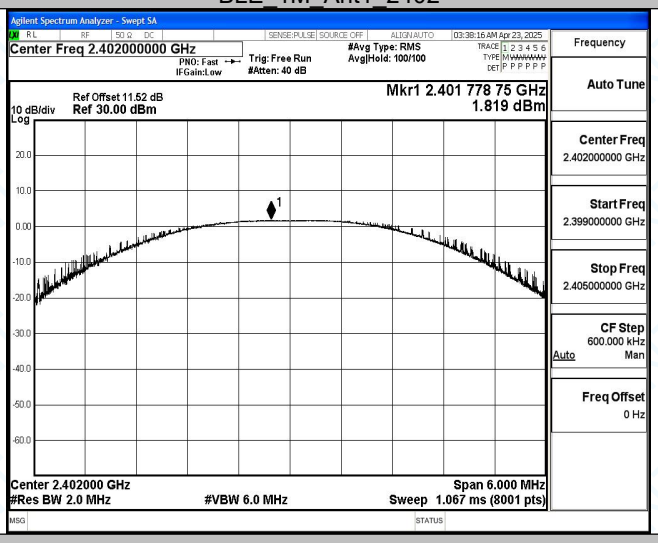

BLE_1M_Ant1_2440

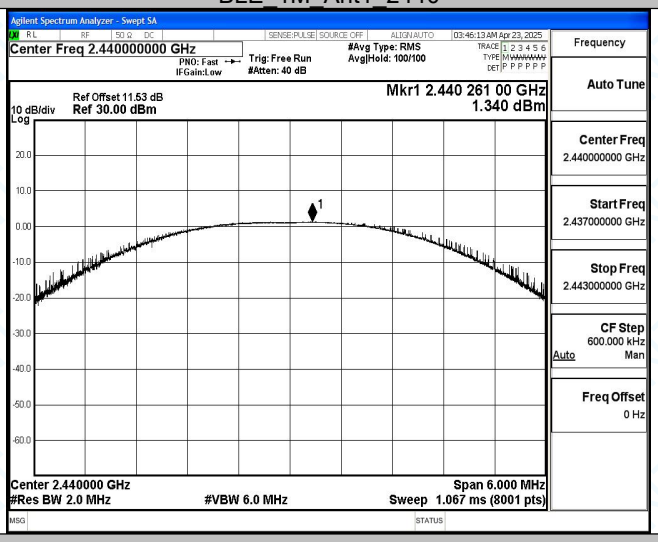

BLE_1M_Ant1_2480

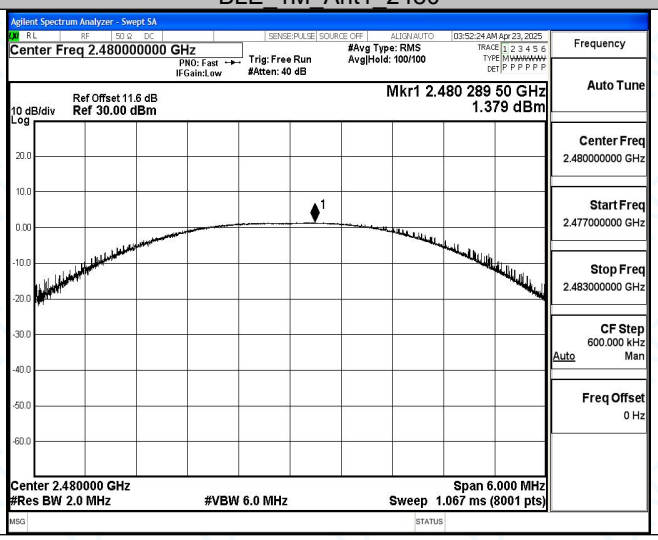

Appendix D: Maximum power spectral density

Test Result

TestMode	Antenna	Freq(MHz)	Result[dBm/3kHz]	Limit[dBm/3kHz]	Verdict
BLE_1M	Ant1	2402	1.15	≤8.00	PASS
		2440	0.65	≤8.00	PASS
		2480	0.67	≤8.00	PASS

Test Graphs

BLE_1M_Ant1_2402

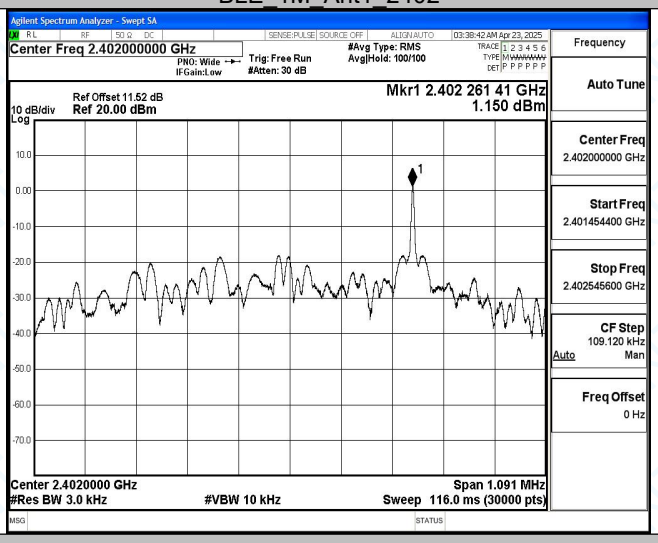

BLE_1M_Ant1_2440

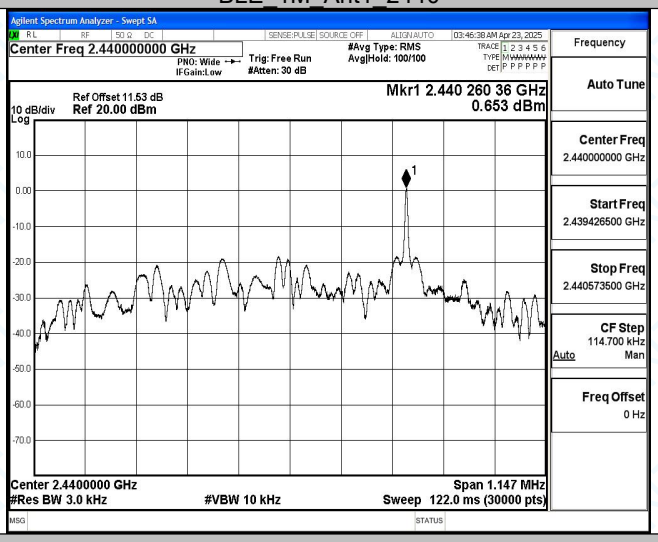

BLE_1M_Ant1_2480

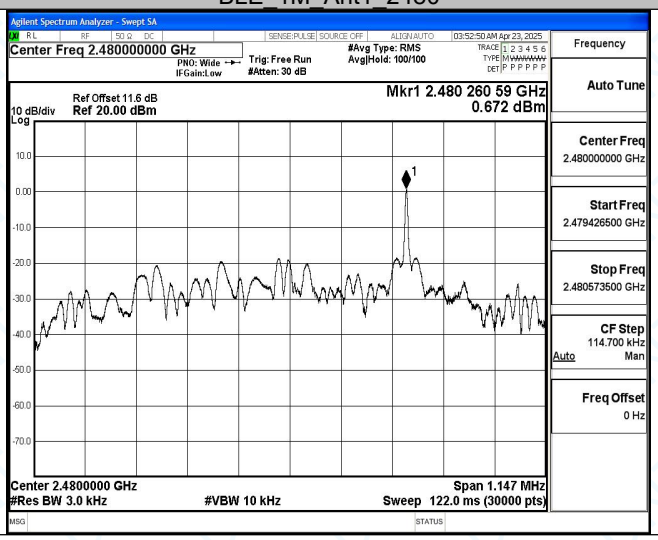

Appendix E: Band edge measurements

Test Result

TestMode	Antenna	ChName	Freq(MHz)	RefLevel[dBm]	Result[dBm]	Limit[dBm]	Verdict
BLE_1M	Ant1	Low	2402	1.54	-32.48	≤-18.46	PASS
		High	2480	1.04	-42.24	≤-18.96	PASS

Test Graphs

BLE_1M_Ant1_Low_2402

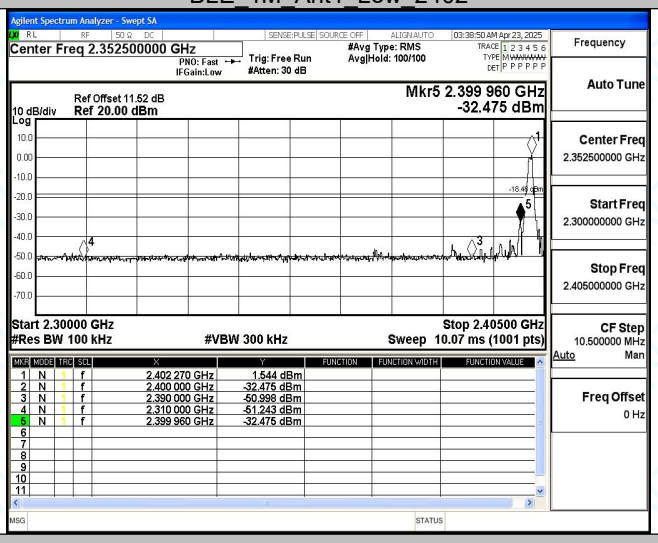

BLE_1M_Ant1_High_2480

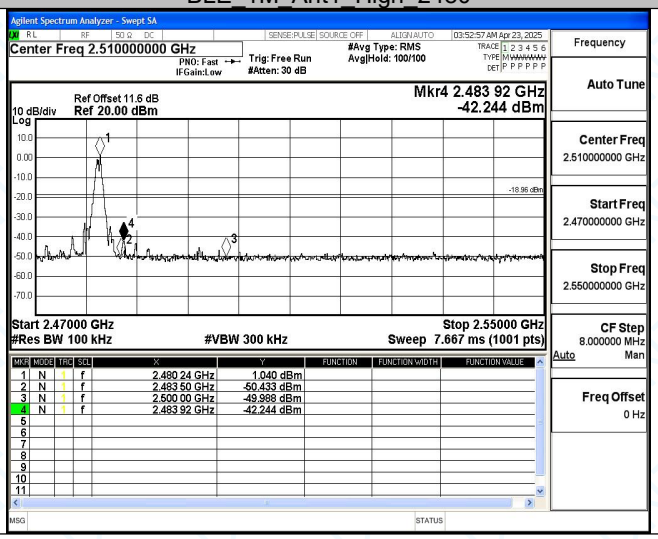

Appendix F: Conducted Spurious Emission

Test Result

TestMode	Antenna	Freq(MHz)	FreqRange [MHz]	RefLevel [dBm]	Result[dBm]	Limit[dBm]	Verdict
BLE_1M	Ant1	2402	Reference	1.37	1.37	---	PASS
			30~1000	1.37	-57.76	≤-18.63	PASS
			1000~26500	1.37	-48.55	≤-18.63	PASS
		2440	Reference	0.98	0.98	---	PASS
			30~1000	0.98	-57.28	≤-19.02	PASS
			1000~26500	0.98	-43.43	≤-19.02	PASS
		2480	Reference	1.00	1.00	---	PASS
			30~1000	1.00	-57.11	≤-19	PASS
			1000~26500	1.00	-49.11	≤-19	PASS

Test Graphs

BLE_1M_Ant1_2402_0~Reference

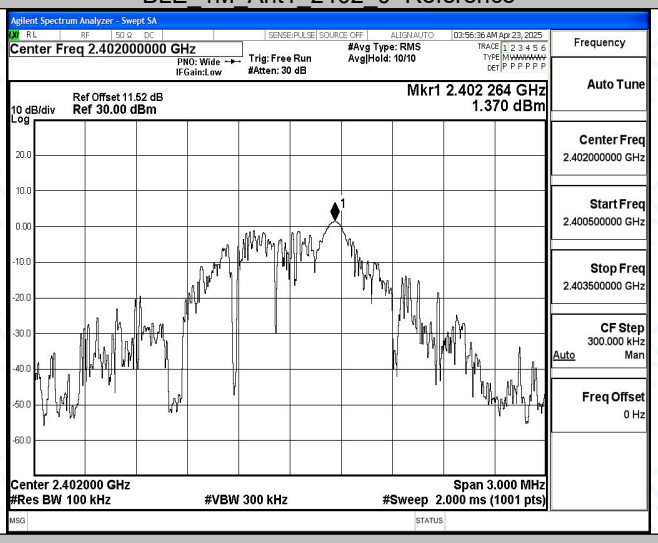

BLE_1M_Ant1_2402_30~1000

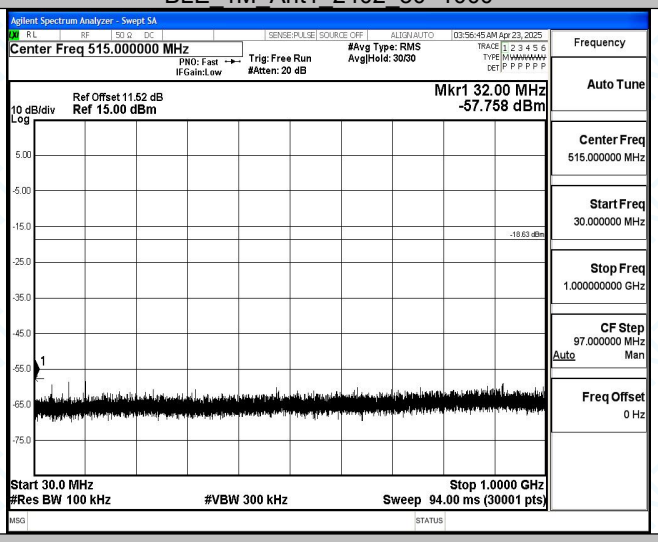

BLE_1M_Ant1_2402_1000~26500

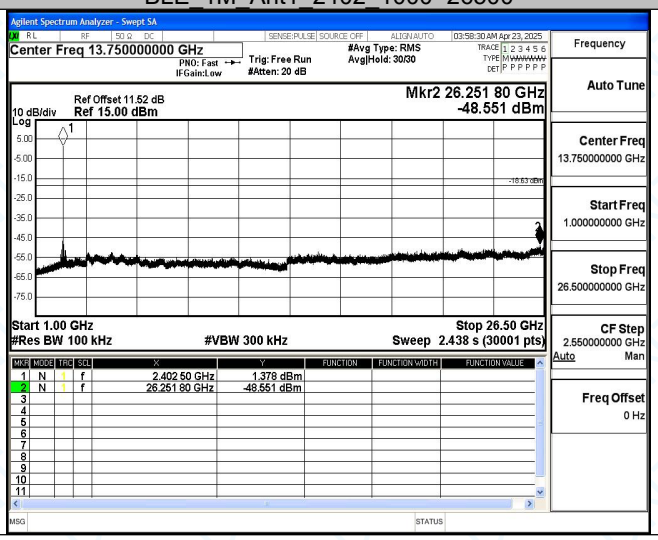

BLE_1M_Ant1_2440_0~Reference

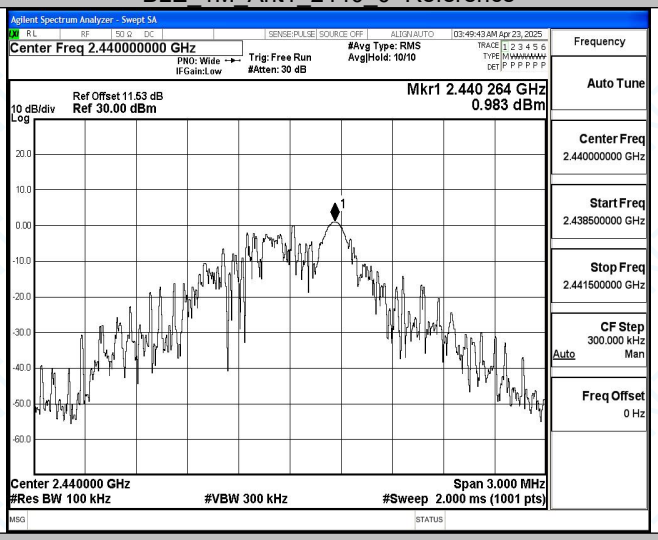

BLE_1M_Ant1_2440_30~1000

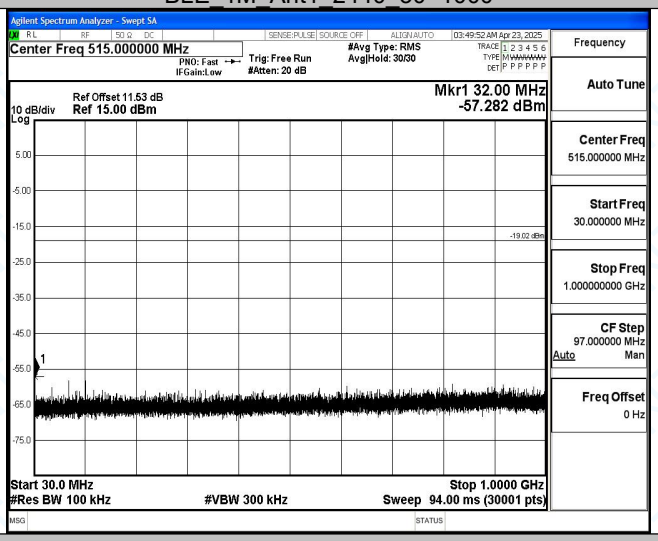

BLE_1M_Ant1_2440_1000~26500

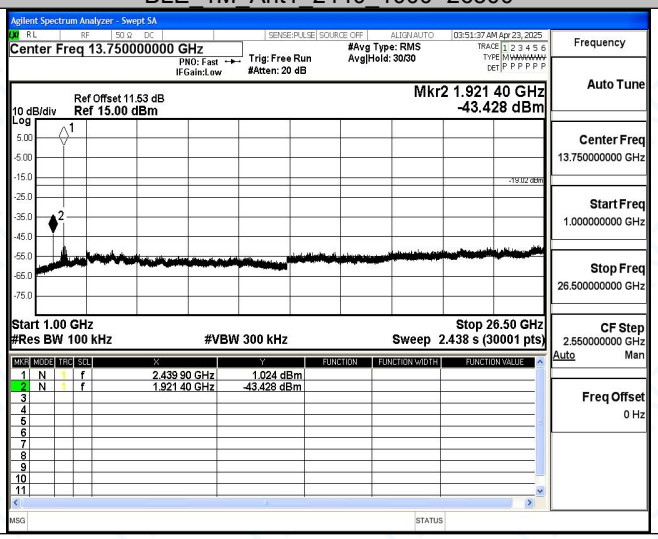

BLE_1M_Ant1_2480_0~Reference

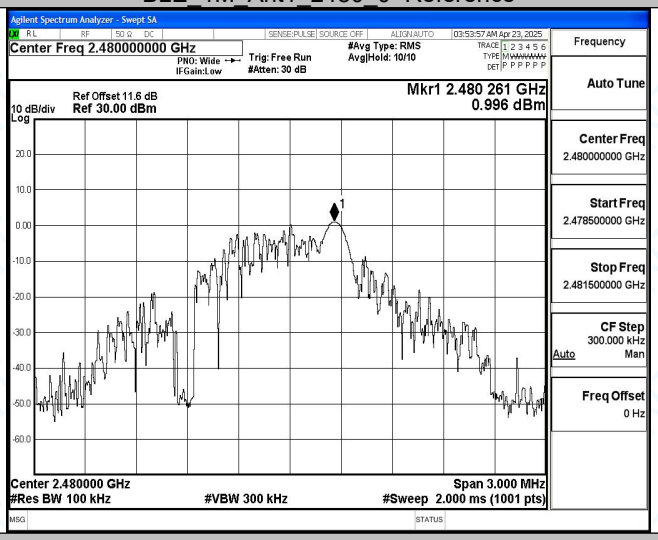

BLE_1M_Ant1_2480_30~1000

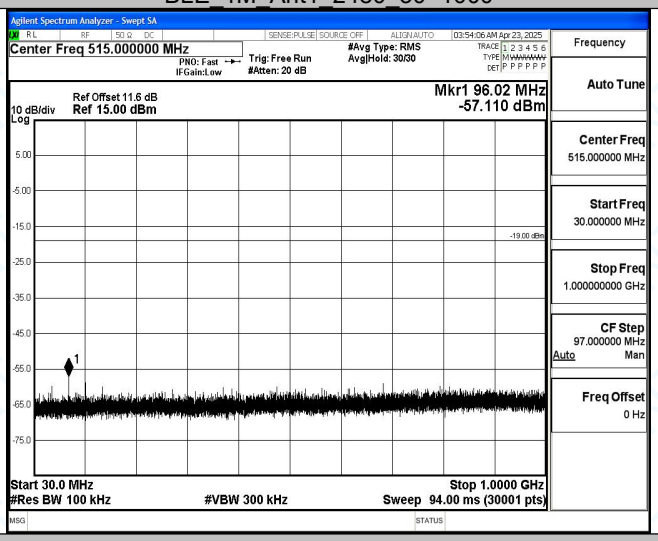

BLE_1M_Ant1_2480_1000~26500

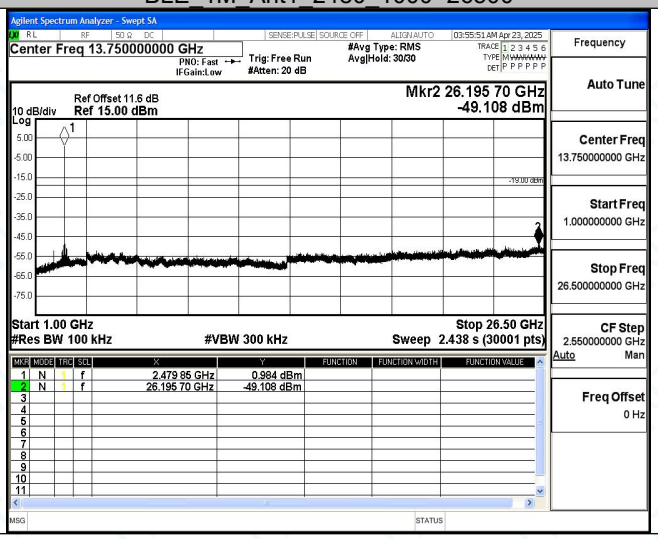

The End Report