USER INSTRUCTION

Christmas Tree Topper

I .Product Parameter:

Category	LED Christmas Tree Topper
Contriller	44key IR Remote
APP	Surplife
Operation Platform	Android 7.0 or IOS12.0 or later
Input Voltage	USB, DC5V
Light color	RGBIC ,Jy1903
Package	Color box
Max Output Power	0.4W/M 20lm/led
Working Temperature	-20~+55 ℃
Control Distance	Visible distance 30M
Material	ABS/PVC,alloy wire

II . Connection Schematic Diagram

The way of power input

Controller Key Instruction



1) when it's power off:
short press to turn on the device

2) when it's power on:
short press to change the dynamic mode

3) long press for 3 secondS to turn off the device

III. Remote Instruction

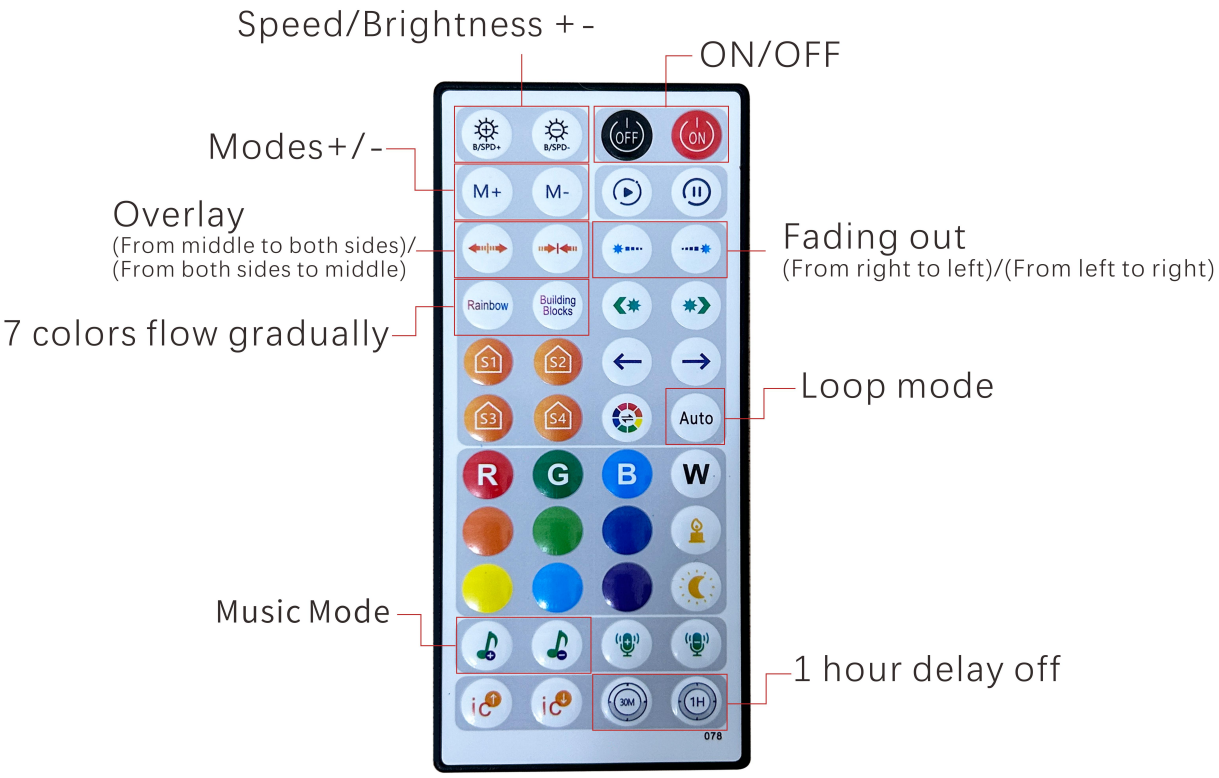

IV. Download Surplife APP

Download “Surplife” APP from App store and Google Play Store, or scan the QR code.

Surplife APP

V. How to connect to Surplife APP?

1) Register/Login your Surplife account.

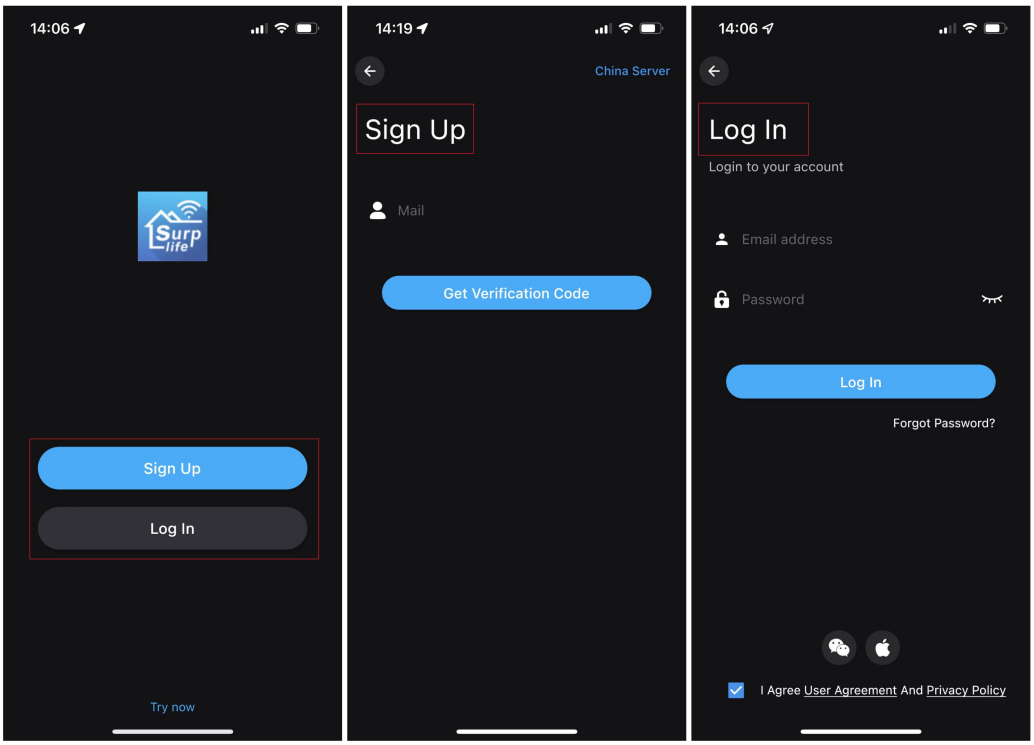

2) Turn on the device and enable your phone's bluetooth.

3)Enter “Surplife” APP, tap “add device” or click “+” to add the device.

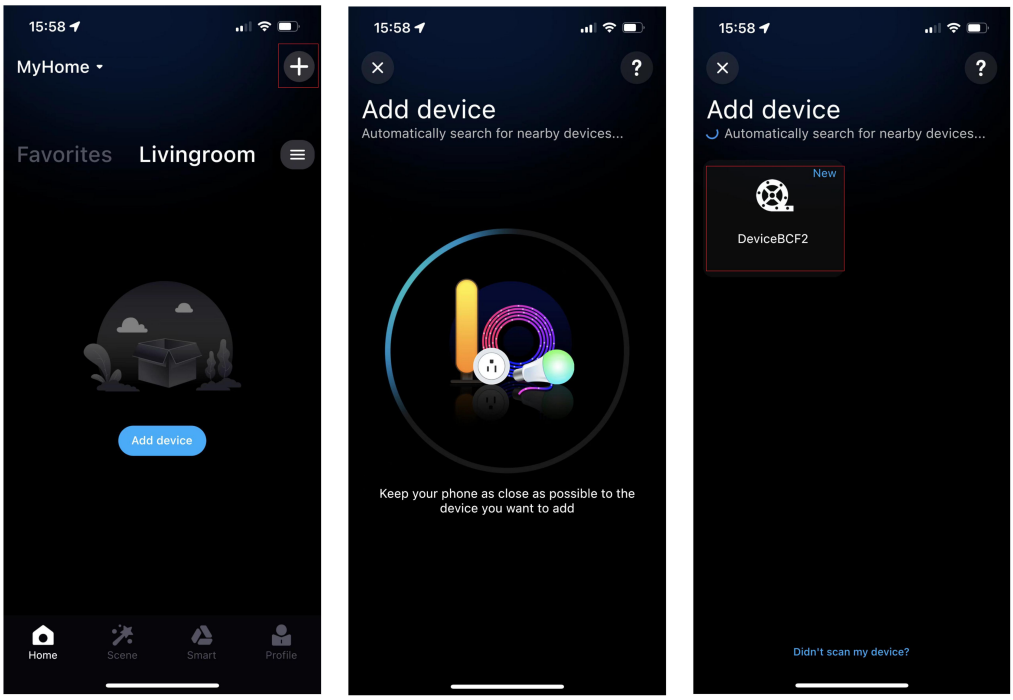

4) Rename the device and select a room for it.

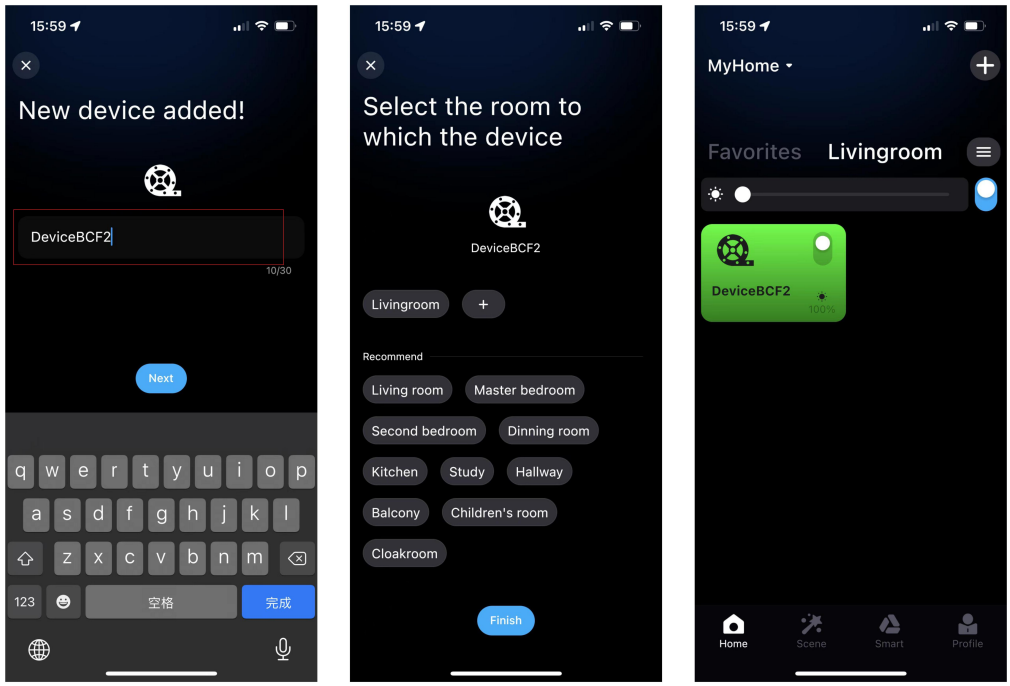

FCC Warning Statement

Changes or modifications not expressly approved by the party responsible for compliance could void the user’s authority to operate the equipment. This equipment has been tested and found to comply with the limits for a Class B digital device, pursuant to Part 15 of the FCC Rules. These limits are designed to provide reasonable protection against harmful interference in a residential installation. This equipment generates uses and can radiate radio frequency energy and, if not installed and used in accordance with the instructions, may cause harmful interference to radio communications. However, there is no guarantee that interference will not occur in a particular installation. If this equipment does cause harmful interference to radio or television reception, which can be determined by turning the equipment off and on, the user is encouraged to try to correct the interference by one or more of the following measures:

- Reorient or relocate the receiving antenna.
- Increase the separation between the equipment and receiver.
- Connect the equipment into an outlet on a circuit different from that to which the receiver is connected.
- Consult the dealer or an experienced radio/TV technician for help.

This device complies with part 15 of the FCC Rules. Operation is subject to the following two conditions: (1) This device may not cause harmful interference, and (2) this device must accept any interference received, including interference that may cause undesired operation.

RF Exposure Statement

To maintain compliance with FCC's RF Exposure guidelines, This equipment should be installed and operated with minimum distance of 20cm the radiator your body. This device and its antenna(s) must not be co-located or operation in conjunction with any other antenna or transmitter.