# Appendix Test Data

| | | | |
|---|---|---|---|
| Report No.: | 1812C50256512502 | Test Sample No.: | 1-2-2 |
| Start Test Date: | 2025-5-28 | Finish Test Date: | 2025-6-9 |
| Test Engineer: | Huisen Guan | Auditor: | Justin Feng |
| Temperature: | 27.7℃ | Relative Humidity: | 53% |
| Pressure: | 101kPa | | |

## Appendix A: 6dB Bandwidth

### Test Result

| Test Mode | Antenna | Frequency[MHz] | 6dB BW [MHz] | FL[MHz] | FH[MHz] | Limit[MHz] | Verdict |
|---|---|---|---|---|---|---|---|
| 11B | Ant1 | 2412 | 10.40 | 2406.80 | 2417.20 | 0.5 | PASS |
| 11B | Ant1 | 2437 | 10.36 | 2431.80 | 2442.16 | 0.5 | PASS |
| 11B | Ant1 | 2462 | 10.36 | 2456.80 | 2467.16 | 0.5 | PASS |
| 11G | Ant1 | 2412 | 15.44 | 2404.56 | 2420.00 | 0.5 | PASS |
| 11G | Ant1 | 2437 | 14.72 | 2429.92 | 2444.64 | 0.5 | PASS |
| 11G | Ant1 | 2462 | 15.08 | 2454.56 | 2469.64 | 0.5 | PASS |
| 11N20SISO | Ant1 | 2412 | 16.32 | 2403.80 | 2420.12 | 0.5 | PASS |
| 11N20SISO | Ant1 | 2437 | 16.00 | 2428.96 | 2444.96 | 0.5 | PASS |
| 11N20SISO | Ant1 | 2462 | 16.0 | 2453.60 | 2460.00 | 0.5 | PASS |

## Test Graphs

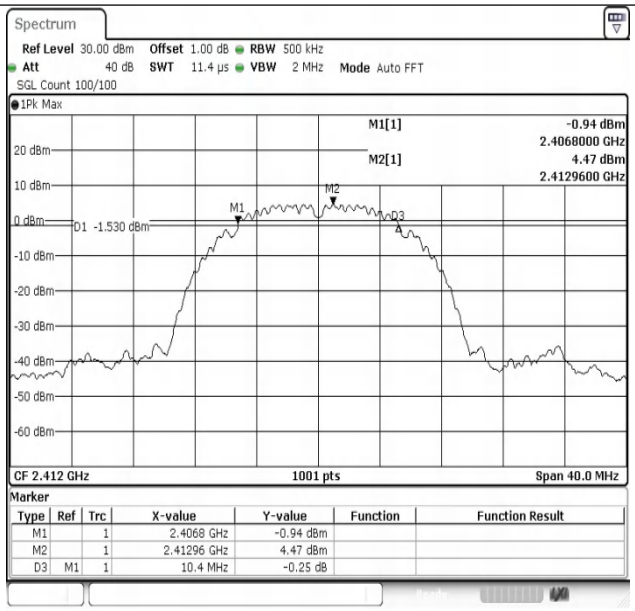


11B-Ant1-2412-PASS

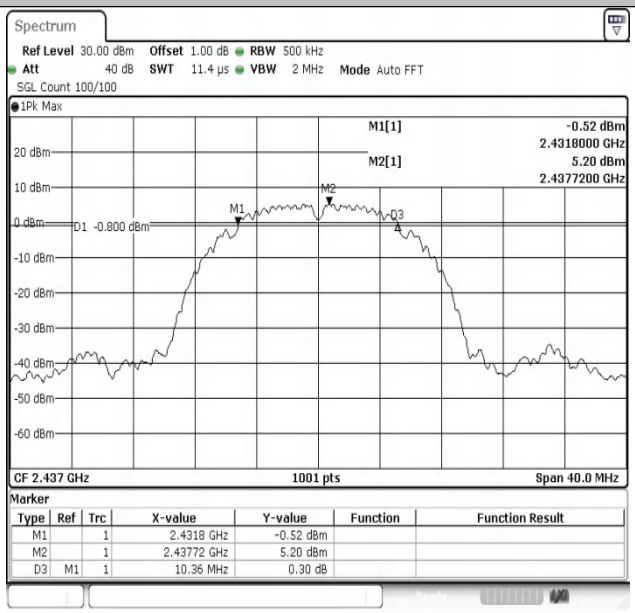


11B-Ant1-2437-PASS

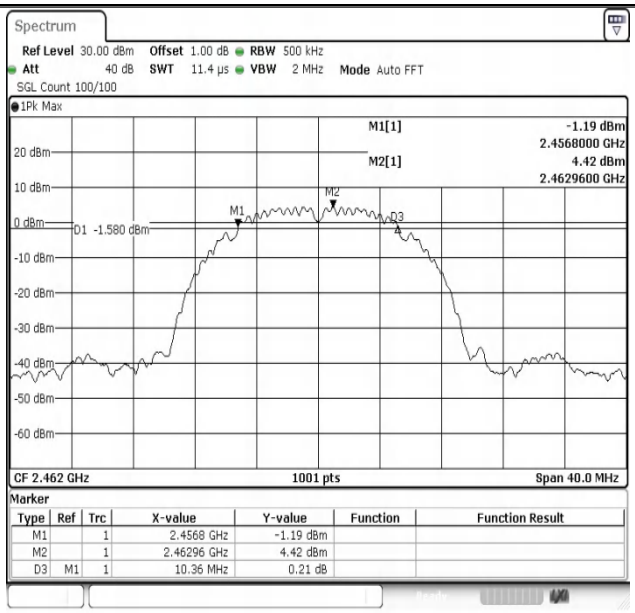


11B-Ant1-2462-PASS

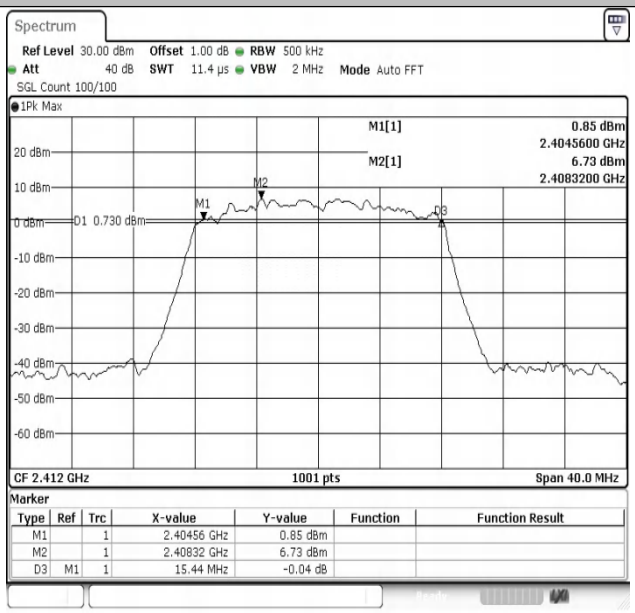


11G-Ant1-2412-PASS

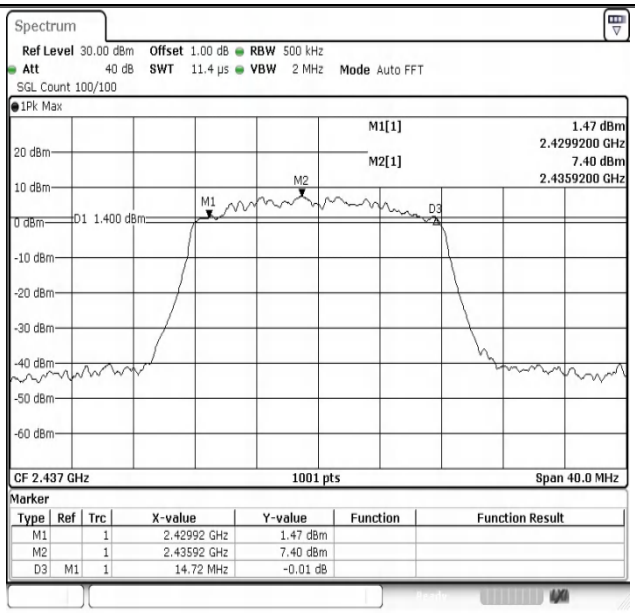


11G-Ant1-2437-PASS

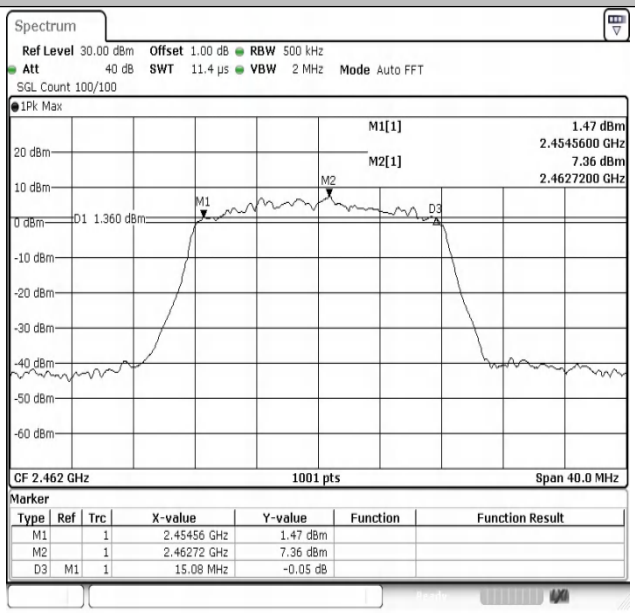


11G-Ant1-2462-PASS

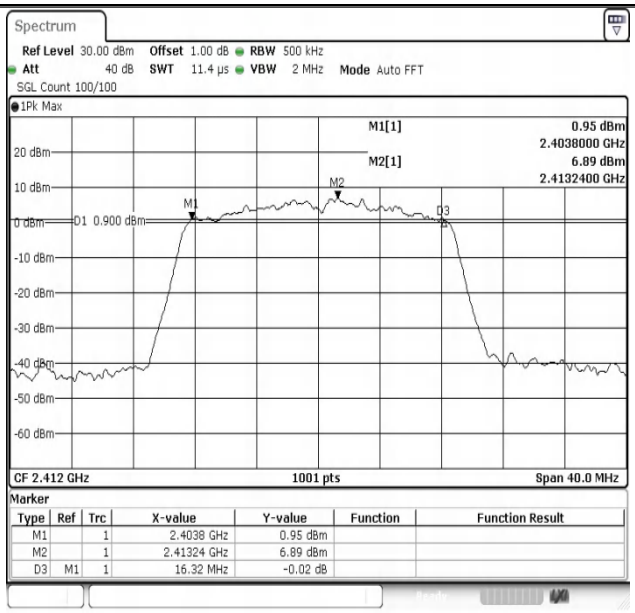


11N20SISO-Ant1-2412-PASS

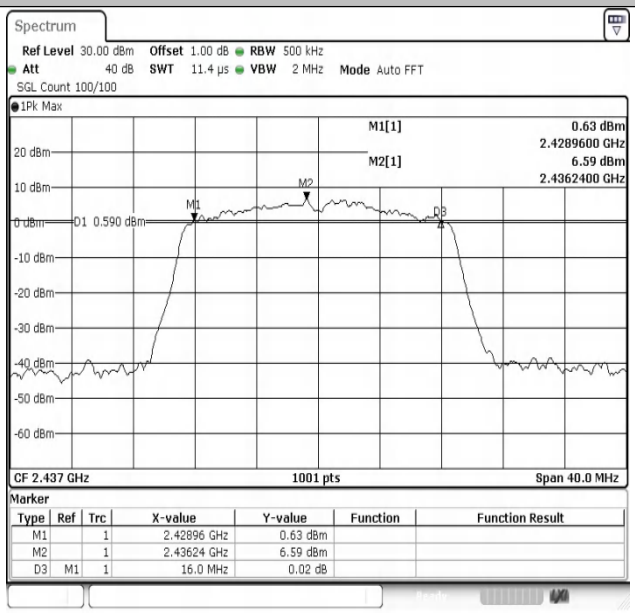


11N20SISO-Ant1-2437-PASS

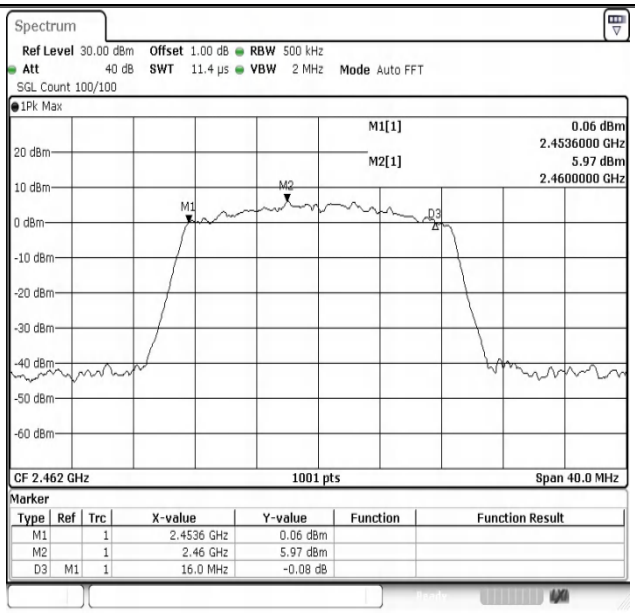


11N20SISO-Ant1-2462-PASS

# Appendix B: 99% Occupied Bandwidth

## Test Result

| Test Mode | Antenna | Channel Frequency[MHz] | OCB [MHz] | FL[MHz] | FH[MHz] | Limit[MHz] | Verdict |
|---|---|---|---|---|---|---|---|
| 11B | Ant1 | 2412 | 13.946 | 2405.0470 | 2418.9930 | --- | --- |
| 11B | Ant1 | 2437 | 13.946 | 2430.0470 | 2443.9930 | --- | --- |
| 11B | Ant1 | 2462 | 13.946 | 2455.0470 | 2468.9930 | --- | --- |
| 11G | Ant1 | 2412 | 16.144 | 2403.9281 | 2420.0719 | --- | --- |
| 11G | Ant1 | 2437 | 16.224 | 2428.8482 | 2445.0719 | --- | --- |
| 11G | Ant1 | 2462 | 16.264 | 2453.8482 | 2470.1119 | --- | --- |
| 11N20SISO | Ant1 | 2412 | 17.303 | 2403.3686 | 2420.6713 | --- | --- |
| 11N20SISO | Ant1 | 2437 | 17.343 | 2428.2887 | 2445.6314 | --- | --- |
| 11N20SISO | Ant1 | 2462 | 17.383 | 2453.2488 | 2470.6314 | --- | --- |

## Test Graphs

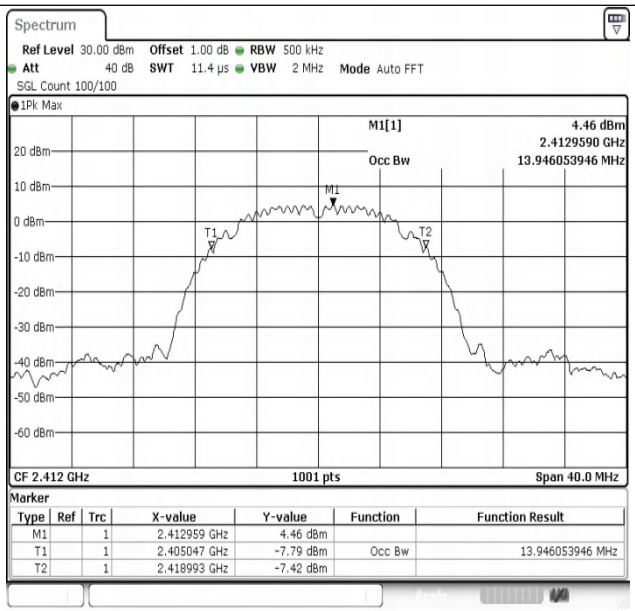


11B-Ant1-2412

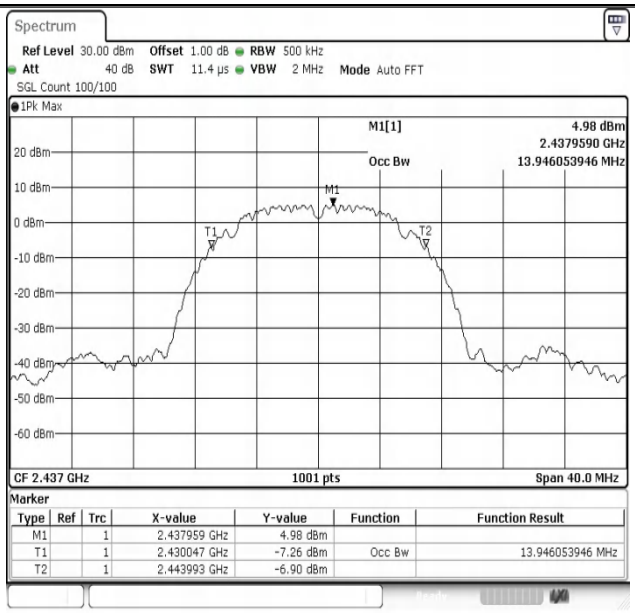


11B-Ant1-2437

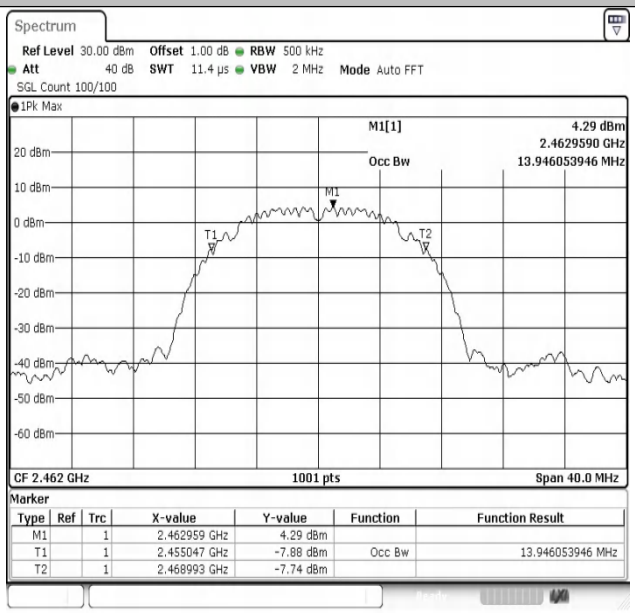


11B-Ant1-2462

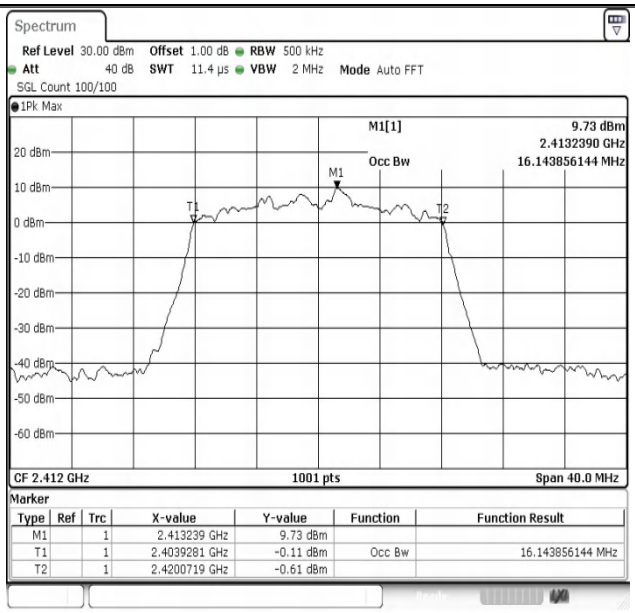


11G-Ant1-2412

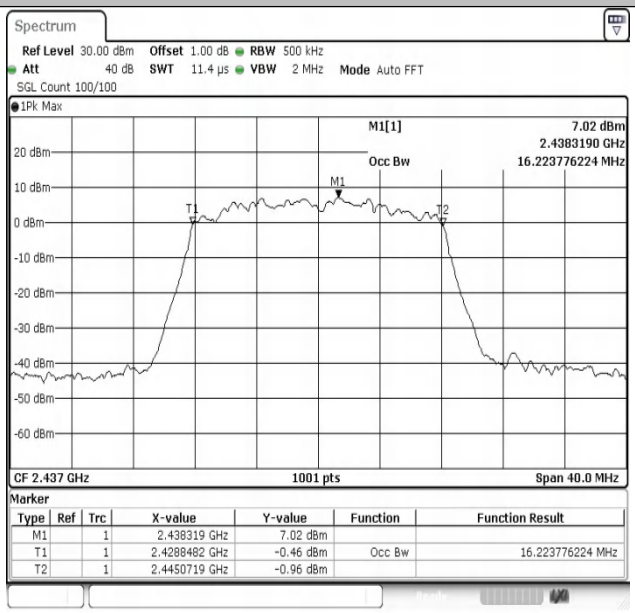


11G-Ant1-2437

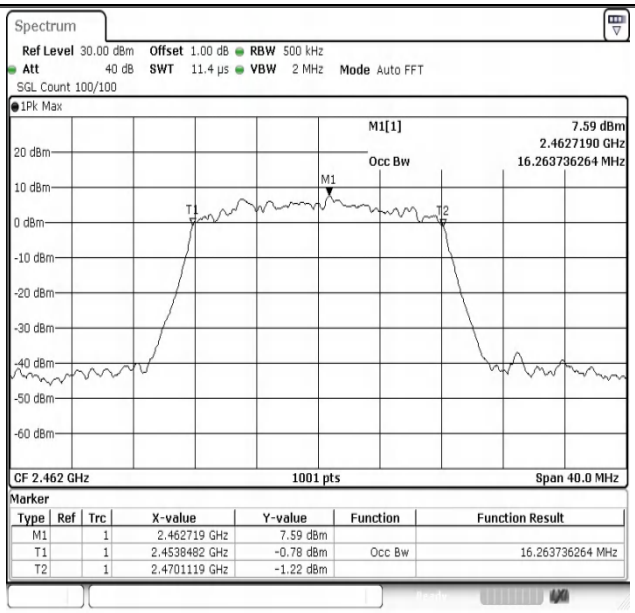


11G-Ant1-2462

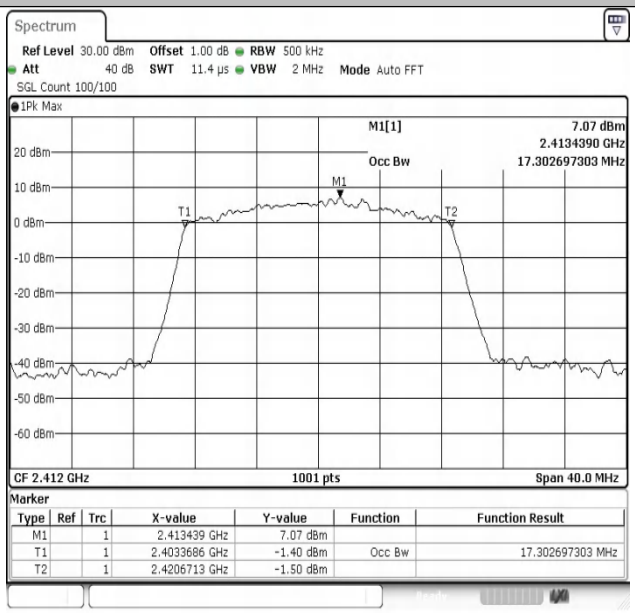


11N20SISO-Ant1-2412

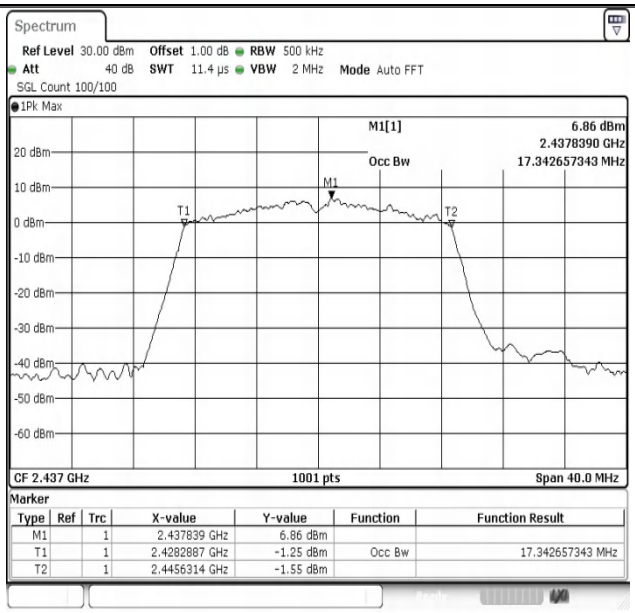


11N20SISO-Ant1-2437

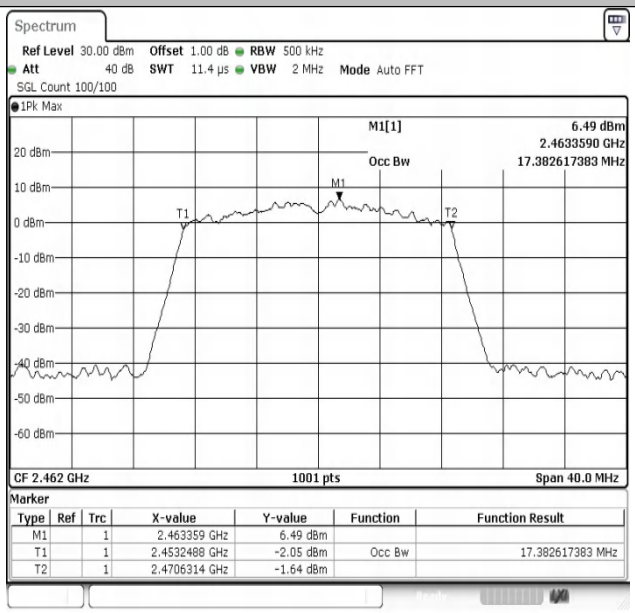


11N20SISO-Ant1-2462

# Appendix C: Maximum conducted output power

## Test Result Average

| Test Mode | Antenna | Frequency[MHz] | Set Power | Average power [dBm] | Duty Cycle [%] | DC Factor [dB] | Result [dBm] | Limit [dBm] | Verdict |
|---|---|---|---|---|---|---|---|---|---|
| 11B | Ant1 | 2412 | NA | 13.70 | 100.00 | 0.00 | 13.70 | ≤30.00 | PASS |
| 11B | Ant1 | 2437 | NA | 13.98 | 100.00 | 0.00 | **13.98** | ≤30.00 | PASS |
| 11B | Ant1 | 2462 | NA | 13.40 | 100.00 | 0.00 | 13.40 | ≤30.00 | PASS |
| 11G | Ant1 | 2412 | NA | 13.53 | 100.00 | 0.00 | 13.53 | ≤30.00 | PASS |
| 11G | Ant1 | 2437 | NA | 13.47 | 100.00 | 0.00 | 13.47 | ≤30.00 | PASS |
| 11G | Ant1 | 2462 | NA | 13.08 | 100.00 | 0.00 | 13.08 | ≤30.00 | PASS |
| 11N20SISO | Ant1 | 2412 | NA | 13.35 | 100.00 | 0.00 | 13.35 | ≤30.00 | PASS |
| 11N20SISO | Ant1 | 2437 | NA | 13.32 | 100.00 | 0.00 | 13.32 | ≤30.00 | PASS |
| 11N20SISO | Ant1 | 2462 | NA | 12.92 | 100.00 | 0.00 | 12.92 | ≤30.00 | PASS |

Note：1. The cable loss are compensated in the graph

## Test Graphs Average

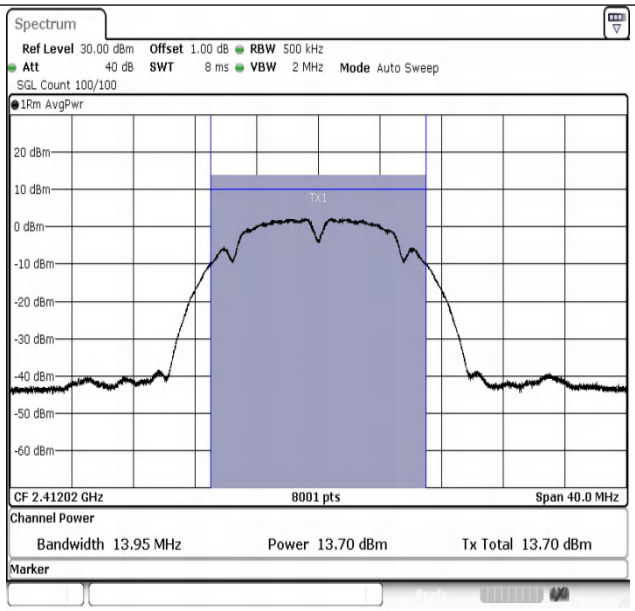


11B-Ant1-2412-PASS

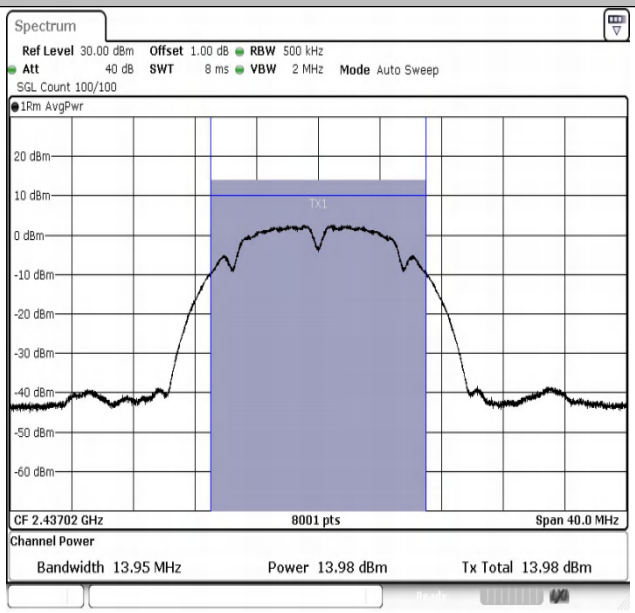


11B-Ant1-2437-PASS

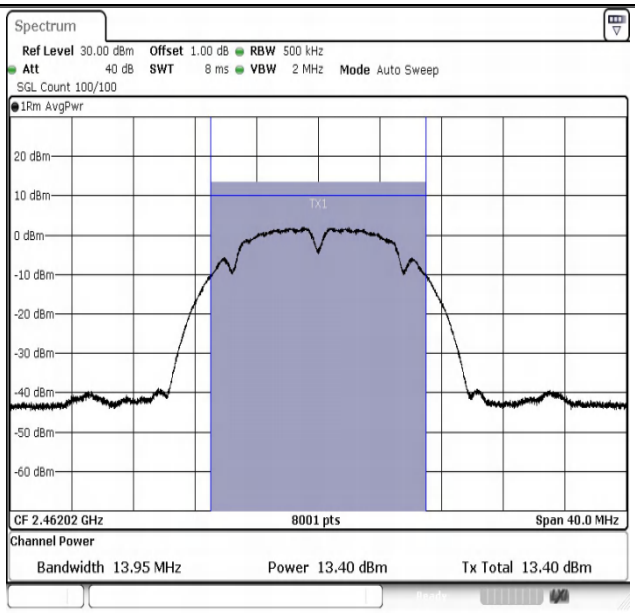


11B-Ant1-2462-PASS

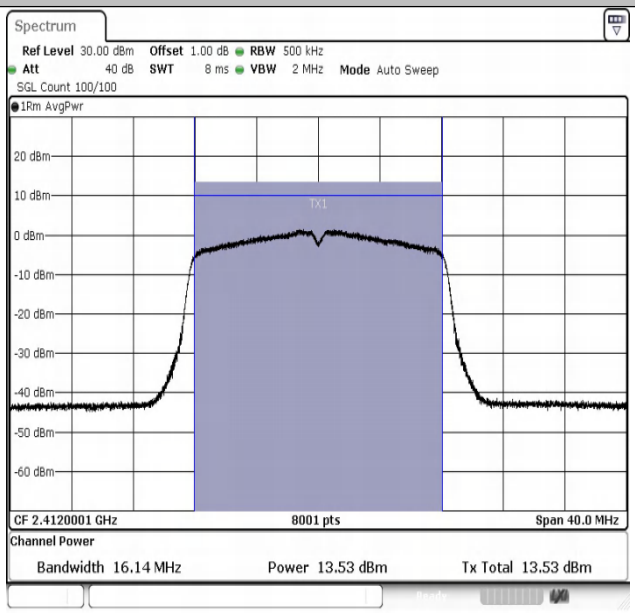


11G-Ant1-2412-PASS

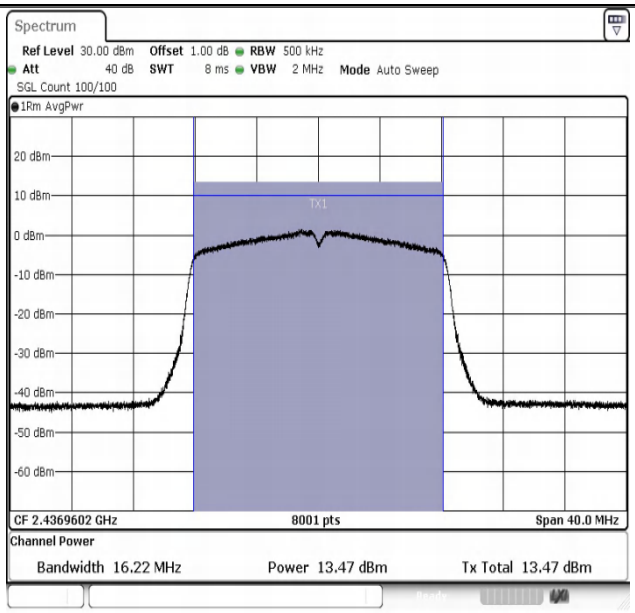


11G-Ant1-2437-PASS

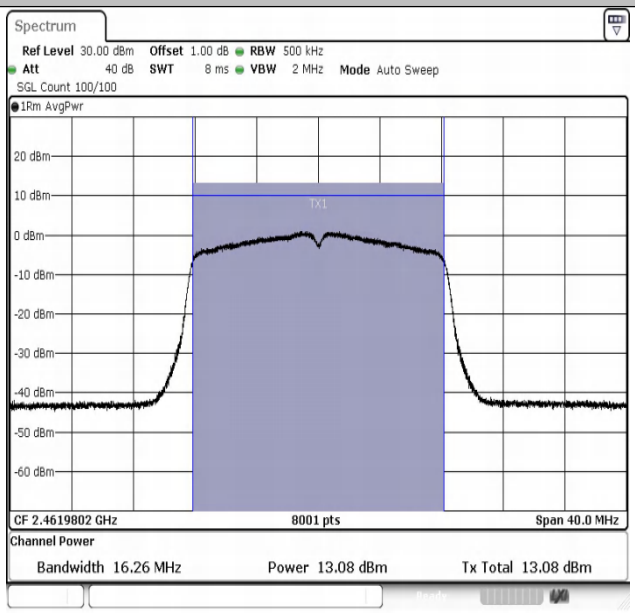


11G-Ant1-2462-PASS

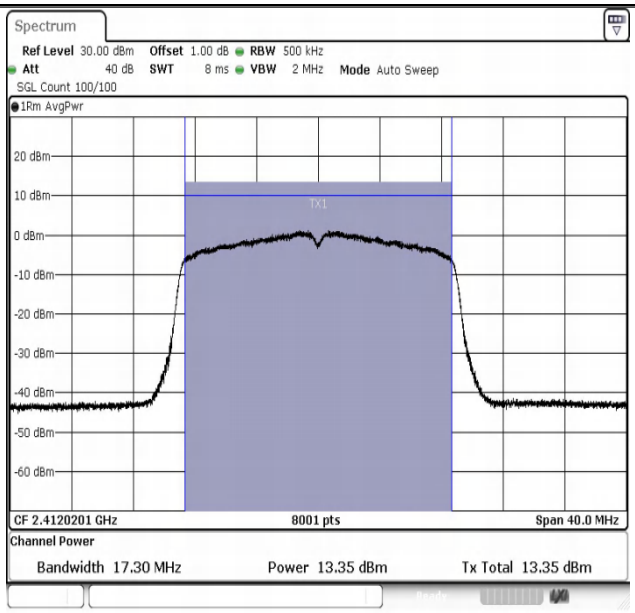


11N20SISO-Ant1-2412-PASS

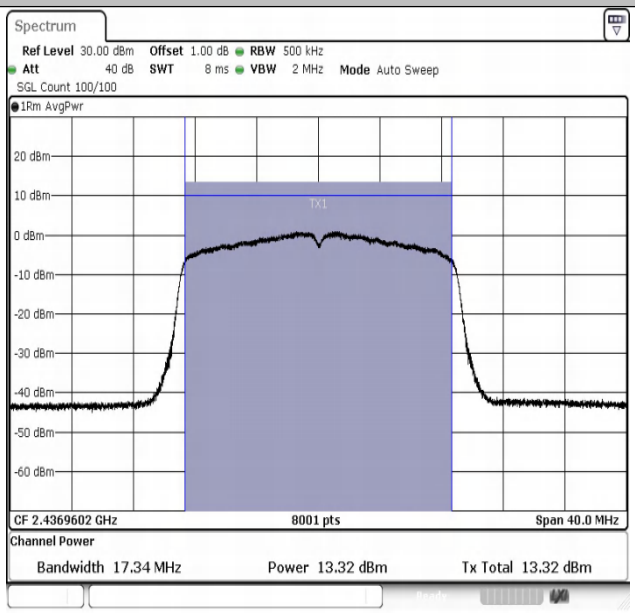


11N20SISO-Ant1-2437-PASS

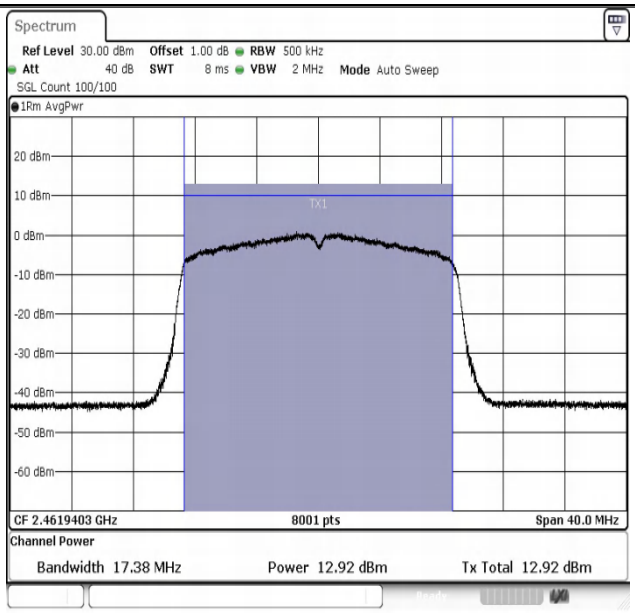


11N20SISO-Ant1-2462-PASS

# Appendix D: Maximum power spectral density

## Test Result

| Test Mode | Antenna | Frequency[MHz] | Reading Result[dBm/3kHz] | DC Factor [dB] | Result[dBm/3kHz] | Limit[dBm/3kHz] | Verdict |
|---|---|---|---|---|---|---|---|
| 11B | Ant1 | 2412 | -15.96 | 0.00 | -15.96 | ≤8.00 | PASS |
| 11B | Ant1 | 2437 | -16.5 | 0.00 | -16.50 | ≤8.00 | PASS |
| 11B | Ant1 | 2462 | -16.83 | 0.00 | -16.83 | ≤8.00 | PASS |
| 11G | Ant1 | 2412 | -14.65 | 0.00 | -14.65 | ≤8.00 | PASS |
| 11G | Ant1 | 2437 | -14.88 | 0.00 | -14.88 | ≤8.00 | PASS |
| 11G | Ant1 | 2462 | -14.94 | 0.00 | -14.94 | ≤8.00 | PASS |
| 11N20SISO | Ant1 | 2412 | -13.02 | 0.00 | -13.02 | ≤8.00 | PASS |
| 11N20SISO | Ant1 | 2437 | -13.55 | 0.00 | -13.55 | ≤8.00 | PASS |
| 11N20SISO | Ant1 | 2462 | -13.66 | 0.00 | -13.66 | ≤8.00 | PASS |

Note：1. The cable loss are compensated in the graph.

## Test Graphs

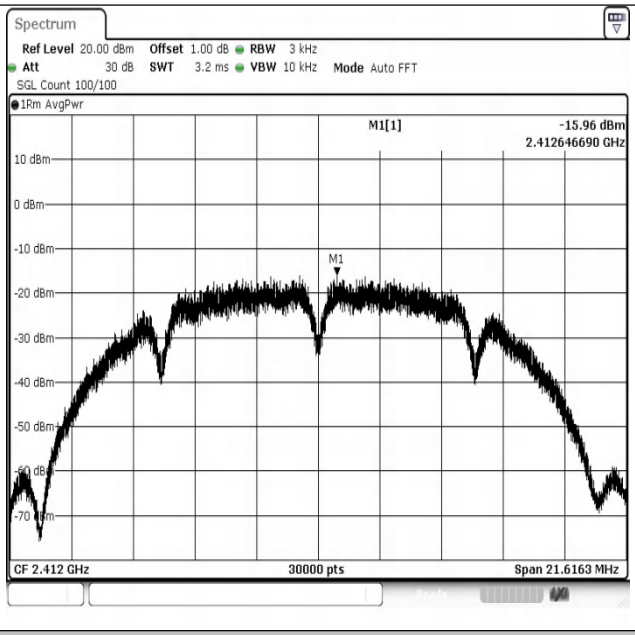


11B-Ant1-2412-PASS

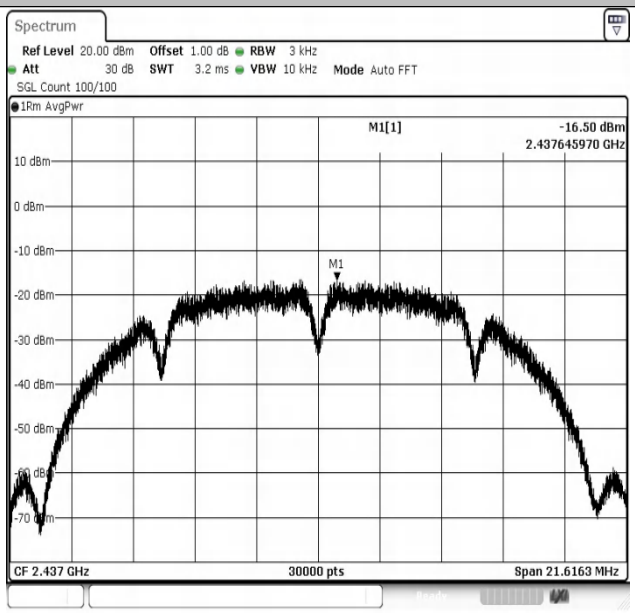


11B-Ant1-2437-PASS

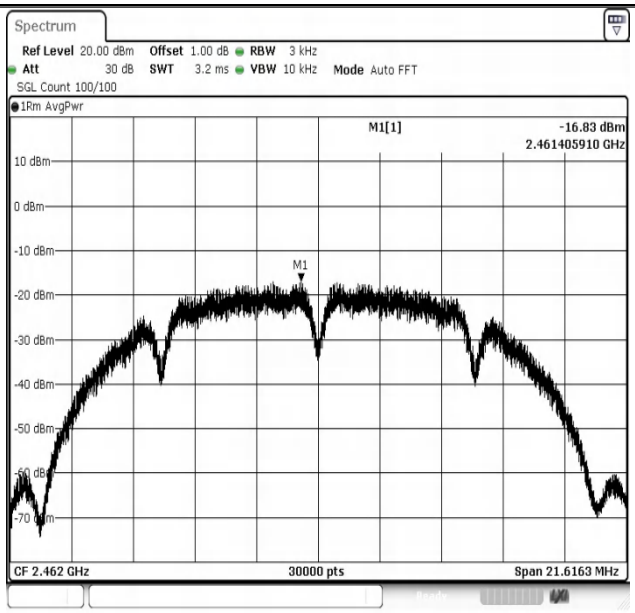


11B-Ant1-2462-PASS

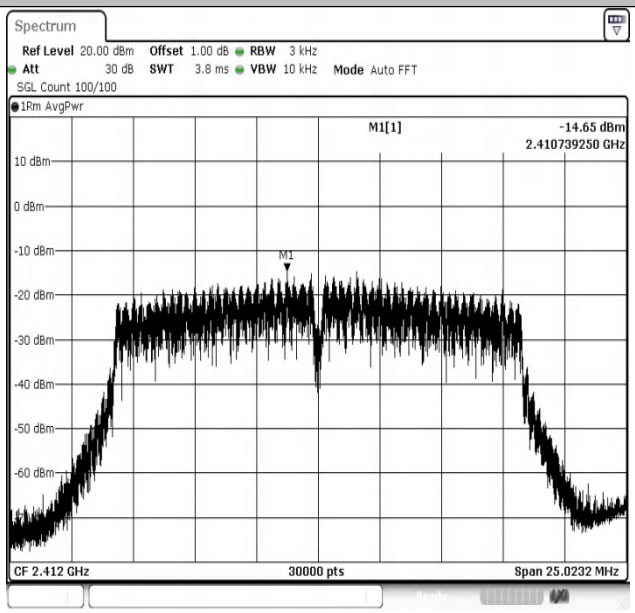


11G-Ant1-2412-PASS

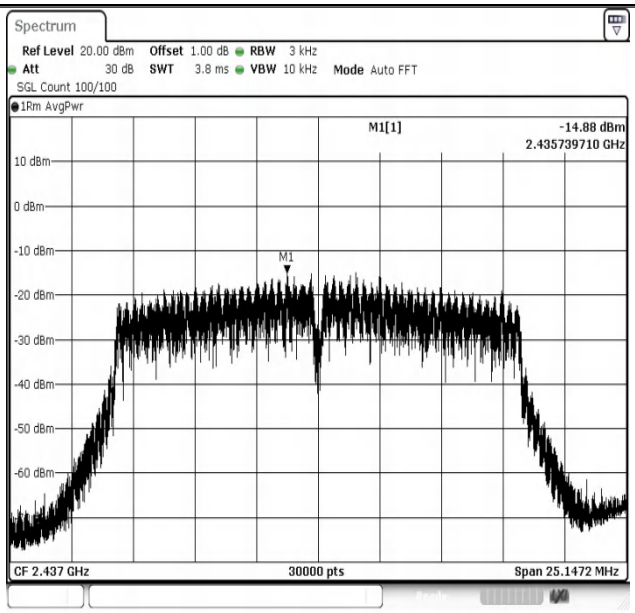


11G-Ant1-2437-PASS

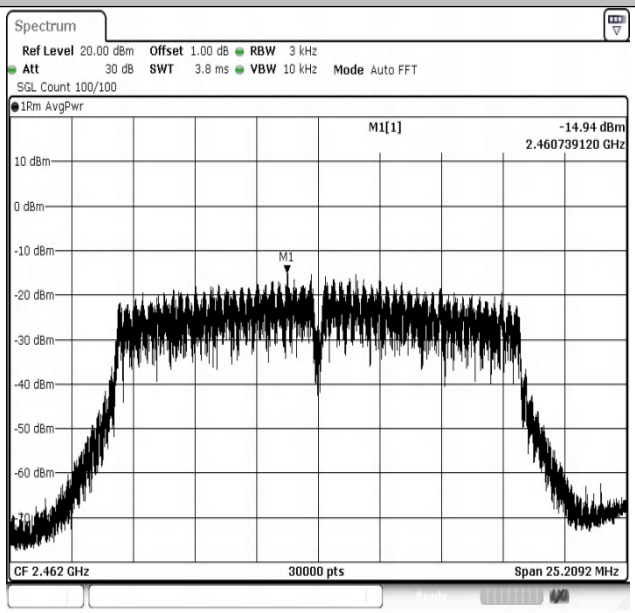


11G-Ant1-2462-PASS

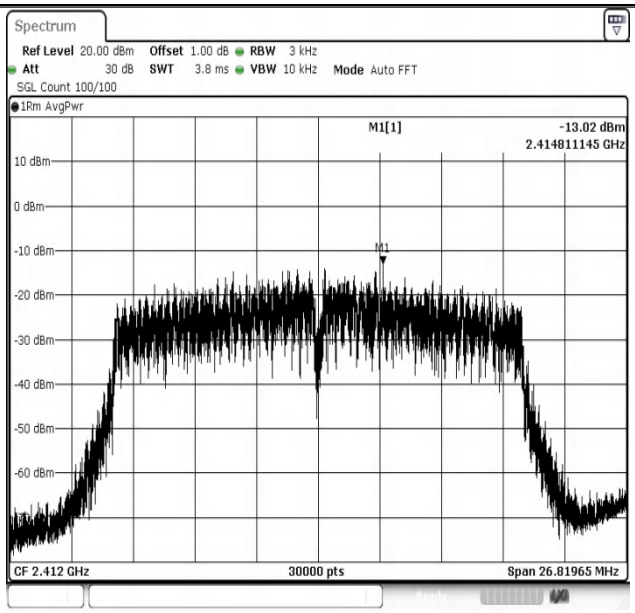


11N20SISO-Ant1-2412-PASS

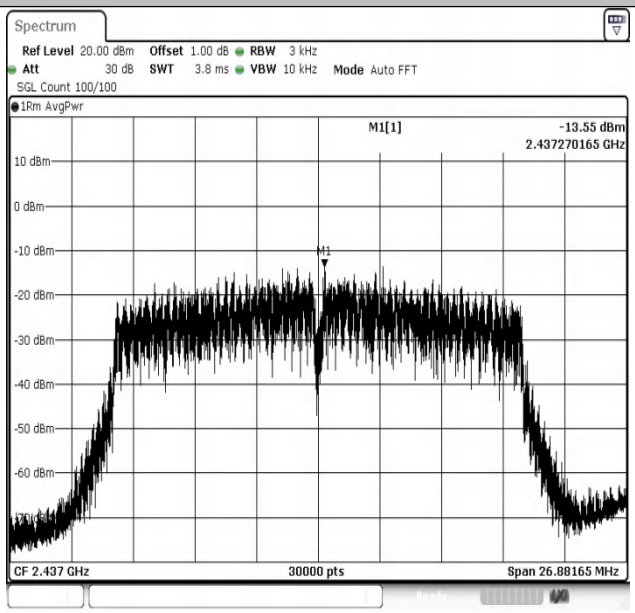


11N20SISO-Ant1-2437-PASS

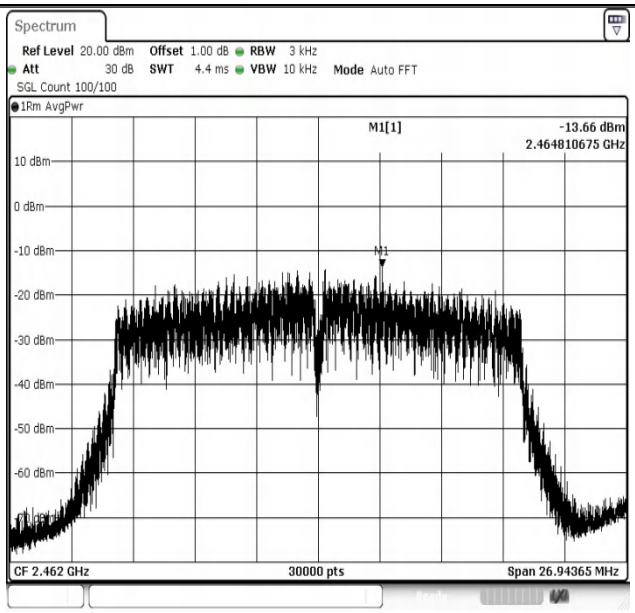


11N20SISO-Ant1-2462-PASS

# Appendix E: Conducted Band edge

## Test Result

| Test Mode | Antenna | Ch. Name | Frequency[MHz] | Ref. Level[dBm] | Result[dBm] | Limit[dBm] | Verdict |
|---|---|---|---|---|---|---|---|
| 11B | Ant1 | Low | 2412 | 2.53 | -42.23 | ≤-27.47 | PASS |
| 11B | Ant1 | High | 2462 | 2.46 | -54.15 | ≤-27.54 | PASS |
| 11G | Ant1 | Low | 2412 | 3.74 | -48.92 | ≤-26.26 | PASS |
| 11G | Ant1 | High | 2462 | 2.70 | -52.48 | ≤-27.3 | PASS |
| 11N20SISO | Ant1 | Low | 2412 | 1.97 | -48.71 | ≤-28.03 | PASS |
| 11N20SISO | Ant1 | High | 2462 | 3.04 | -51.95 | ≤-26.96 | PASS |

Remark:1. Regarding the spurious emissions from 30MHz to 26.5GHz, the cable lose have been set in the 'offset' of the Spectrum Analyzer during the test.

## Test Graphs

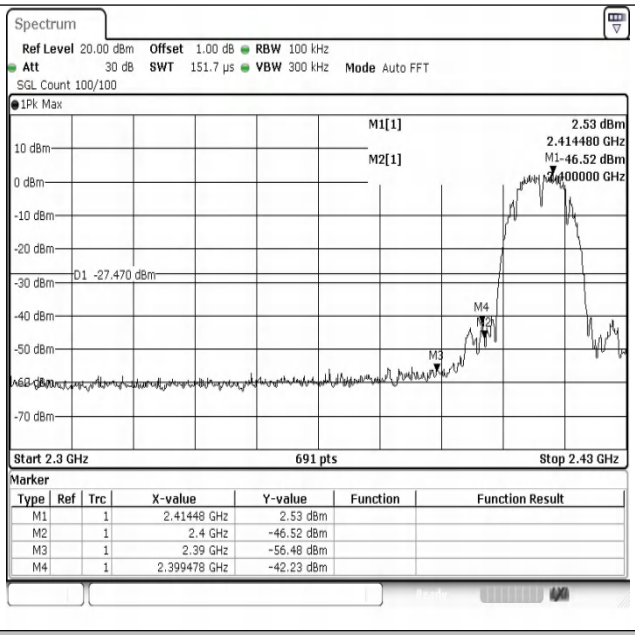


11B-Ant1-2412-PASS

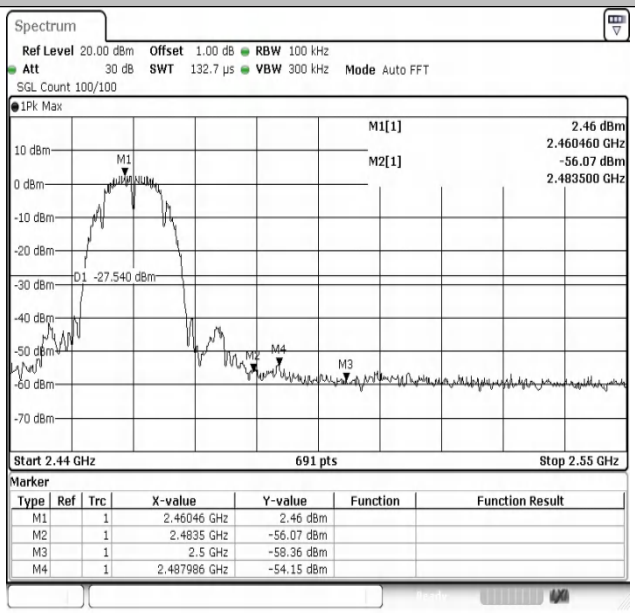


11B-Ant1-2462-PASS

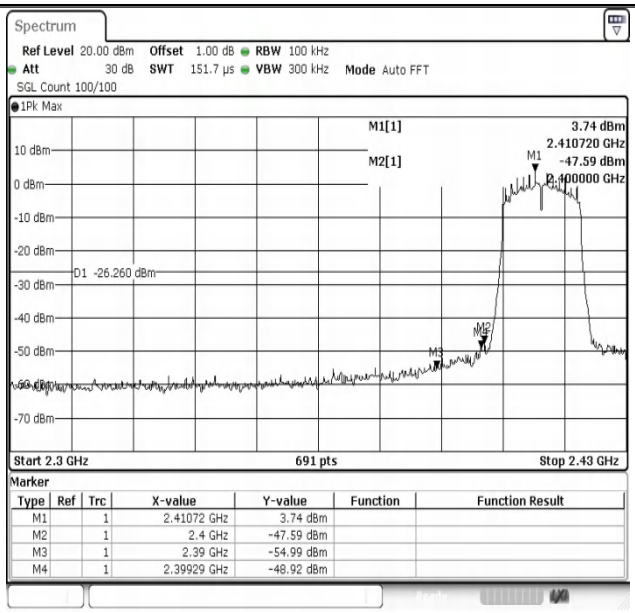


11G-Ant1-2412-PASS

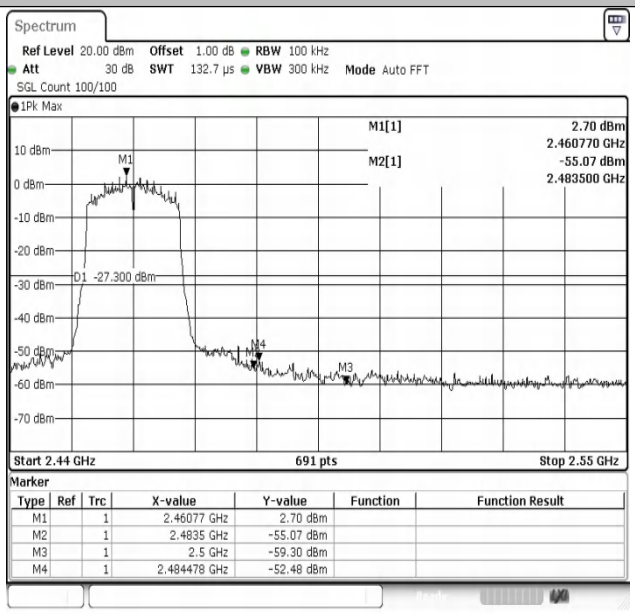


11G-Ant1-2462-PASS

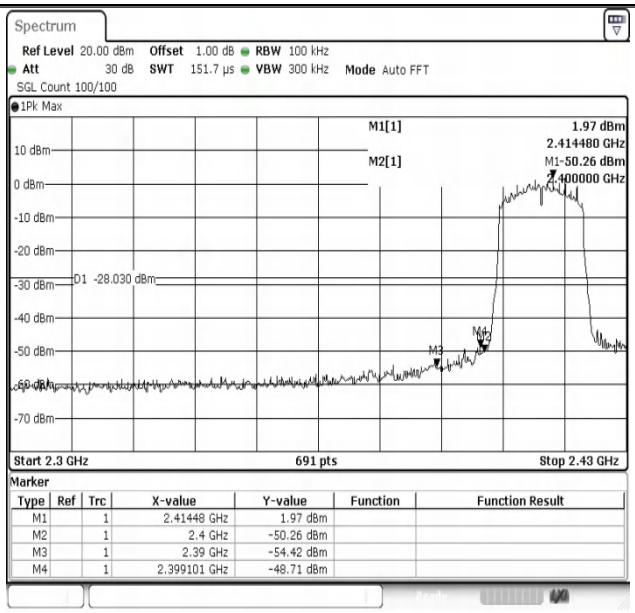


11N20SISO-Ant1-2412-PASS

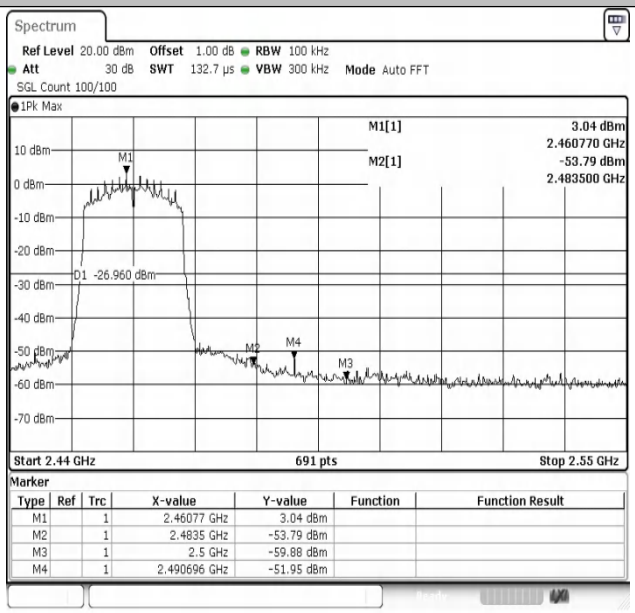


11N20SISO-Ant1-2462-PASS

# Appendix F: Conducted Spurious Emission

## Test Result

| Test Mode | Antenna | Frequency[MHz] | Freq. Range [Mhz] | Ref. Level [dBm] | Result [dBm] | Limit [dBm] | Verdict |
|---|---|---|---|---|---|---|---|
| 11B | Ant1 | 2412 | 0~Reference | 3.02 | 3.02 | --- | PASS |
| 11B | Ant1 | 2412 | 30~1000 | 3.02 | -69.13 | ≤-26.98 | PASS |
| 11B | Ant1 | 2412 | 1000~26500 | 3.02 | -52.38 | ≤-26.98 | PASS |
| 11B | Ant1 | 2437 | 0~Reference | 3.45 | 3.45 | --- | PASS |
| 11B | Ant1 | 2437 | 30~1000 | 3.45 | -68.51 | ≤-26.55 | PASS |
| 11B | Ant1 | 2437 | 1000~26500 | 3.45 | -52.77 | ≤-26.55 | PASS |
| 11B | Ant1 | 2462 | 0~Reference | 2.52 | 2.52 | --- | PASS |
| 11B | Ant1 | 2462 | 30~1000 | 2.52 | -69.05 | ≤-27.48 | PASS |
| 11B | Ant1 | 2462 | 1000~26500 | 2.52 | -54.33 | ≤-27.48 | PASS |
| 11G | Ant1 | 2412 | 0~Reference | 3.20 | 3.20 | --- | PASS |
| 11G | Ant1 | 2412 | 30~1000 | 3.20 | -66.22 | ≤-26.8 | PASS |
| 11G | Ant1 | 2412 | 1000~26500 | 3.20 | -54.39 | ≤-26.8 | PASS |
| 11G | Ant1 | 2437 | 0~Reference | 3.80 | 3.80 | --- | PASS |
| 11G | Ant1 | 2437 | 30~1000 | 3.80 | -69.34 | ≤-26.2 | PASS |
| 11G | Ant1 | 2437 | 1000~26500 | 3.80 | -54.54 | ≤-26.2 | PASS |
| 11G | Ant1 | 2462 | 0~Reference | 3.07 | 3.07 | --- | PASS |
| 11G | Ant1 | 2462 | 30~1000 | 3.07 | -69.42 | ≤-26.93 | PASS |
| 11G | Ant1 | 2462 | 1000~26500 | 3.07 | -55.35 | ≤-26.93 | PASS |
| 11N20SISO | Ant1 | 2412 | 0~Reference | 3.22 | 3.22 | --- | PASS |
| 11N20SISO | Ant1 | 2412 | 30~1000 | 3.22 | -69.45 | ≤-26.78 | PASS |
| 11N20SISO | Ant1 | 2412 | 1000~26500 | 3.22 | -54.08 | ≤-26.78 | PASS |
| 11N20SISO | Ant1 | 2437 | 0~Reference | 2.05 | 2.05 | --- | PASS |
| 11N20SISO | Ant1 | 2437 | 30~1000 | 2.05 | -68.37 | ≤-27.95 | PASS |
| 11N20SISO | Ant1 | 2437 | 1000~26500 | 2.05 | -54.43 | ≤-27.95 | PASS |
| 11N20SISO | Ant1 | 2462 | 0~Reference | 3.34 | 3.34 | --- | PASS |
| 11N20SISO | Ant1 | 2462 | 30~1000 | 3.34 | -68.43 | ≤-26.66 | PASS |
| 11N20SISO | Ant1 | 2462 | 1000~26500 | 3.34 | -54.56 | ≤-26.66 | PASS |

Remark:Regarding the spurious emissions from 30MHz to 26.5GHz, the cable lose and attenuator factor s have been set in the 'TDF' of the Spectrum Analyzer during the test.

## Test Graphs

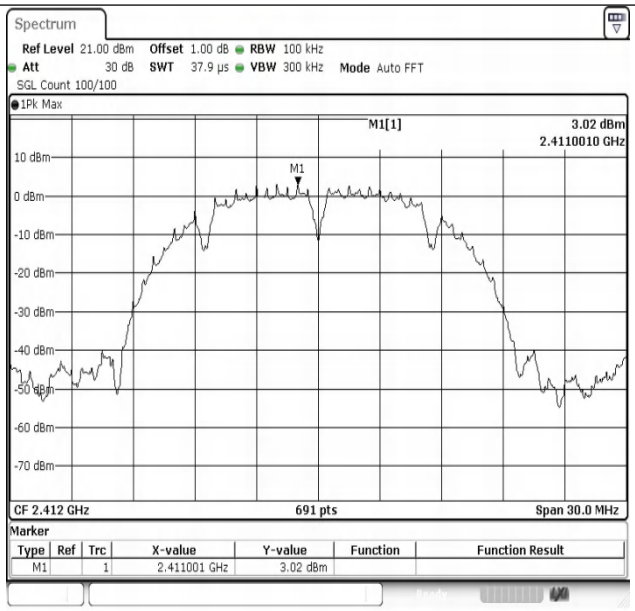


11B-Ant1-2412-0~Reference-PASS

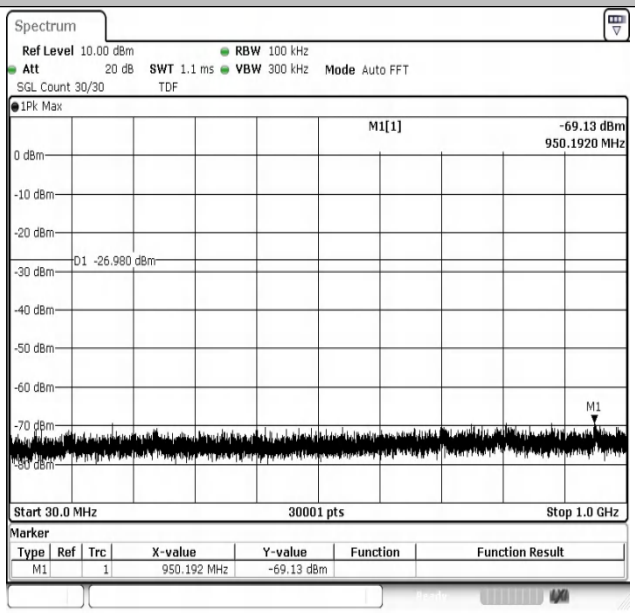


11B-Ant1-2412-30~1000-PASS

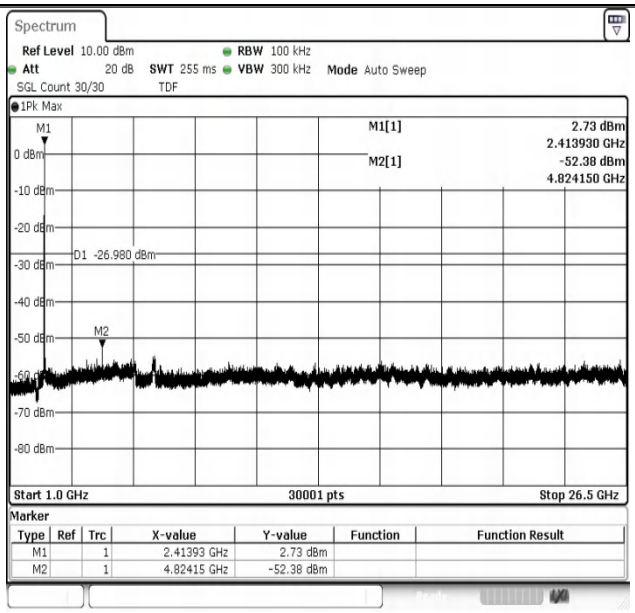


11B-Ant1-2412-1000~26500-PASS

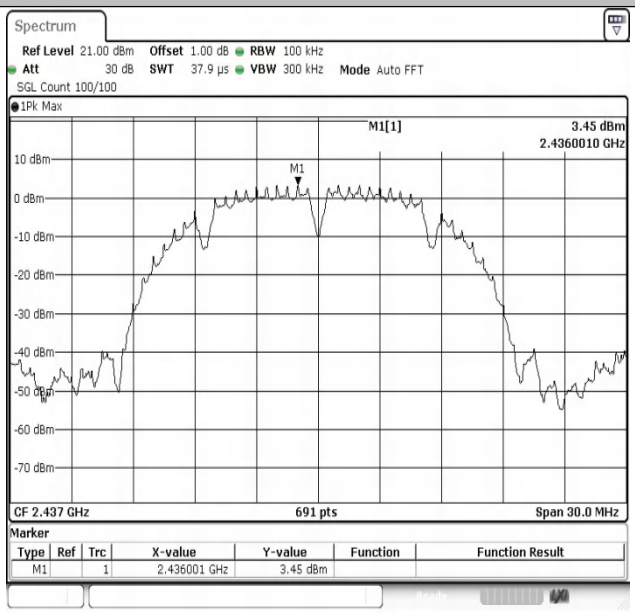


11B-Ant1-2437-0~Reference-PASS

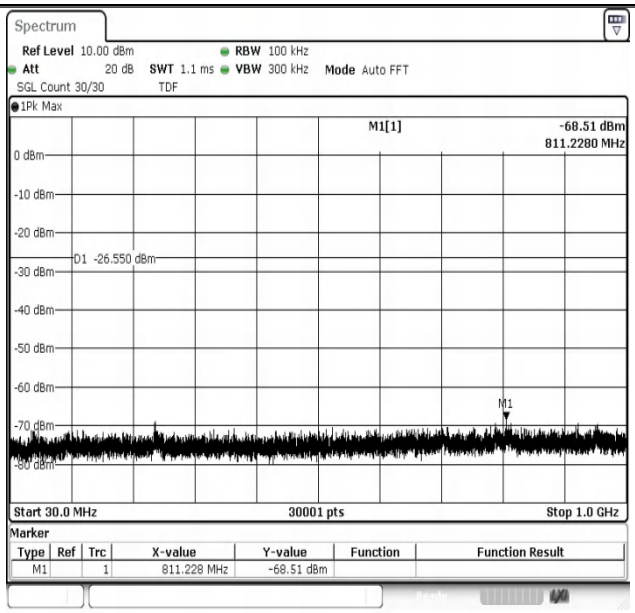


11B-Ant1-2437-30~1000-PASS

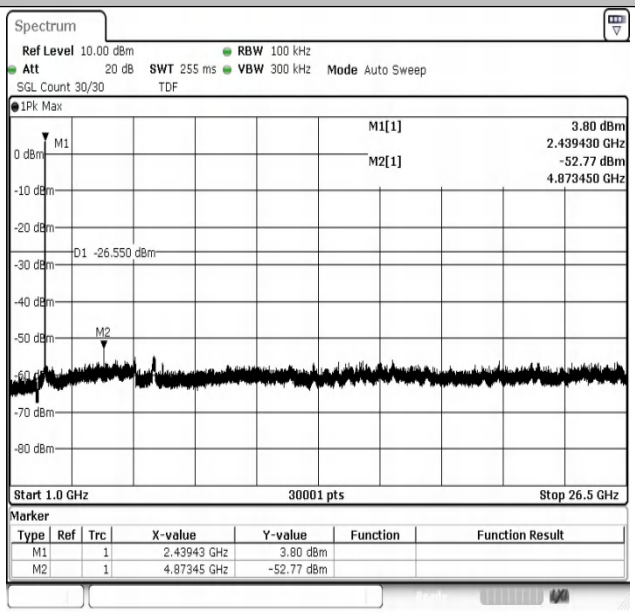


11B-Ant1-2437-1000~26500-PASS

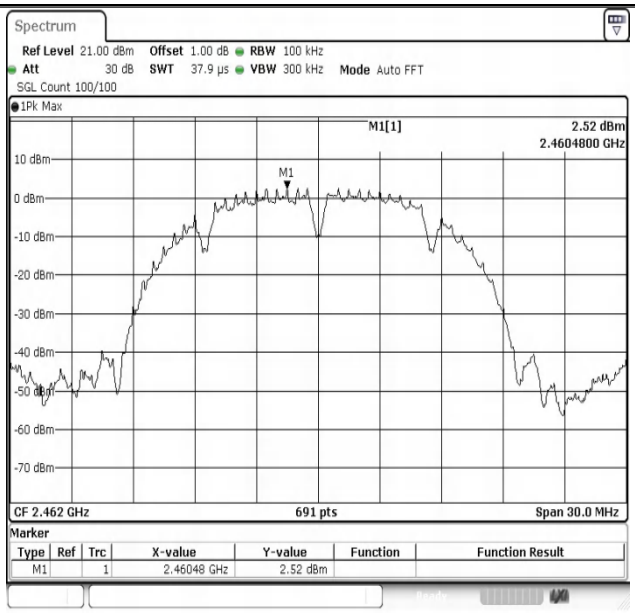


11B-Ant1-2462-0~Reference-PASS

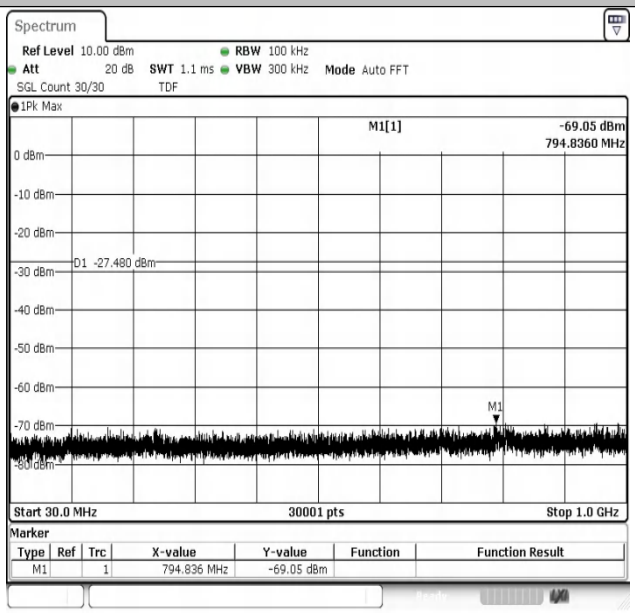


11B-Ant1-2462-30~1000-PASS

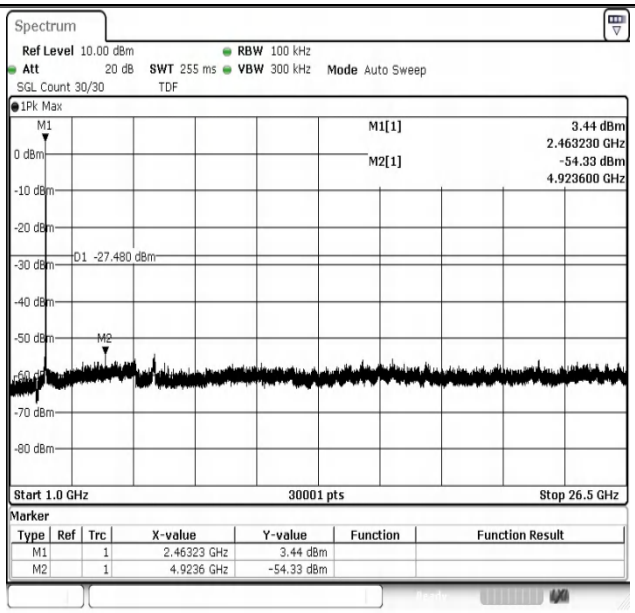


11B-Ant1-2462-1000~26500-PASS

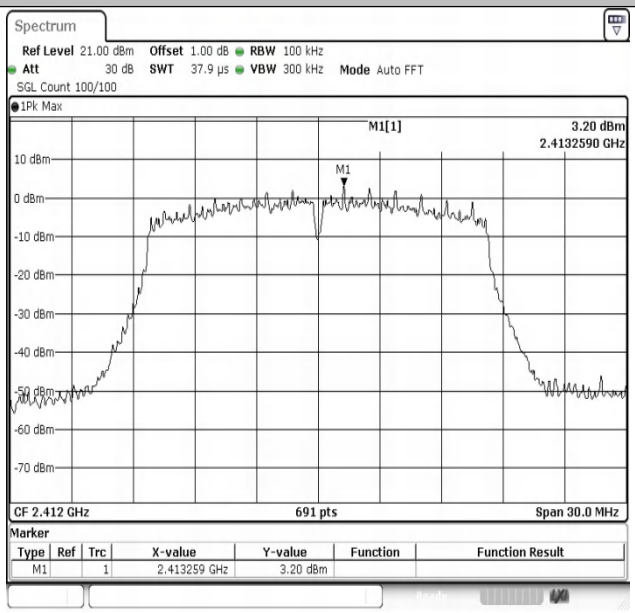


11G-Ant1-2412-0~Reference-PASS

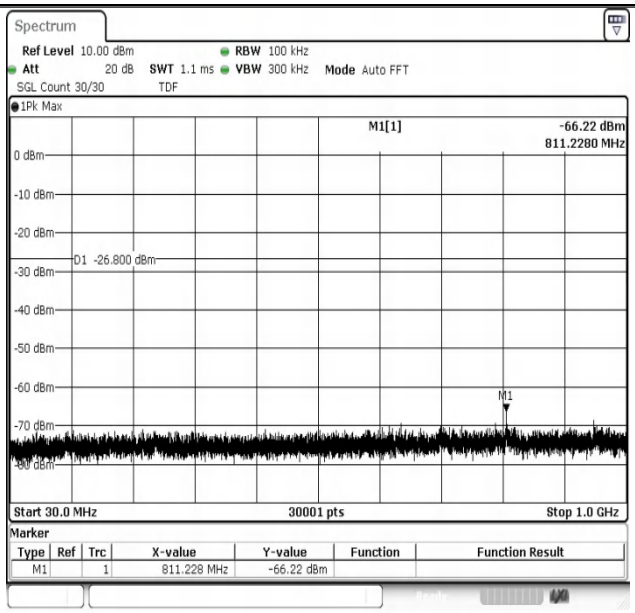


11G-Ant1-2412-30~1000-PASS

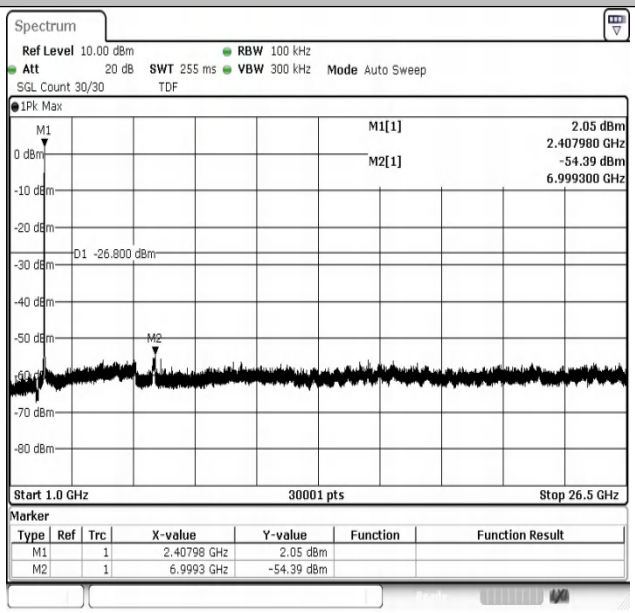


11G-Ant1-2412-1000~26500-PASS

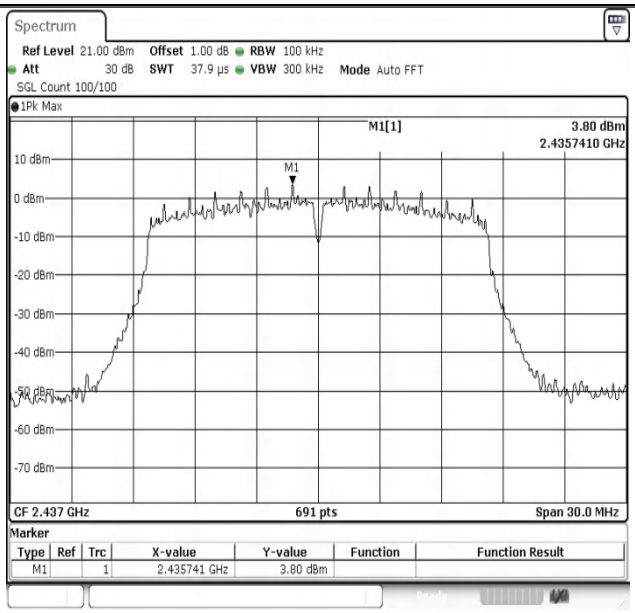


11G-Ant1-2437-0~Reference-PASS

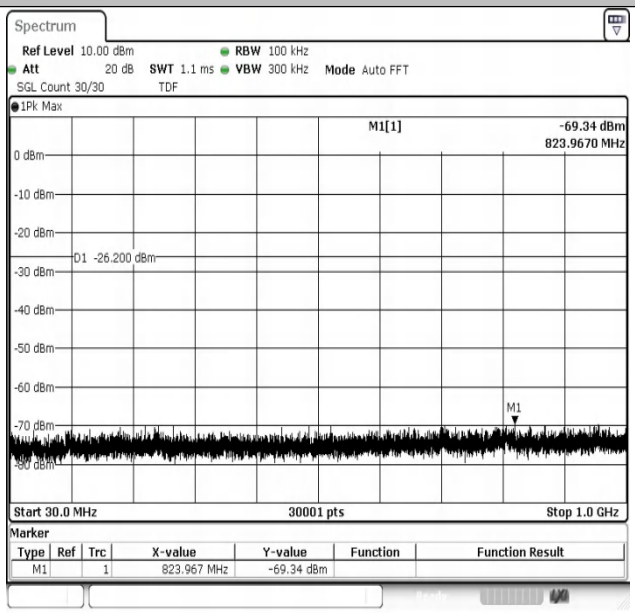


11G-Ant1-2437-30~1000-PASS

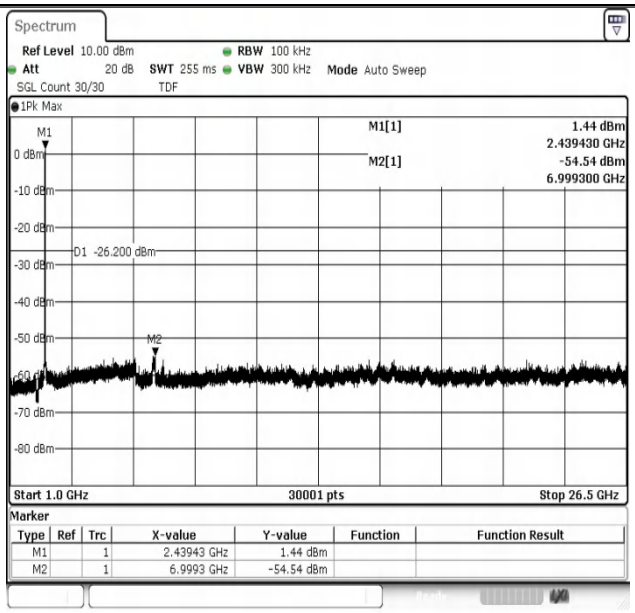


11G-Ant1-2437-1000~26500-PASS

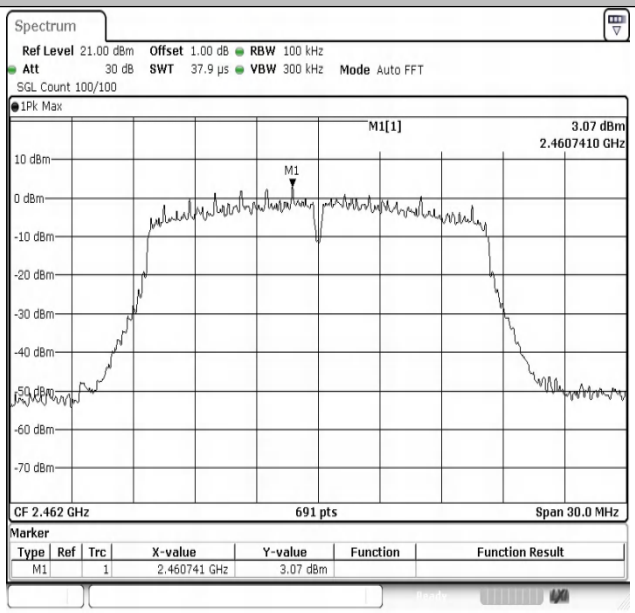


11G-Ant1-2462-0~Reference-PASS

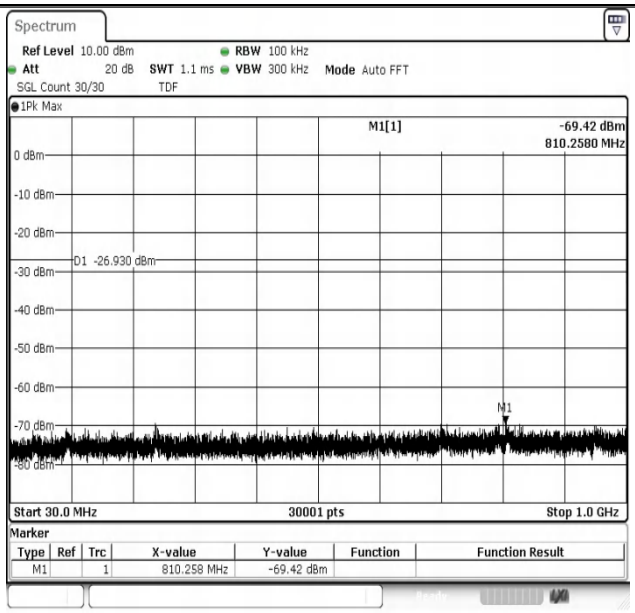


11G-Ant1-2462-30~1000-PASS

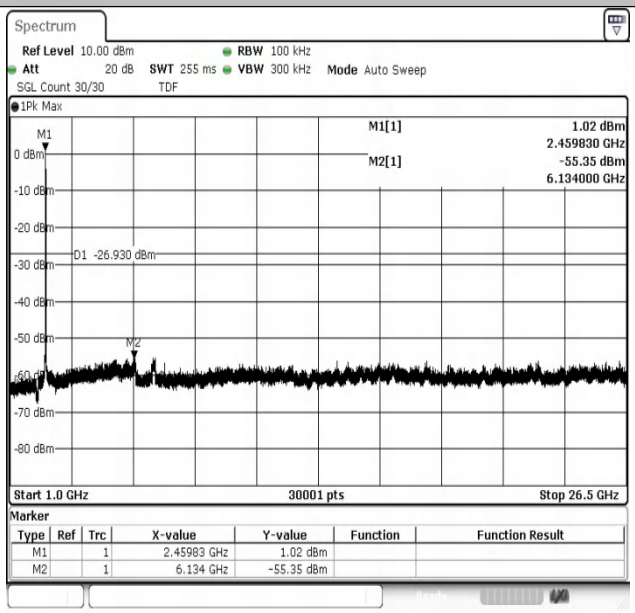


11G-Ant1-2462-1000~26500-PASS

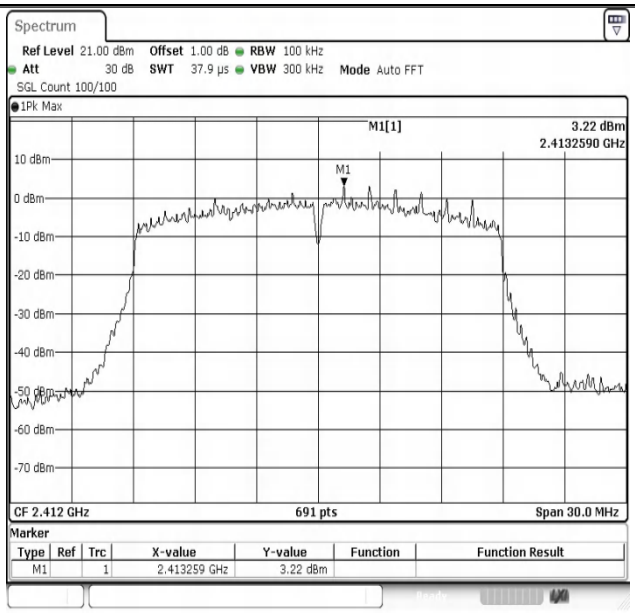


11N20SISO-Ant1-2412-0~Reference-PASS

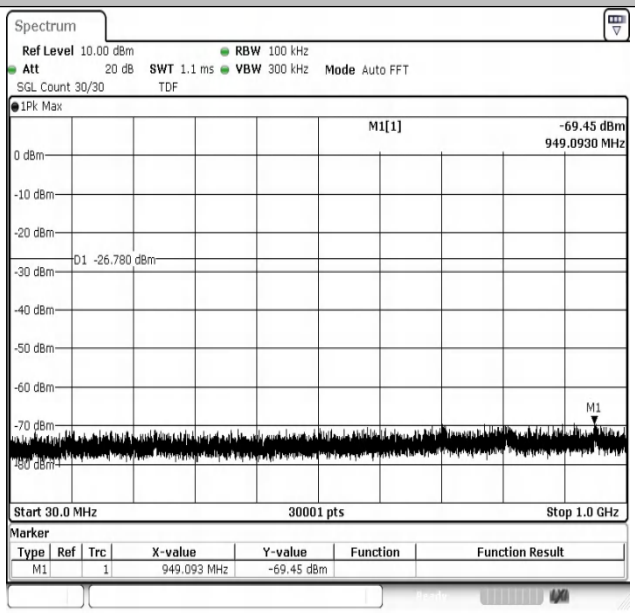


11N20SISO-Ant1-2412-30~1000-PASS

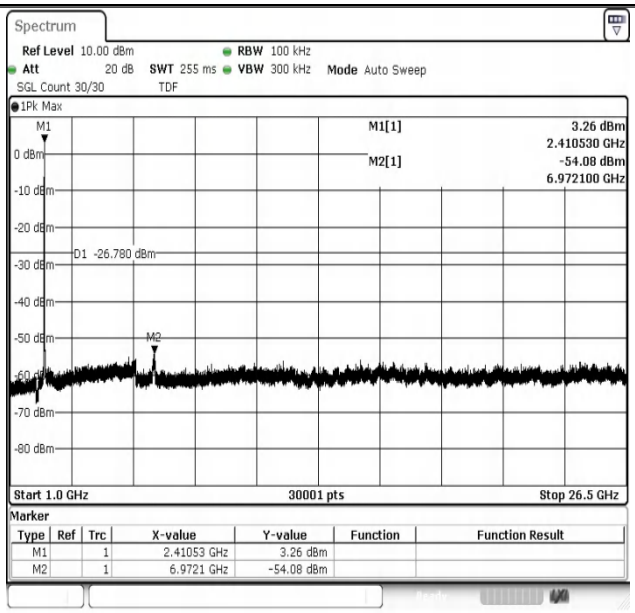


11N20SISO-Ant1-2412-1000~26500-PASS

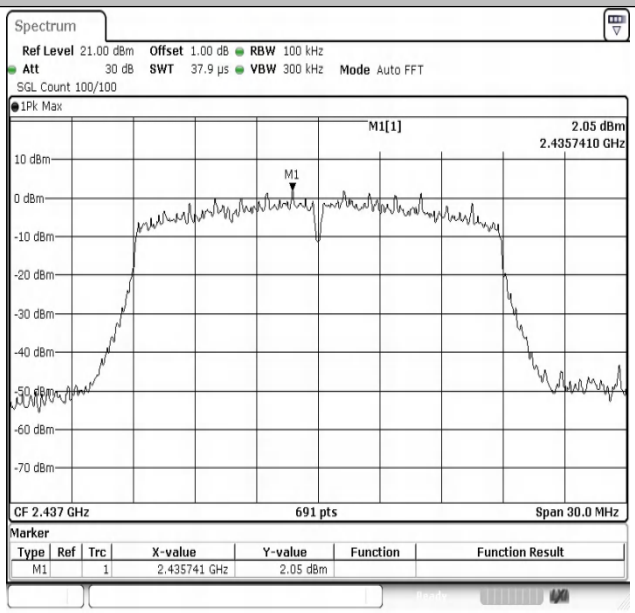


11N20SISO-Ant1-2437-0~Reference-PASS

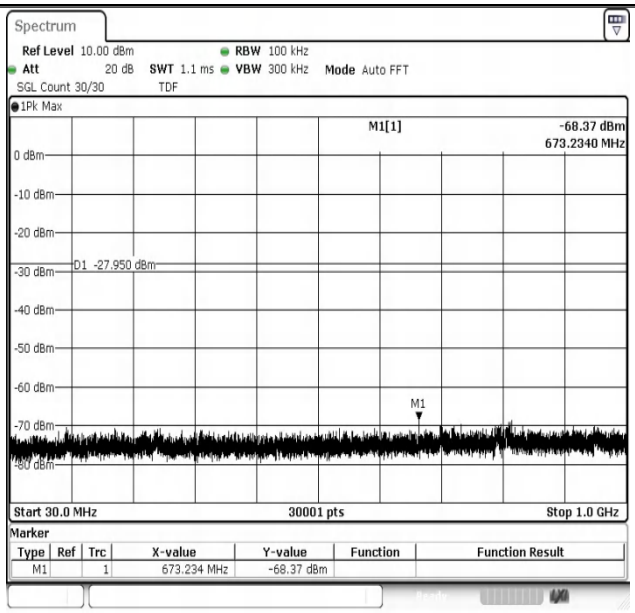


11N20SISO-Ant1-2437-30~1000-PASS

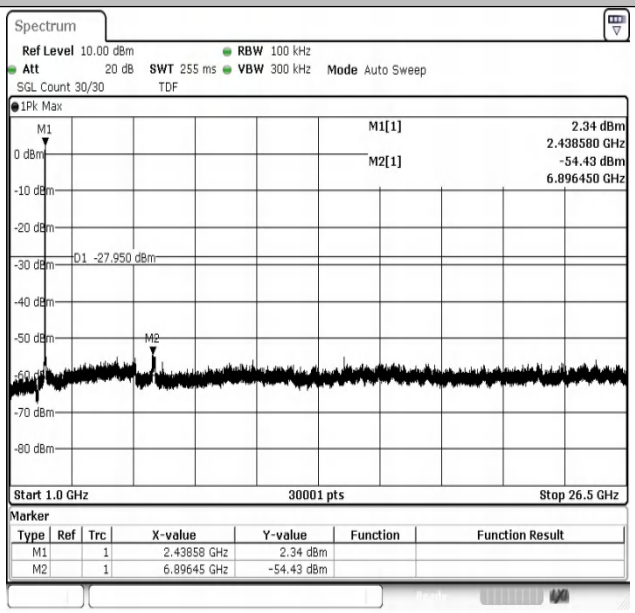


11N20SISO-Ant1-2437-1000~26500-PASS

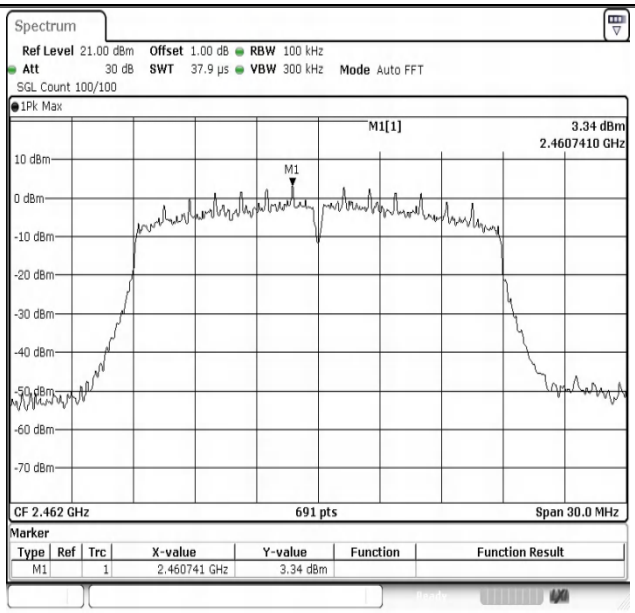


11N20SISO-Ant1-2462-0~Reference-PASS

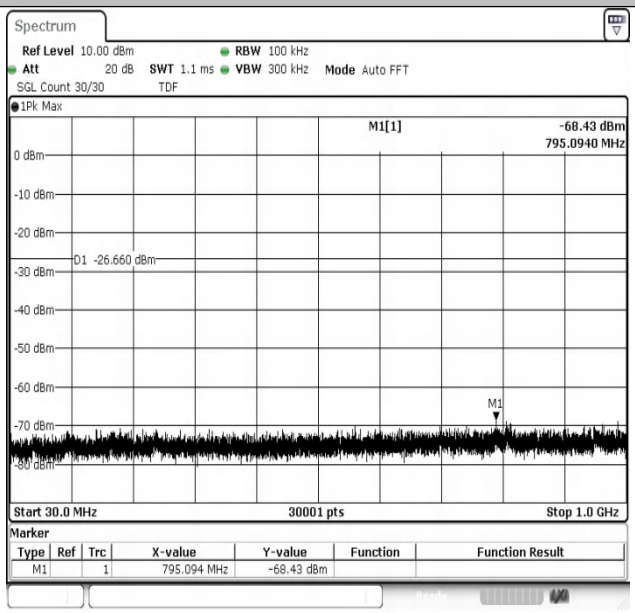


11N20SISO-Ant1-2462-30~1000-PASS

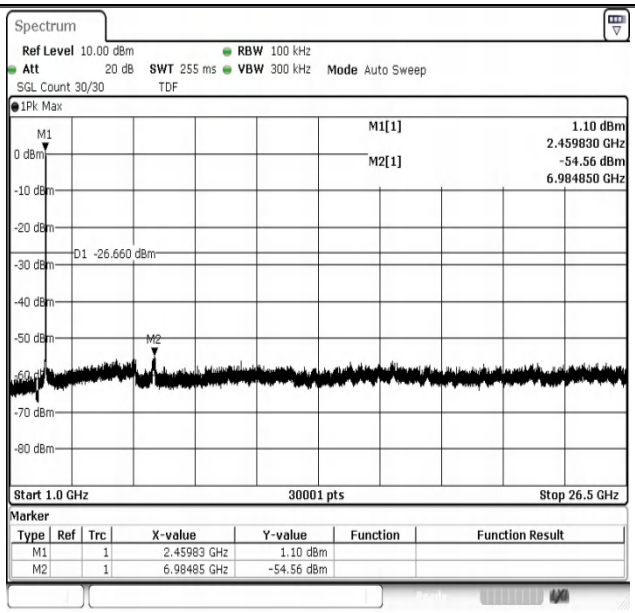


11N20SISO-Ant1-2462-1000~26500-PASS

# Appendix G: Duty Cycle

## Test Result

| Test Mode | Antenna | Frequency[MHz] | Transmission Duration [ms] | Transmission Period [ms] | Duty Cycle [%] | Factor [dB] |
|---|---|---|---|---|---|---|
| 11B | Ant1 | 2412 | 100.00 | 100.00 | 100.00 | 0.00 |
| 11B | Ant1 | 2437 | 100.00 | 100.00 | 100.00 | 0.00 |
| 11B | Ant1 | 2462 | 100.00 | 100.00 | 100.00 | 0.00 |
| 11G | Ant1 | 2412 | 100.00 | 100.00 | 100.00 | 0.00 |
| 11G | Ant1 | 2437 | 100.00 | 100.00 | 100.00 | 0.00 |
| 11G | Ant1 | 2462 | 100.00 | 100.00 | 100.00 | 0.00 |
| 11N20SISO | Ant1 | 2412 | 100.00 | 100.00 | 100.00 | 0.00 |
| 11N20SISO | Ant1 | 2437 | 100.00 | 100.00 | 100.00 | 0.00 |
| 11N20SISO | Ant1 | 2462 | 100.00 | 100.00 | 100.00 | 0.00 |

## Test Graphs

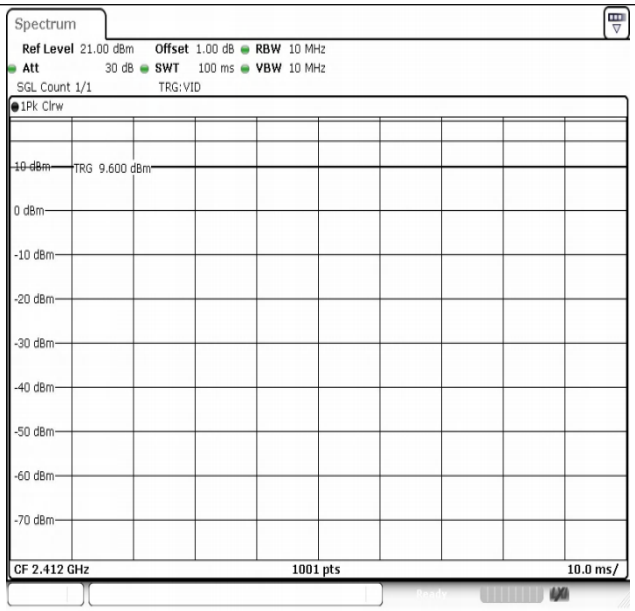


NTNV-11B-Ant1-2412

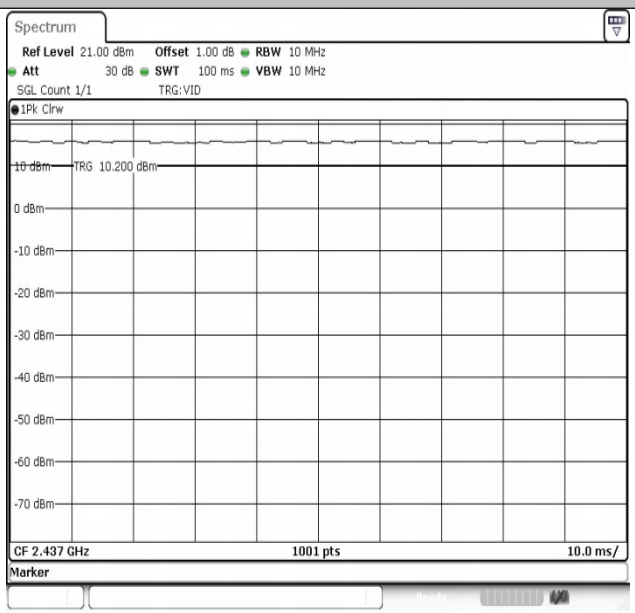


NTNV-11B-Ant1-2437

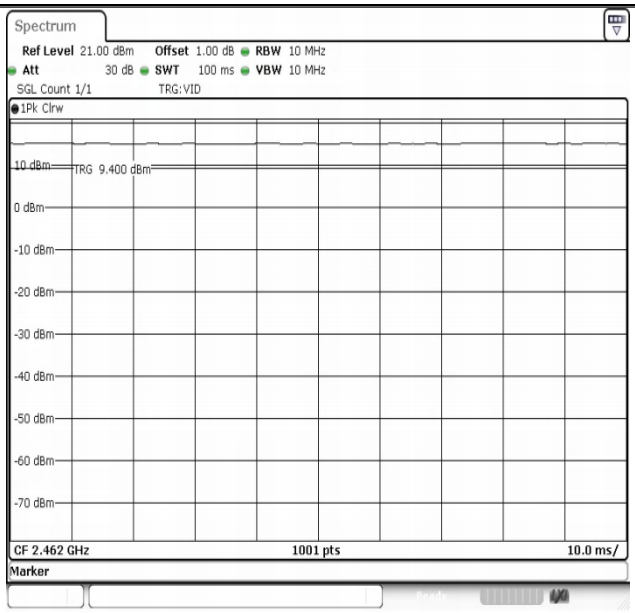


NTNV-11B-Ant1-2462

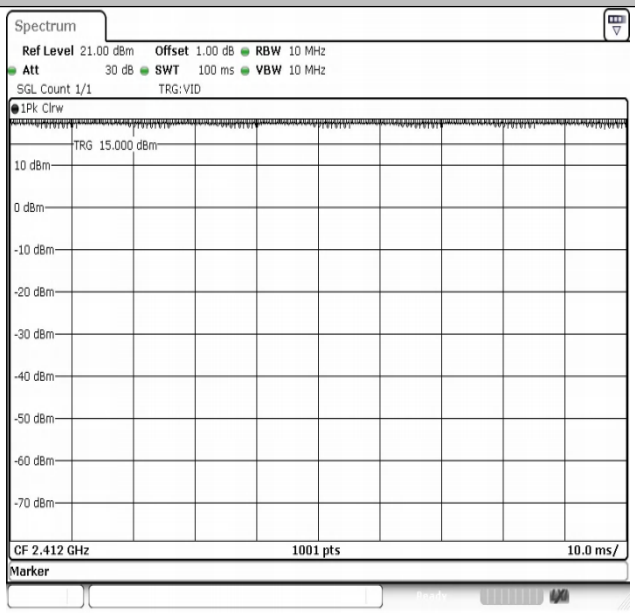


NTNV-11G-Ant1-2412

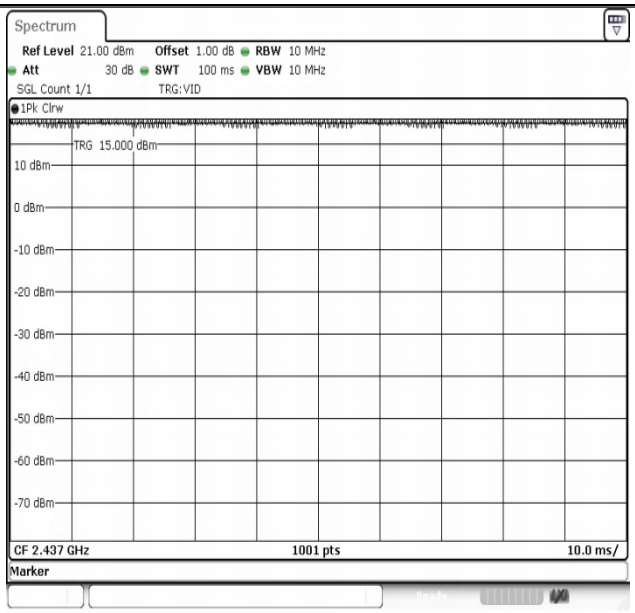


NTNV-11G-Ant1-2437

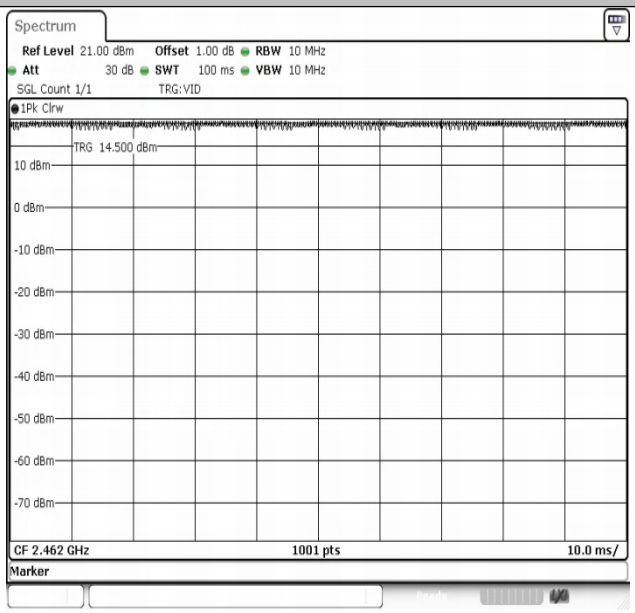


NTNV-11G-Ant1-2462

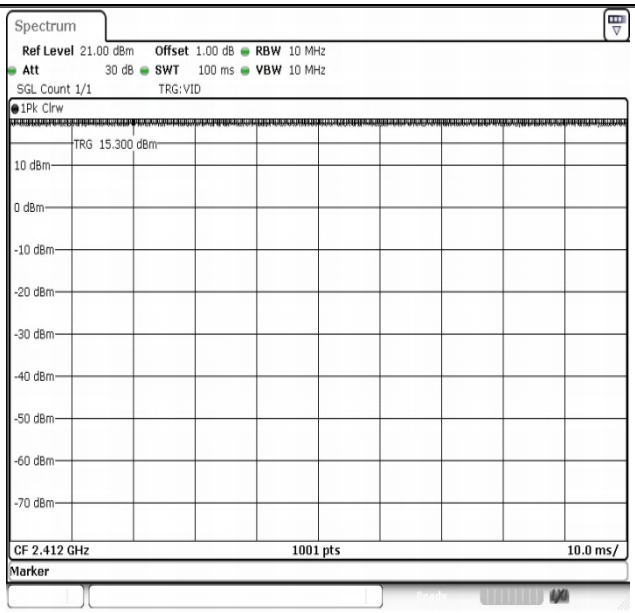


NTNV-11N20SISO-Ant1-2412

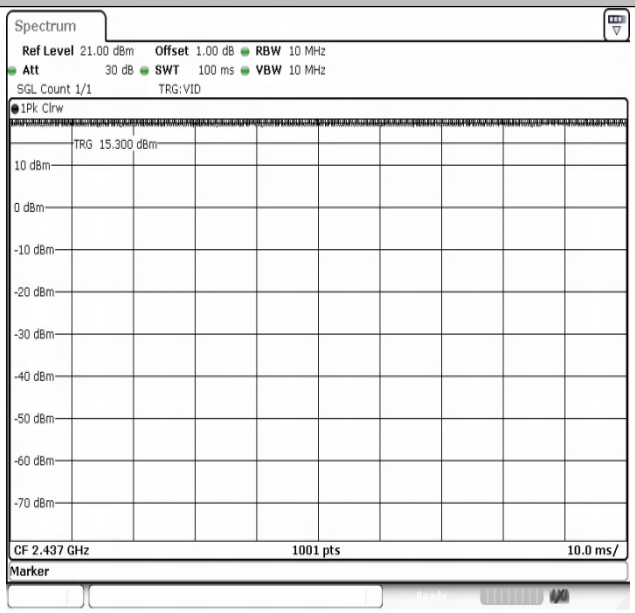


NTNV-11N20SISO-Ant1-2437

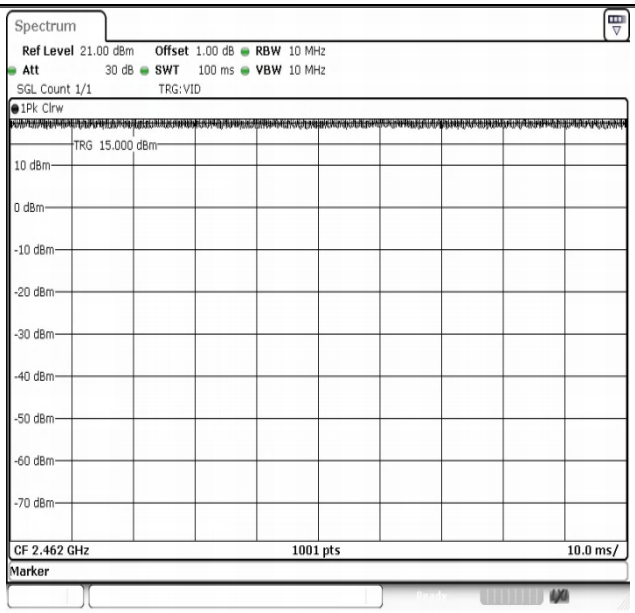


NTNV-11N20SISO-Ant1-2462

---End---