Appendix A: DTS Bandwidth

Test Result

TestMode	Antenna	Frequency[MHz]	DTS BW [MHz]	FL[MHz]	FH[MHz]	Limit[MHz]	Verdict
BLE_1M	Ant1	2402	0.700	2401.660	2402.360	0.5	PASS
		2440	0.700	2439.656	2440.356	0.5	PASS
		2480	0.696	2479.660	2480.356	0.5	PASS
BLE_2M	Ant1	2402	1.128	2401.456	2402.584	0.5	PASS
		2440	1.140	2439.456	2440.596	0.5	PASS
		2480	1.136	2479.456	2480.592	0.5	PASS

Test Graphs

BLE_1M_Ant1_2402

BLE_1M_Ant1_2440

BLE_1M_Ant1_2480

BLE_2M_Ant1_2402

BLE_2M_Ant1_2440

BLE_2M_Ant1_2480

Appendix B: Occupied Channel Bandwidth

Test Result

TestMode	Antenna	Frequency[MHz]	OCB [MHz]	FL[MHz]	FH[MHz]	Limit[MHz]	Verdict
BLE_1M	Ant1	2402	1.0713	2401.4851	2402.5564	---	---
		2440	1.0717	2439.4839	2440.5556	---	---
		2480	1.0800	2479.4800	2480.5600	---	---
BLE_2M	Ant1	2402	2.0956	2400.9802	2403.0758	---	---
		2440	2.0890	2438.9831	2441.0721	---	---
		2480	2.1054	2478.9751	2481.0805	---	---

Test Graphs

BLE_1M_Ant1_2402

BLE_1M_Ant1_2440

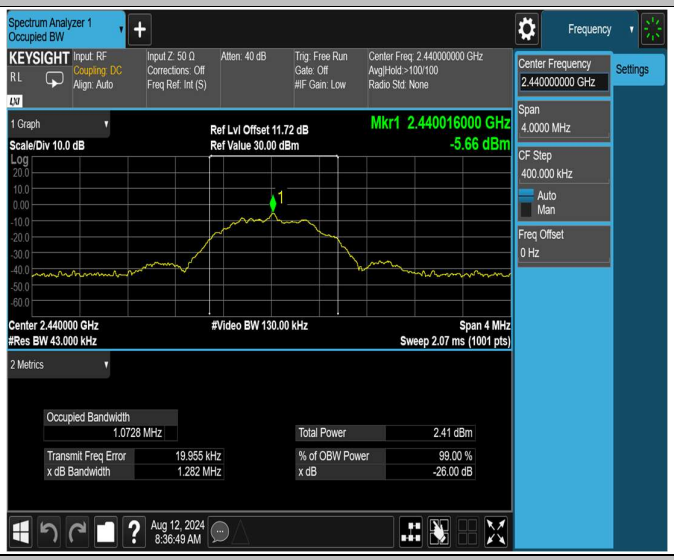

BLE_1M_Ant1_2480

BLE_2M_Ant1_2402

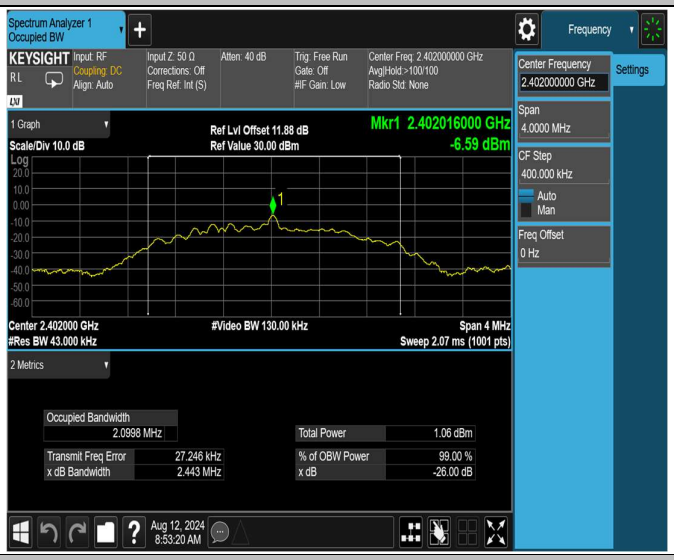

BLE_2M_Ant1_2440

BLE_2M_Ant1_2480

Appendix C: Maximum conducted output power

Test Result Peak

TestMode	Antenna	Frequency[MHz]	Conducted Peak Powert[dBm]	Conducted Limit[dBm]	EIRP[dBm]	EIRP Limit[dBm]	Verdict
BLE_1M	Ant1	2402	-5.04	≤30	-3.04	≤36	PASS
		2440	-4.29	≤30	-2.29	≤36	PASS
		2480	-4.77	≤30	-2.77	≤36	PASS
BLE_2M	Ant1	2402	-4.89	≤30	-2.89	≤36	PASS
		2440	-4.27	≤30	-2.27	≤36	PASS
		2480	-4.75	≤30	-2.75	≤36	PASS

Test Graphs Peak

BLE_1M_Ant1_2402

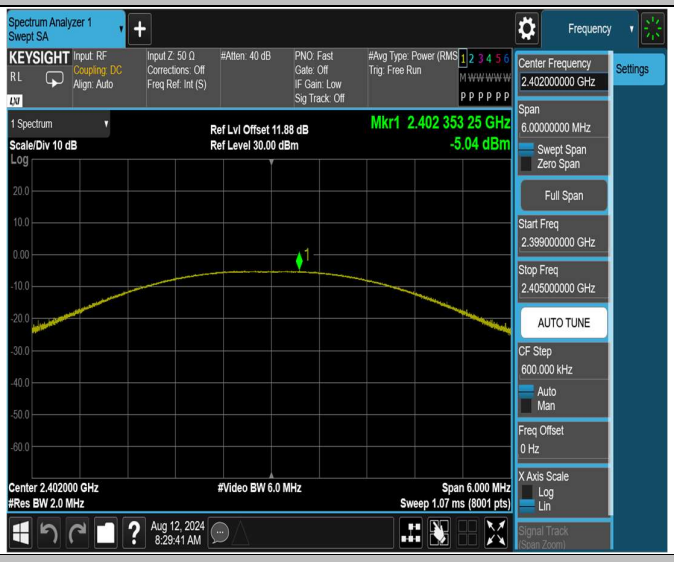

BLE_1M_Ant1_2440

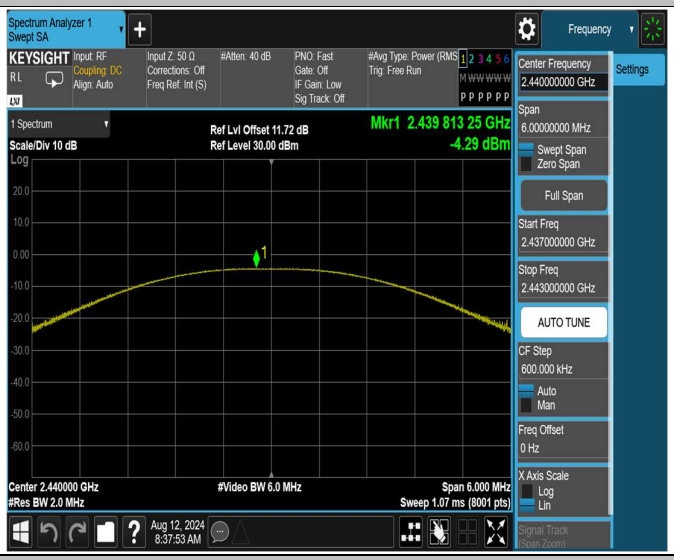

BLE_1M_Ant1_2480

BLE_2M_Ant1_2402

BLE_2M_Ant1_2440

BLE_2M_Ant1_2480

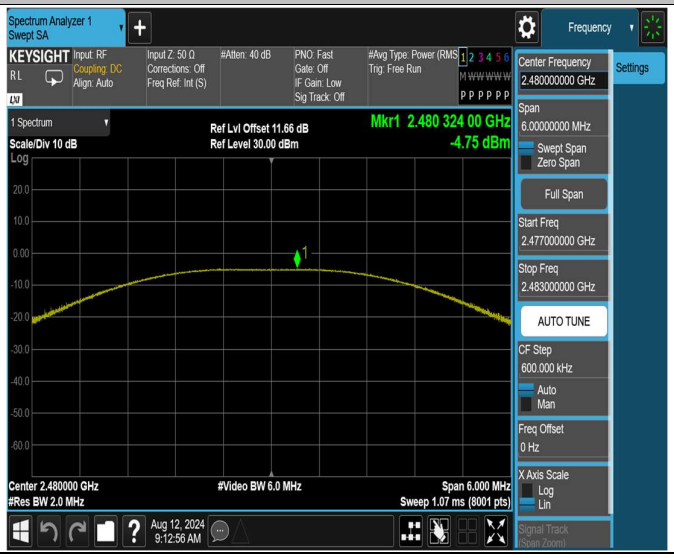

Appendix D: Maximum power spectral density

Test Result

TestMode	Antenna	Frequency[MHz]	Result[dBm/3kHz]	Limit[dBm/3kHz]	Verdict
BLE_1M	Ant1	2402	-20.93	≤8.00	PASS
		2440	-20.27	≤8.00	PASS
		2480	-20.99	≤8.00	PASS
BLE_2M	Ant1	2402	-23.45	≤8.00	PASS
		2440	-22.69	≤8.00	PASS
		2480	-23.44	≤8.00	PASS

Test Graphs

BLE_1M_Ant1_2402

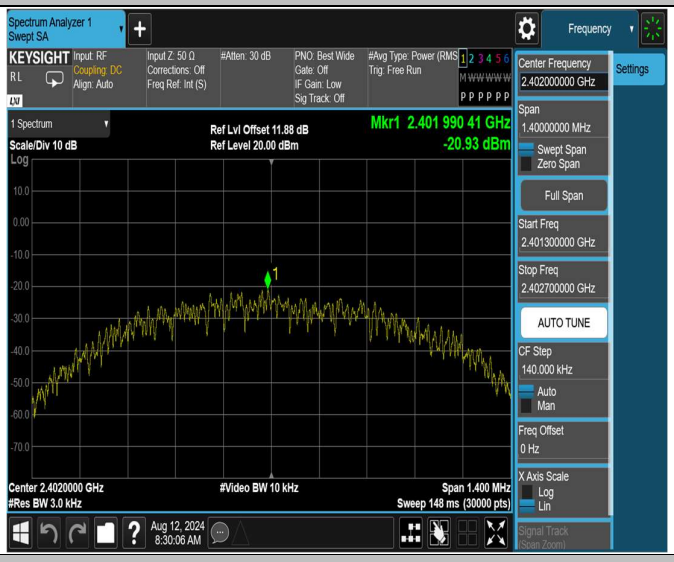

BLE_1M_Ant1_2440

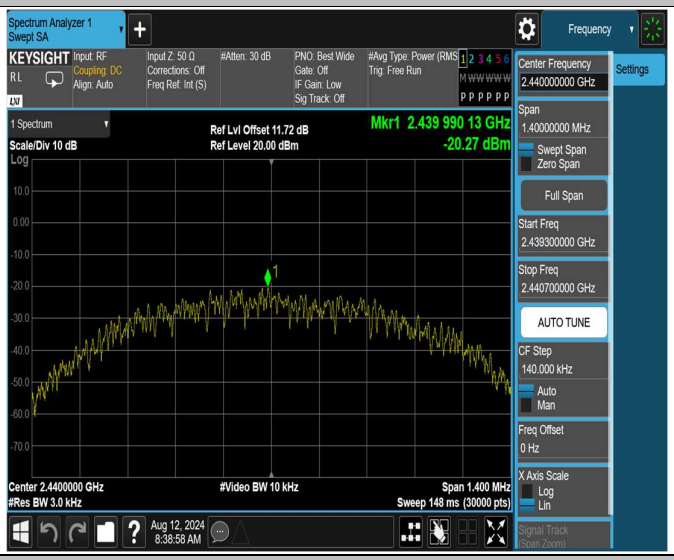

BLE_1M_Ant1_2480

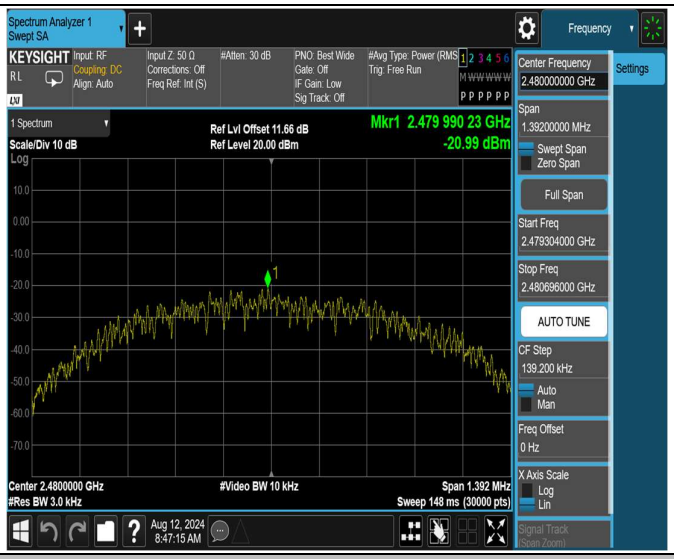

BLE_2M_Ant1_2402

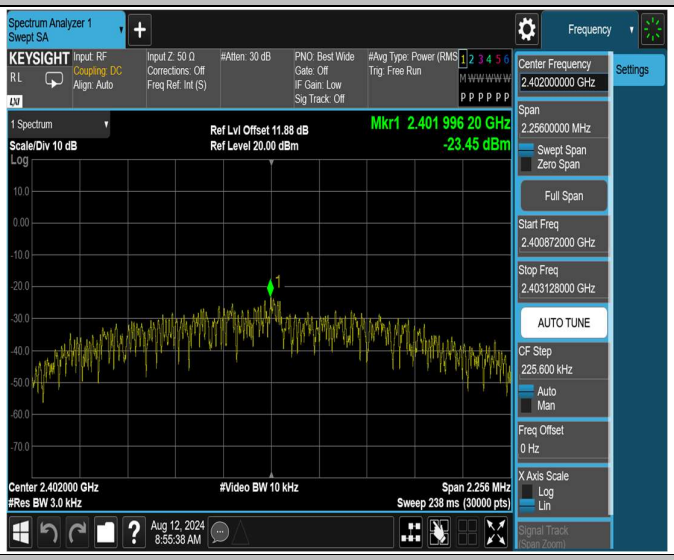

BLE_2M_Ant1_2440

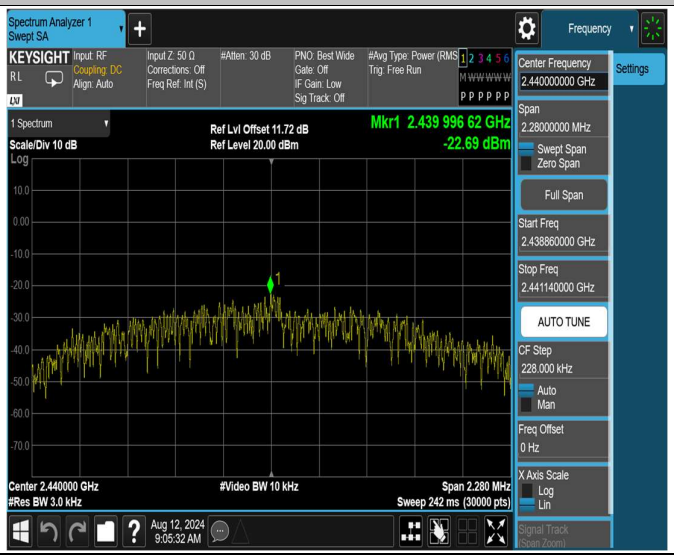

BLE_2M_Ant1_2480

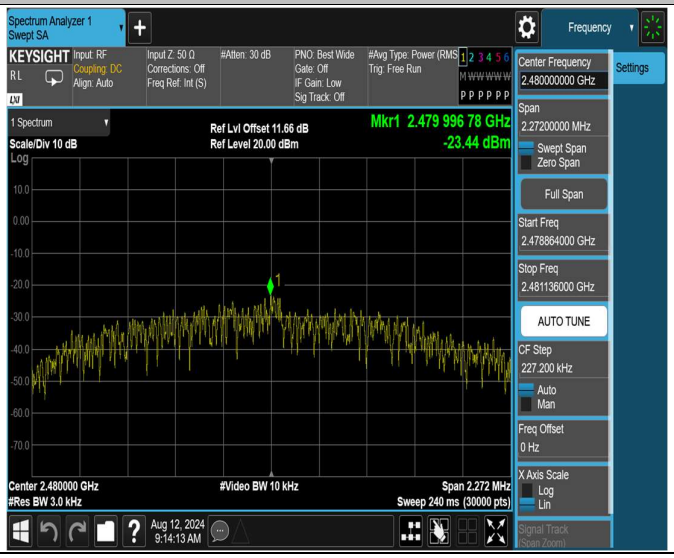

Appendix E: Band edge measurements

Test Result

TestMode	Antenna	ChName	Frequency[MHz]	RefLevel[dBm]	Result[dBm]	Limit[dBm]	Verdict
BLE_1M	Ant1	Low	2402	-5.64	-46.86	≤-25.64	PASS
		High	2480	-5.46	-46.92	≤-25.46	PASS
BLE_2M	Ant1	Low	2402	-5.71	-38.2	≤-25.71	PASS
		High	2480	-5.43	-46.59	≤-25.43	PASS

Test Graphs

BLE_1M_Ant1_Low_2402

BLE_1M_Ant1_High_2480

BLE_2M_Ant1_Low_2402

BLE_2M_Ant1_High_2480

Appendix F: Conducted Spurious Emission

Test Result

TestMode	Antenna	Frequency[MHz]	FreqRange [MHz]	RefLevel [dBm]	Result[dBm]	Limit[dBm]	Verdict
BLE_1M	Ant1	2402	Reference	-5.76	-5.76	---	PASS
			30~1000	-5.76	-57.78	≤-25.76	PASS
			1000~26500	-5.76	-50.39	≤-25.76	PASS
		2440	Reference	-4.96	-4.96	---	PASS
			30~1000	-4.96	-26.79	≤-24.96	PASS
			1000~26500	-4.96	-37.34	≤-24.96	PASS
		2480	Reference	-5.58	-5.58	---	PASS
			30~1000	-5.58	-58.81	≤-25.58	PASS
			1000~26500	-5.58	-50.36	≤-25.58	PASS
BLE_2M	Ant1	2402	Reference	-5.82	-5.82	---	PASS
			30~1000	-5.82	-58.42	≤-25.82	PASS
			1000~26500	-5.82	-50.27	≤-25.82	PASS
		2440	Reference	-4.99	-4.99	---	PASS
			30~1000	-4.99	-41.74	≤-24.99	PASS
			1000~26500	-4.99	-48.49	≤-24.99	PASS
		2480	Reference	-5.58	-5.58	---	PASS
			30~1000	-5.58	-58.73	≤-25.58	PASS
			1000~26500	-5.58	-49.95	≤-25.58	PASS