Internal Photos of the EUT

Fig. 1



Fig. 2

Fig. 3



Fig. 4



Fig. 5


Antenna
DP
ZFX-K12-MI
5V
G
C5
C6
C8
C16
RF
ESD1
L1
L2
L3
ANT1
R1
D1
2024.09.

Fig. 6


PCTXSQ IMR14500 3.7V 320mAh
LI-WORLD 1.19Wh 20250328P

Fig. 7

PCTXSQ IMR 14500-300mAh 3.7V
LI-WORLD 300mAh 1.11Wh 250307

Fig. 8